

PARTS LIST INDEX

ROW UNIT

Shank Assembly, Seed Tube, and Depth Adjustment	P4
Parallel Arms, Mounting Support Plate, and Pneumatic Down Pressure Package	P6
Pneumatic Down Pressure Control Console, Sending Unit, and Harnesses.	P8
Air Compressor, Dual Solenoid Assembly, Tubing, and Fittings.	P10
Accumulator Assembly	P12
Parallel Arms, Mounting Support Plate, and Quick Adjustable Down Force Springs.	P13
15" Seed Opener Disc Blade / Bearing Assembly and Scrapers.	P14
Gauge Wheels	P16
"V" Closing Wheels	P18
Drag Closing Attachment.	P20
Hopper Support and Meter Drive.	P21
Seed Hopper and Lid (Conventional).	P22
Finger Pickup Seed Meter	P24
Brush-Type Seed meter.	P25
EdgeVac® Seed Meter	P26
Granular Chemical Hopper and Hopper Panel Extension	P28
Granular Chemical Meter and Meter Drive	P30
Granular Chemical Banding Options	P31
Spring Tooth Incorporator	P32
Row Unit Mounted No Till Coulter	P33
Row Unit Mounted Disc Furrower	P34
Row Unit Mounted Residue Wheel	P36
Coulter Mounted Residue Wheels	P38
Frame Mounted Coulter W/Residue Wheels	P40

EDGEVAC® SYSTEM

PTO Assembly	P42
Vacuum Fan Hydraulic Components	P44
PTO Pump Assembly.	P46
Vacuum Fan Hydraulic Motor Assembly	P47
Vacuum Fan Motor Valve Block Assembly (Located On Both Sides Of Planter)	P48
Vacuum Gauges, Control Console, and Vacuum Fan Assembly with Oil Cooler.	P50
Manifolds and Distribution Hoses	P52
PTO Assembly on Hitch.	P54

AIR SEED DELIVERY SYSTEM (ASD)

ASD Fan Assembly / Hydraulic Components.	P56
ASD Hoses, 24 Row	P58
ASD Hose Trays.	P60
ASD Tank Mount	P62
ASD Entrainer Assembly	P64
ASD Tank Assembly.	P66
ASD Scale Package.	P68
ASD Mechanical Row Unit.	P70
ASD EdgeVac® Row Unit.	P72
ASD EdgeVac® Row Unit.	P73
ASD Catwalk	P74

PARTS LIST INDEX

BASE MACHINE

Inner / Outer Fixed Hitch	P76
Hydraulically Adjustable Hitch	P78
Center Toolbar / Rear H-Frame Assembly	P80
Rock Shaft Axle Assembly and Wheels	P82
Transport Axle Assembly and Wheels	P84
Stub Wing	P86
Outer Wing	P87
Draft Link	P88
Lift / Gauge Wheel	P90
R.H. Hydraulic Driveline Assembly	P92
L.H. Hydraulic Driveline Assembly	P94
R.H. Hydraulic Motor Driveline Assembly	P98
L.H. Hydraulic Motor Driveline Assembly	P100
Clutch Valve Assemblies	P102
Row Marker Spindle / Hub / Blade	P104
Row Marker Assembly	P106

HYDRAULICS

Row Marker Cylinder	P109
Master Cylinder	P110
Wing Fold Cylinder	P111
Slave / Lift Assist Cylinders	P112
Tongue Latch and Slide Latch Cylinder	P114
Transport Axle Cylinder	P115
Hydraulic Hitch Cylinder	P116
Hydraulic Motor	P117
Valve Blocks - Located On Hitch	P118
Valve Block - Located at Center of Rear H-Frame	P120
Junction Block - Located on Each Wing	P121
Solenoid Valve (G1K275)	P122
Solenoid Valve (G1K276)	P122
Hydraulic Hoses and Fittings	P124
Hydraulic Drive Hose Routings	P126

ELECTRONICS

Electrical Components (Planter Control Console)	P128
Electrical Components (Lights)	P130
Light Assemblies and Brackets	P132
KINZE Vision® Display	P134
KINZE Cobalt™ Display	P136
Planter Monitor Module (PMM)	P138

FERTILIZER

Notched Single Disc Fertilizer Opener	P140
Depth / Gauge Wheel Attachment for Notched Single Disc Fertilizer Opener	P142
Fertilizer Opener Mounts	P143
Liquid Fertilizer Tanks, Saddles, Saddle Mounts, and Hoses (Conventional)	P144

PARTS LIST INDEX

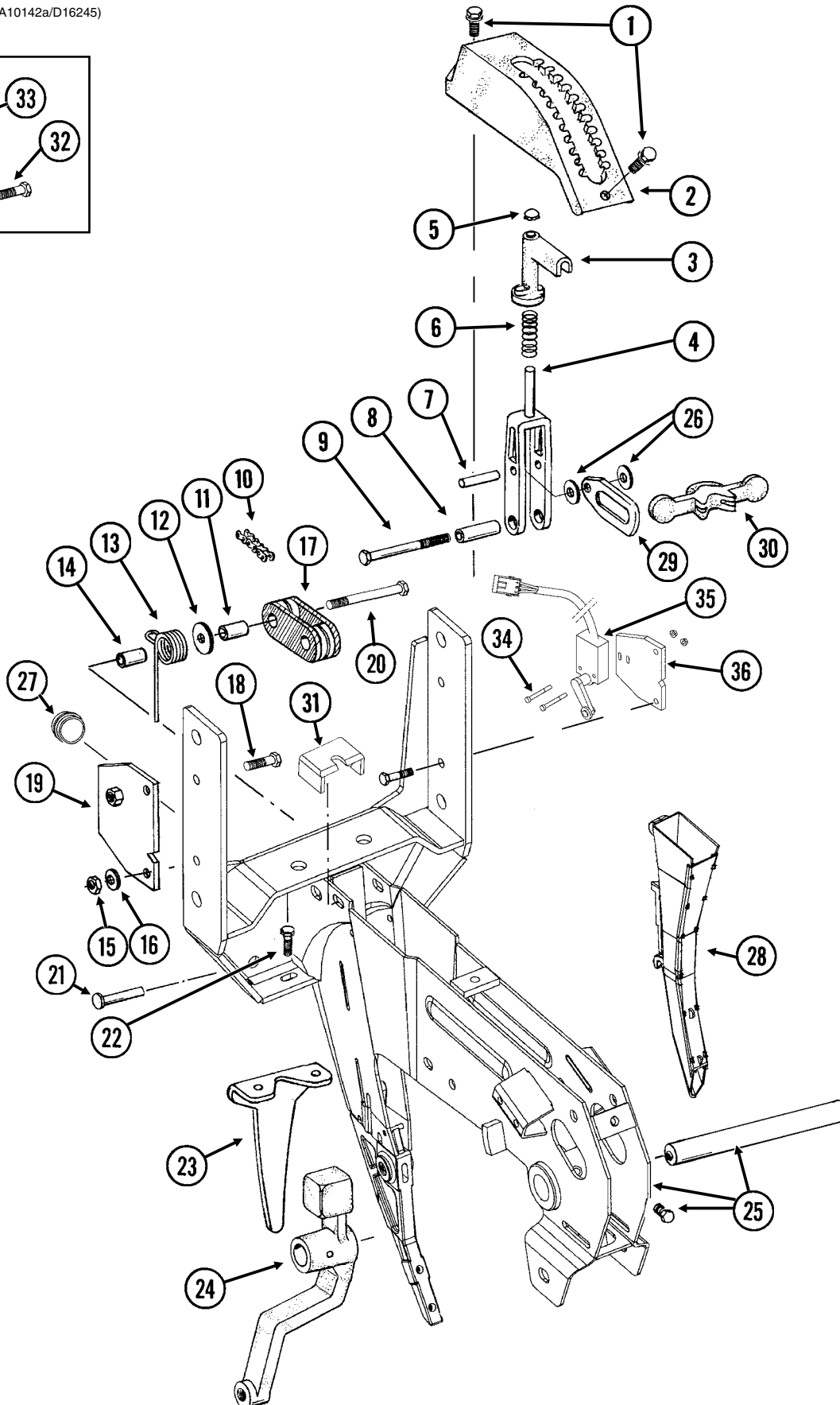
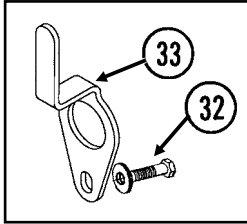
Liquid Fertilizer Piston Pump Mount and Ground Drive Wheel P146
Liquid Fertilizer Flow Divider Mount and Hoses..... P148
Liquid Fertilizer Piston Pump (Uses 18 Tooth Sprocket) P150
Liquid Fertilizer Piston Pump Flow Divider P152
Rear Trailer Hitch P153

MISCELLANEOUS

Decals, Paint, and Miscellaneous P154
Numerical Index..... P159

SHANK ASSEMBLY, SEED TUBE, AND DEPTH ADJUSTMENT

(D17014/RU166a/A10142a/D16245)



SHANK ASSEMBLY, SEED TUBE, AND DEPTH ADJUSTMENT

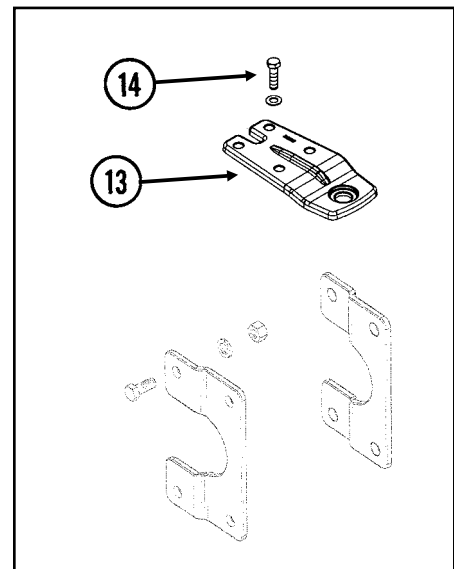
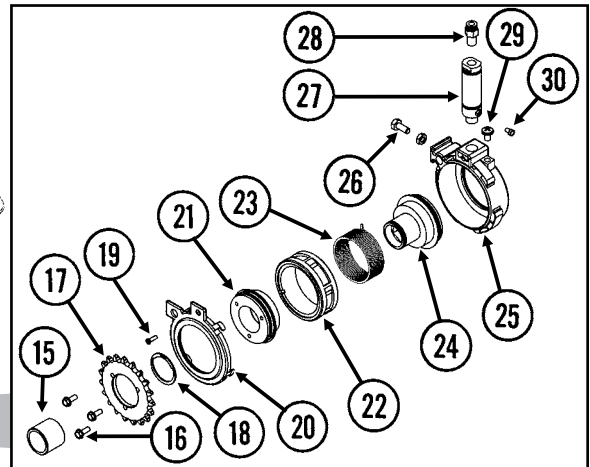
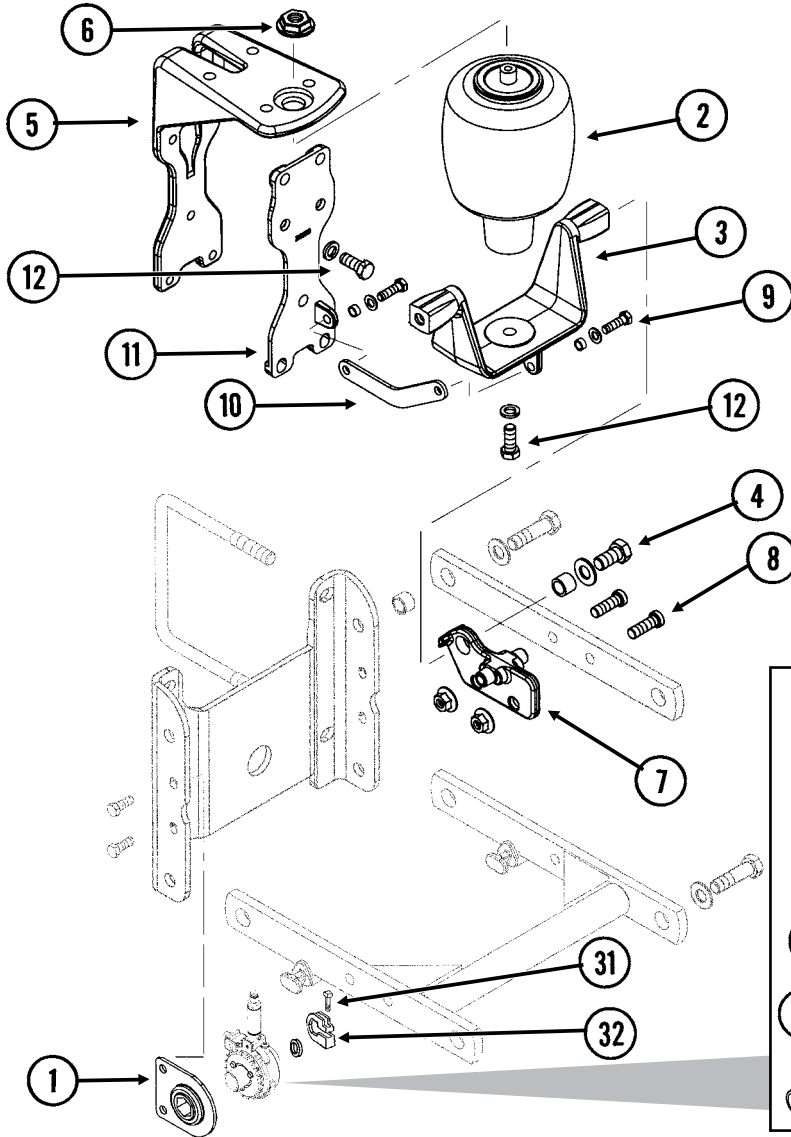
ITEM	PART NO.	QTY. (Per Row)	DESCRIPTION
1	G11015	2	Hex Washer Head Cap Screw, 3/8"-16 x 1 1/4"
2	GB0274	1	Cover, Depth Adjustment
3	GB0266	1	Handle, Depth Adjustment
4	GB0267	1	Lever, Depth Adjustment
5	GD3612	1	Cap Plug
6	GD10993	1	Spring
7	GD13361	1	Pin, 3/8" x 1 2/3"
8	GD11259	1	Sleeve, 3/8" I.D. x 5/8" O.D. x 1 25/32" Long
9	G11008	1	Hex Head Cap Screw, 3/8"-24 x 2 1/2", Grade 8
	G11007	1	Lock Nut, 3/8"-24, Grade C
10	G3303-108	1	Chain, No. 41, 108 Pitch Including Connector Link (EdgeVac)
	G3303-98	1	Chain, No. 41, 98 Pitch Including Connector Link (Mechanical)
	G3303-16	1	Chain, No. 41, 16 Pitch Including Connector Link (Used W/Row Unit Extension Brackets)
	GR0196	1	Connector Link, No. 41
11	GD1026	1	Sleeve, 1 3/16" Long
12	G10201	1	Special Washer, 3/8" x 1 1/2" O.D.
13	GD1065	1	Idler Spring
14	GD7318	1	Sleeve, 1" Long
15	G10108	1	Lock Nut, 3/8"-16
16	G10210	1	Washer, 3/8" USS
17	GD11962	1	Idler
18	G10003	3	Hex Head Cap Screw, 3/8"-16 x 1 1/2"
	G10108	3	Lock Nut, 3/8"-16
19	GD10867	2	Stop
20	G10326	1	Hex Head Cap Screw, 3/8"-16 x 3 3/4"
21	G10551	1	Clevis Pin, 1/4" x 2 1/2"
	G10669	1	Hair Pin Clip, No. 22
22	G10312	2	Carriage Bolt, 5/16"-18 x 3/4"
	G10620	2	Serrated Flange Nut, 5/16"-18
23	GD1033	1	Shield
24	---	-	See "Gauge Wheels", Pages P16 And P17
25	GA10157	1	Shank W/Gauge Wheel Pivot Spindle And Set Screw
	GD11001	-	Spindle
	G10438	-	Hex Head Cap Screw, 1/2"-13 x 3/4"
26	G10207	2	Washer, 7/8" O.D. x 1 13/32" I.D. x .134" (If Applicable)
27	GD11845	1	Dust Cap
28	---	-	See "Planter Monitor Module (PMM)", Pages P138 And P139
29	GB0285	1	Collar, Depth Adjustment
30	GB0265	1	Pivot Link, Depth Adjustment
31	GD16245	-	Sun Shade (Rubber)
32	G10047	1	Hex Head Cap Screw, 3/8"-16 x 1 3/4"
	G10203	2-3	Washer, 3/8" SAE
	G10108	1	Lock Nut, 3/8"-16
33	GD17014	1	Hose Guide (EdgeVac®)
34	G11298	2	Hex Slotted Head Cap Screw, #10-32 x 1"
	G11284	2	Serrated Flange Nut, #10-32
35	GA13580	1	Limit Switch W/Cable
36	GD19317	1	Implement Switch Bracket
A	GA13593	-	Implement Switch Assembly, (Items 34-36)

PARALLEL ARMS, MOUNTING SUPPORT PLATE, AND PNEUMATIC DOWN PRESSURE PACKAGE

(RU157d/RU157c/A12405)

Pull Row Unit Shown

NOTE: Items that are not referenced on this page may be referenced on page P13.

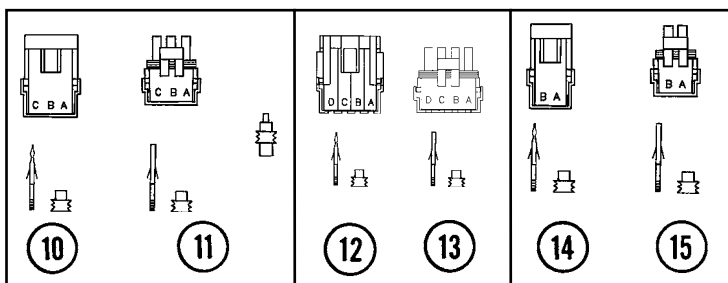
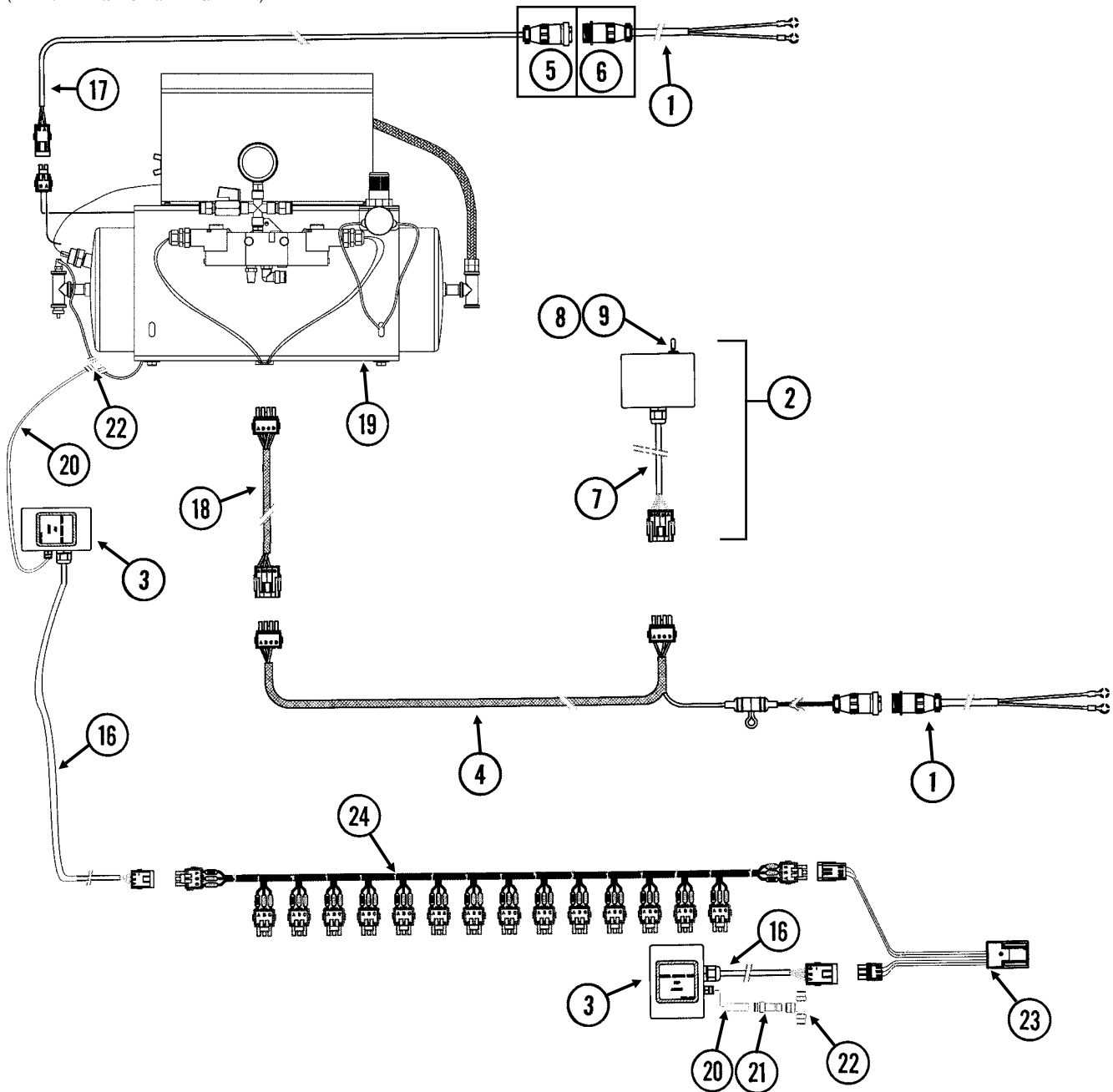


PARALLEL ARMS, MOUNTING SUPPORT PLATE, AND PNEUMATIC DOWN PRESSURE PACKAGE

ITEM	PART NO.	QTY. (Per Row)	DESCRIPTION
1	GA2180	1	Hanger Bearing, 7/8" Hex Bore
2	GA11982	1	Air Spring Assembly
3	GB0394	1	Saddle
4	G11018	2	Hex Head Cap Screw, 5/8"-18 x 1 1/4"
	GD7805	2	Special Washer, 5/8", Hardened
	GD3180-30	2	Sleeve, 7/8" O.D. x 5/8" I.D. x 2 1/32"
5	GB0396	1	Head Mount
6	GB0397	1	Shoulder Nut, 3/4"-16
7	GB0395	2	Bracket
8	G11220	4	Hex Socket Cap Screw, 1/2"-13 x 1 1/2"
	G10071	4	Serrated Flange Nut, 1/2"-13
9.	G10004	2	Hex Head Cap Screw, 3/8"-16 x 1 1/4"
	G10203	2	Washer, 3/8" SAE
	GD11963-04	2	Spacer, 1/4"
	G10108	2	Lock Nut, 3/8"-16
10	GD17794	1	Link
11	GB0393	1	Plate
12	G10037	7	Hex Head Cap Screw, 1/2"-13 x 1 1/4"
	G10206	2	Washer, 1/2" SAE (Lower Two Holes Only)
	G10228	7	Lock Washer, 1/2"
13	GB0398	1	Extension
14	G10016	4	Hex Head Cap Screw, 1/2"-13 x 2"
	G10206	4	Washer, 1/2" SAE
	G10111	4	Lock Nut, 1/2"-13
15	GD18891	1	Spacer, 1 1/4" O.D. x 1"
16	G10020	1	Hex Head Cap Screw, 1/4"-20 x 5/8"
17	GR1812	1	Sprocket, 19 Tooth
18	G11295	1	Retaining Ring
19	G11243	1	Slotted Flat Head Machine Screw, No. 8-32 x 1/2", Stainless Steel
20	GR1894	1	Air Housing Cover
21	GR1815	1	Sprocket Hub
22	GR1818	1	Ratchet Gear
23	GR1813	1	Clutch Spring
24	GR1830	1	Hex Bushing
25	GR1895	1	Air Clutch Housing
26	G10023	3	Hex Head Cap Screw, 1/4"-20 x 3/4"
	G10103	3	Hex Nut, 1/4"-20
27	GR1896	1	Air Cylinder
28	GR1819	1	Push Connect, 1/8" NPT Male x 1/4"
29	G11296	1	Pan Head Machine Screw, 1/4"-20 x 3/4" x 3/4"
30	GR1898	1	Filter
31	G10130	-	Square Head Machine Bolt, 5/16"-18 x 1 3/4"
	G10923	-	Flange Nut, 5/16"-18, No Serration
32	GD11045	-	Lock Clamp
A	G6325X	-	U-Bolt Package For 5" x 7" Toolbar, Includes: (2) GD1113, (4) G10230, (4) G10104
B	GA12405	-	Air Clutch Assembly, (Items 32-48)
C	G1K465	-	Pull Row Unit Assist Springs Package, Includes: (2) G10438, (2) G10216 And (2) GD8249

PNEUMATIC DOWN PRESSURE CONTROL CONSOLE, SENDING UNIT, AND HARNESSES

(PNE42/MTR27a/ELC27b/MTR45/MTR27t)

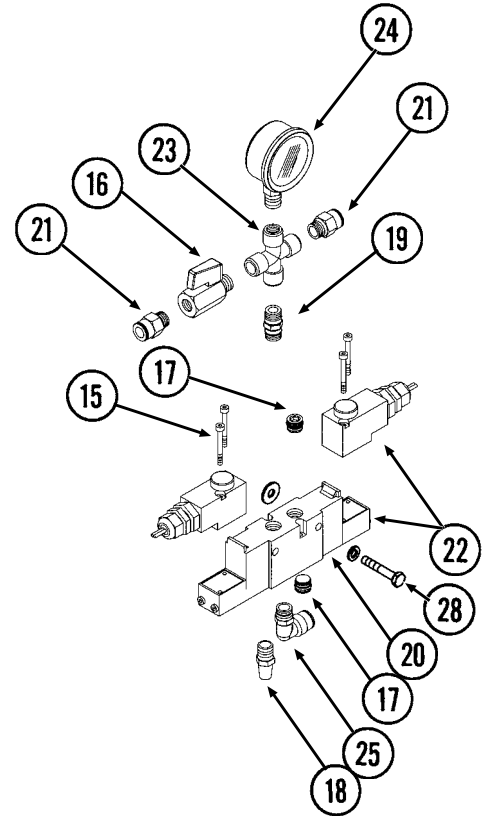
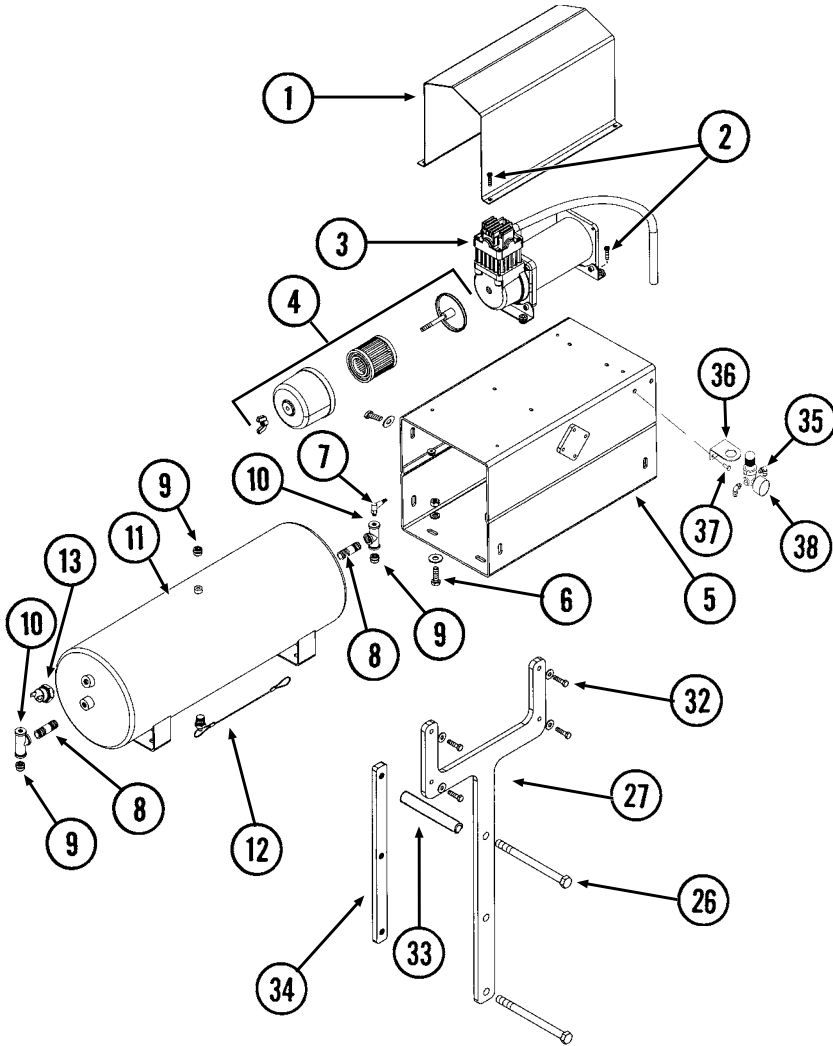


PNEUMATIC DOWN PRESSURE CONTROL CONSOLE, SENDING UNIT, AND HARNESSSES

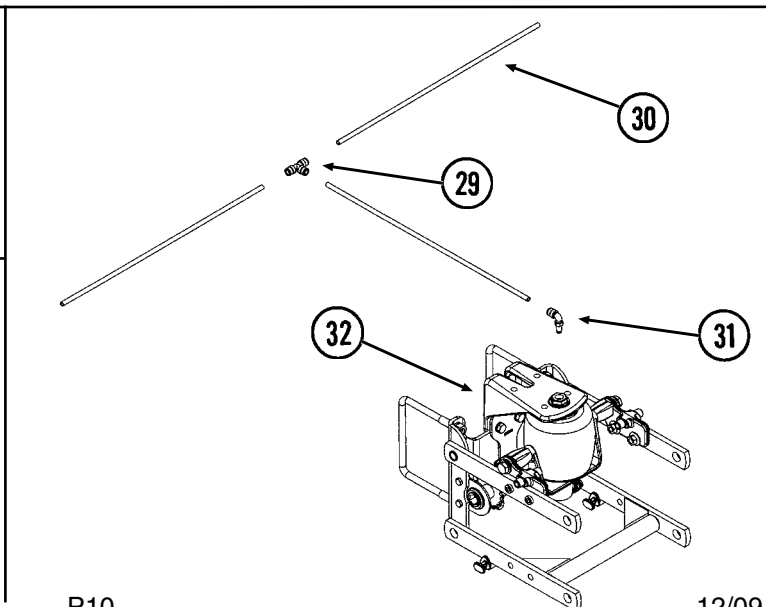
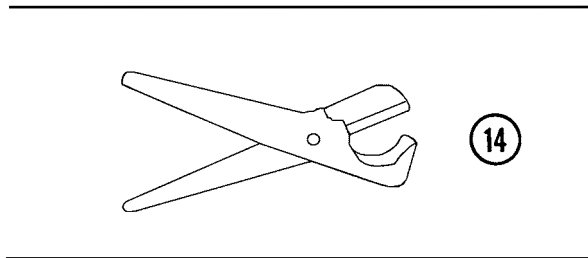
ITEM	PART NO.	QTY.	DESCRIPTION
1	GA7856	2	Power Lead Adapter
2	GA12813	1	Control Box Assembly
3	GA12815	1	Sending Unit
4	GA13944	1	Wiring Harness W/Fuse Holder And Fuse, 206"
	GD14258	-	Fuse Holder
	GD14660	-	Fuse, 2 Amp Delay Action
5	G1K268	-	Console Cable Connector Kit, Includes: (1) 3-Pin Connector, (1) Cable Clamp, (1) Lock Ring, (3) Female Terminal Pins
6	G1K267	-	Console Cable Connector Kit, Includes: (1) 3-Pin Connector, (1) Cable Clamp, (3) Male Terminal Pins
7	GA9964	1	Strain Relief
8	GR1363	1	Hex Face Nut, 1 ⁵ / ₃₂ "-32
	GR1364	1	Internal Tooth Lock Washer, 1 ⁵ / ₃₂ "
9	GA6978	1	Switch, 3 Position Toggle, Momentary On-Off-Momentary On
10	G1K248	-	3-Pin Female Connector Kit (Black), Includes: (3) 3-Pin Female Housings, (9) Pin Contacts, (9) Seals
11	G1K252	-	3-Pin Male Connector Kit (Black), Includes: (3) 3-Pin Male Housings, (9) Socket Contacts, (9) Seals
12	GA8328	-	4-Pin Female Connector Kit, Includes: (1) 4-Pin Female Housing, (4) Pin Contacts, (4) Seals
13	GA8329	-	4-Pin Male Connector Kit, Includes: (1) 4-Pin Male Housing, (4) Socket Contacts, (4) Seals
14	G1K321	-	2-Pin Female Connector Kit (Black), Includes: (3) 2-Pin Female Housings, (6) Pin Contacts, (6) Seals
15	G1K320	-	2-Pin Male Connector Kit (Black), Includes: (3) 2-Pin Male Housings, (6) Socket Contacts, (6) Seals
16	GA9964	2	Strain Relief
17	GA12684	1	Wiring Harness W/Fuse Holder And Fuse, 60'
	GD14258	-	Fuse Holder
	GD18275	-	Fuse, 20 Amp
18	GA12858	1	Wiring Harness, 60'
19	---	-	<u>See "Pneumatic Down Pressure Air Compressor, Dual Solenoid Assembly, Tubing And Fittings", Pages P10 And P11</u>
20	GD17151-06	1	Nylon Tubing, 1/4" O.D. x 1 1/2'
21	GD18796	1	Reducer, 3/8" To 1/4"
22	GD18010	1	Tee, 3/8" Tube Union
23	GA12812	1	Hall Effect Adapter
24	---	-	<u>See "KINZE Vision Display", Pages P134 And P135</u>

AIR COMPRESSOR, DUAL SOLENOID ASSEMBLY, TUBING, AND FITTINGS

(PNE06b/PNE02/PNE05/A13169/PNE09/PNE08)



NOTE: Items 15-25 are only applicable with pneumatic down pressure option.

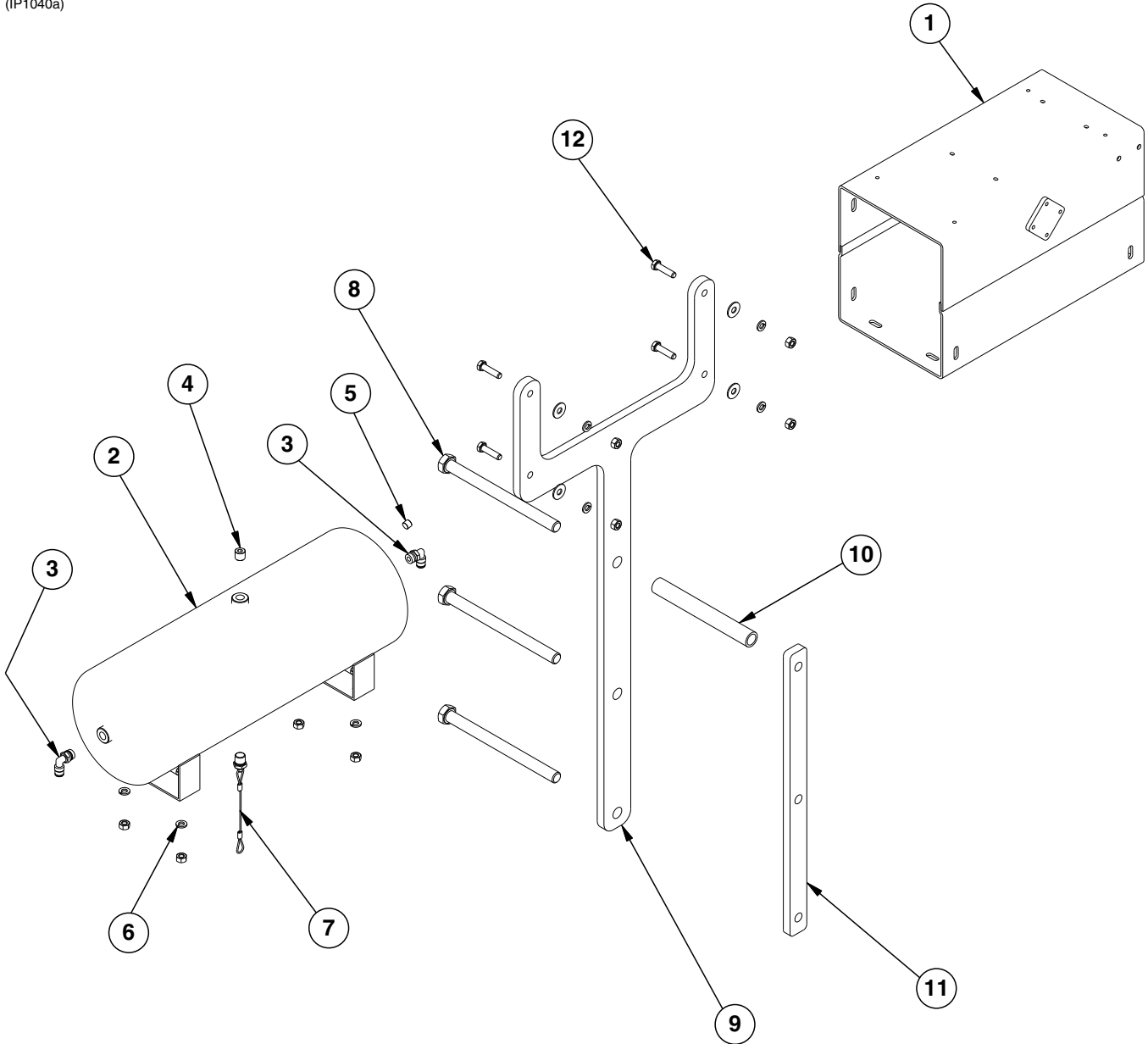


AIR COMPRESSOR, DUAL SOLENOID ASSEMBLY, TUBING, AND FITTINGS

ITEM	PART NO.	QTY.	DESCRIPTION
1	GD18112	1	Cover
2	G11066	8	Phillips Pan Head Machine Screw, No. 10-24 x 3/4", Stainless Steel
	G10992	8	Serrated Flange Nut, No. 10-24
3	GA12102	1	Air Compressor
4	GA12404	1	Filter Assembly
	GR1809	-	Filter
5	GA12358	1	Compressor Mount
6	G10019	8	Hex Head Cap Screw, 5/16"-18 x 1"
	G10219	8	Washer, 5/16" USS
	G10232	8	Lock Washer, 5/16"
	G10106	8	Hex Nut, 5/16"-18
7	GA13512	1	Valve Stem, 1/4" NPT
8	GD19238	2	Nipple, 1/4" NPT
9	GD17156	3	Plug, 1/4" NPT
10	GD19237	2	Tee, 1/4" NPT
11	GA11988	1	Tank, 3 Gallon
12	GA11991	1	Drain, 1/4" NPT
13	GR1778	1	Pressure Switch
14	GA13169	1	Tube Cutter W/Blade
	GR1843	-	Blade
15	G11247	4	Slotted Pan Head Machine Screw, M4-0.7 x 8
16	GA11992	1	Shutoff Valve, 1/4" NPT
17	GD17156	2	Plug, 1/4" NPT
18	GA11997	1	Breather, 1/4" NPT
19	GD17154	1	Connector, 1/4" Male
20	GA11993	1	Block
21	GD17141	3	Connector, 1/4" Male
22	GA11994	2	Solenoid
23	GD18078	1	Female Cross, 1/4" NPT
24	GA12104	1	Pressure Gauge, 1/4" NPT
25	GD17143	1	Swivel Elbow, 1/4" NPT x 3/8"
26	G10341	3	Hex Head Cap Screw, 5/8"-11 x 8"
27	GD18173	2	Bracket
28	G10040	2	Hex Head Cap Screw, 1/4"-20 x 1 3/4"
	G10227	2	Lock Washer, 1/4"
	G10209	2	Washer, 1/4" USS
29	GD18010	-	Tee, 3/8" Tube Union, Pull Row Unit (Pneumatic Down Pressure)
	GD18015	-	Tee, 1/4" Press On, Pull Row Unit (Air Clutch)
30	GD17150-05	-	Nylon Tubing, 3/8" O.D. x 112' (Pneumatic Down Pressure)
	GD17151-01	-	Nylon Tubing, 1/4" O.D. x 52' (Air Clutch)
31	GD18011	-	Elbow, 3/8" x 1/8" NPT Extended
32	G10171	4	Hex Head Cap Screw, 5/16"-18 x 1 1/4"
	G10219	4	Washer, 5/16" USS
	G10232	4	Lock Washer, 5/16"
	G10106	4	Hex Nut, 5/16"-18
33	GD3180-33	1	Sleeve, 7"
34	GD18901	1	Tap Block, Long
35	GD19080	2	Elbow, 1/4" x 1/8" NPT Swivel
36	GD18084	1	Regulator Bracket
37	G10023	2	Hex Head Cap Screw, 1/4"-20 x 3/4"
	G10227	2	Lock Washer, 1/4"
	G10103	2	Hex Nut, 1/4"-20
A	GA12626	-	Air Compressor Assembly (Items 1-14)
B	GA11995	-	Dual Solenoid Assembly (Items 15-25)

ACCUMULATOR ASSEMBLY

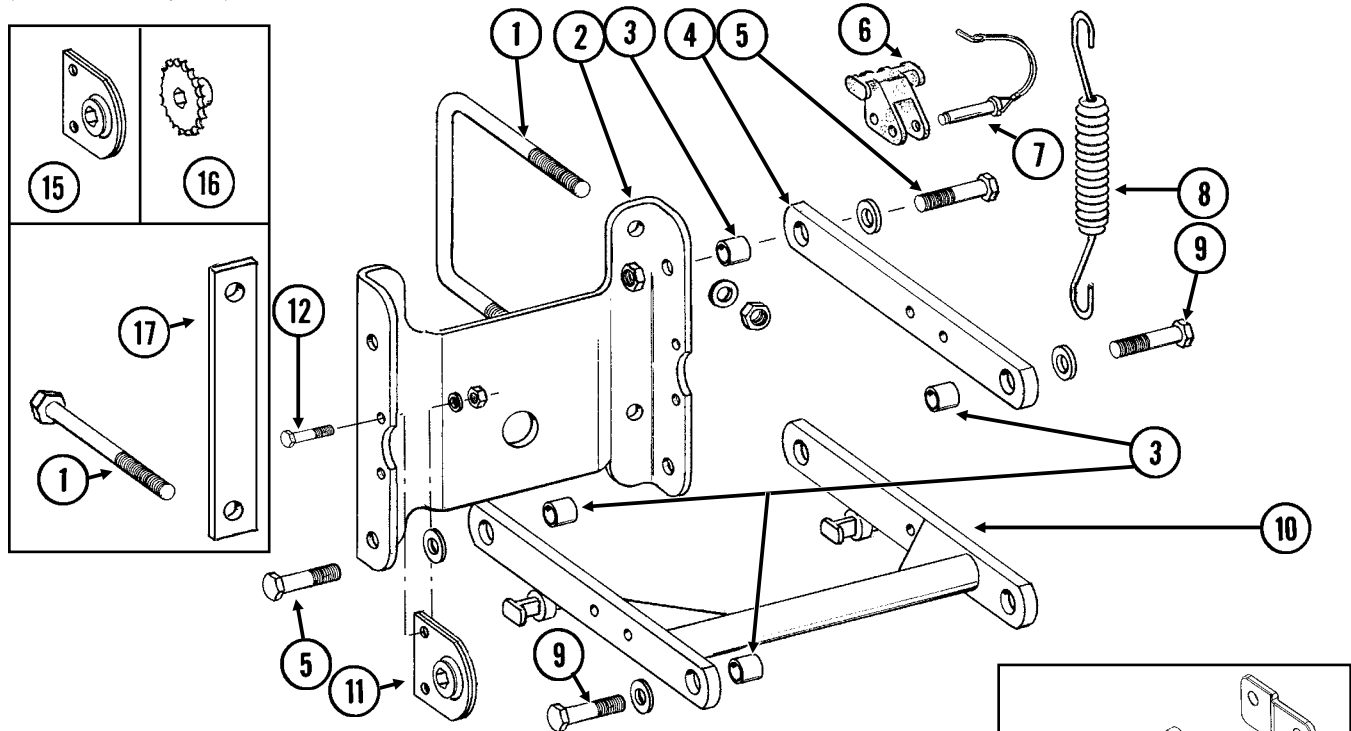
(IP1040a)



ITEM	PART NO.	QTY.	DESCRIPTION
1	GA12358	1	Compressor Mount
2	GA11988	1	Tank, 3 Gallon
3	GD17148	2	Male Connector, 1/4"
4	GD17156	1	Plug, 1/4" NPT
5	GD19079	1	Plug, 1/8" NPT
6	G10620	4	Serrated Flange Nut, 5/16"-18
	G10043	4	Hex Head Cap Screw, 5/16"-18 x 3/4"
7	GA11991	1	Drain, 1/4" NPT
8	G10341	3	Hex Head Cap Screw, 5/8"-11 x 8"
9	GD18173	1	Bracket
10	GD3180-33	1	Sleeve, 7"
11	GD18901	1	Tap Block, Long
12	G10171	4	Hex Head Cap Screw, 5/16"-18 x 1 1/4"
	G10232	4	Lock Washer, 5/16"
	G10219	4	Washer, 5/16" USS
	G10106	4	Hex Nut, 5/16"-18

PARALLEL ARMS, MOUNTING SUPPORT PLATE, AND QUICK ADJUSTABLE DOWN FORCE SPRINGS

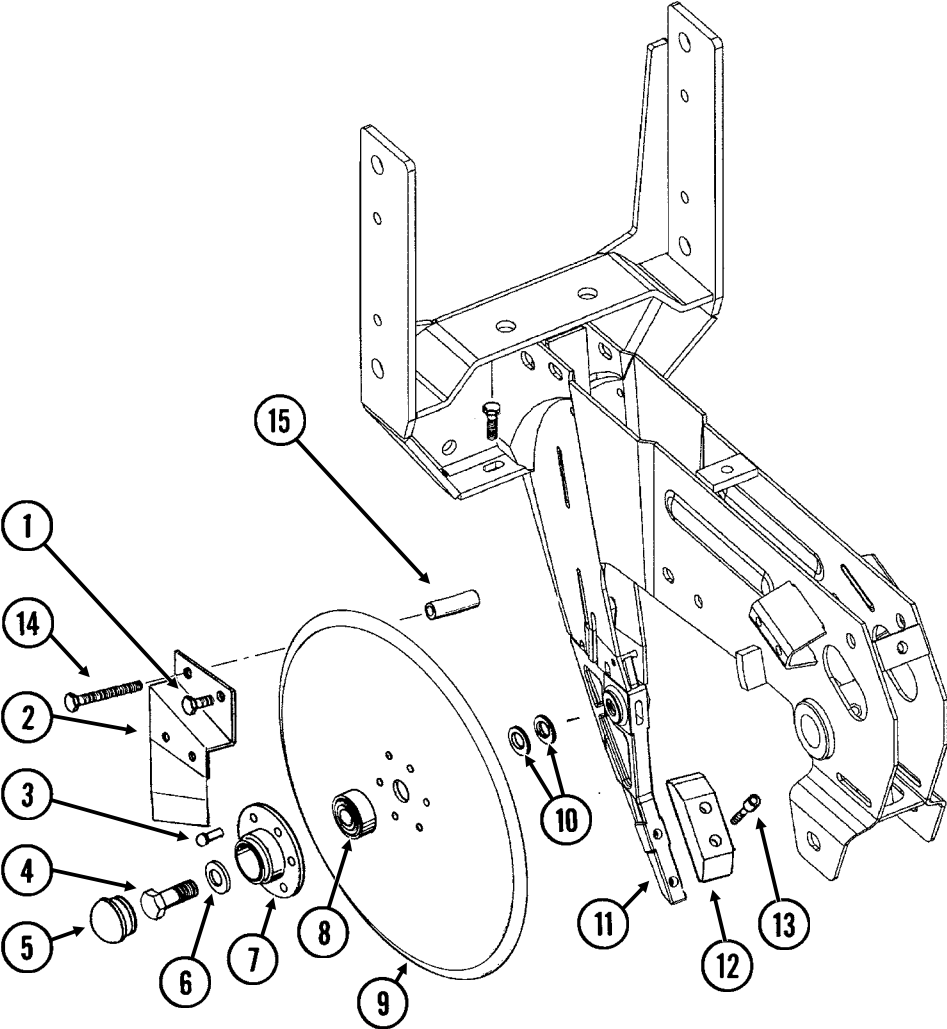
(RU147/RU148a/RU78j/B0366)



ITEM	PART NO.	QTY. (Per Row)	DESCRIPTION
1	GD1114	2	U-Bolt, 7" x 7" x 5/8"-11
	G10152	-	Hex Head Cap Screw, 5/8"-11 x 9"
	G10217	-	Washer, 5/8" USS
	G10230	4	Lock Washer, 5/8"
	G10104	4	Hex Nut, 5/8"-11
2	GD10036	1	Mounting Support Plate
3	GB0218	4	Bushing, 2 1/32" I.D. x 7/8" O.D. x 1 9/32" Long
4	GD11422	2	Upper Parallel Arm
5	G10732	4	Hex Head Cap Screw, 5/8"-18 x 2"
	GD7805	4	Special Washer, 5/8", Hardened
	G10412	4	Lock Nut, 5/8"-18
6	GB0186	2	Spring Anchor
7	GD14217	2	Tab Lock Pin, 7/16" x 1 1/2"
8	GD8249	2-4	Spring
9	---	-	See "Hopper Support And Meter Drive", Page P21
10	GA5651	1	Lower Parallel Arm
11	GA2180	1	Hanger Bearing, 7/8" Hex Bore
12	G10001	2	Hex Head Cap Screw, 3/8"-16 x 1"
	G10229	2	Lock Washer, 3/8"
	G10101	2	Hex Nut, 3/8"-16
13	G10007	4	Hex Head Cap Screw, 5/8"-11 x 1 1/2"
	G10230	4	Lock Washer, 5/8"
	G10104	4	Hex Nut, 5/8"-11
14	GB0366	2	Extension Bracket
15	GA2180	-	Hanger Bearing, 7/8" Hex Bore
16	GA11255	-	Sprocket, 19 Tooth
17	GD1908	-	Mounting Bracket
A	G6326X	-	U-Bolt Package For 7" x 7" Toolbar, Includes: (2) GD1114, (4) G10230, (4) G10104

15" SEED OPENER DISC BLADE / BEARING ASSEMBLY AND SCRAPERS

(RU139)

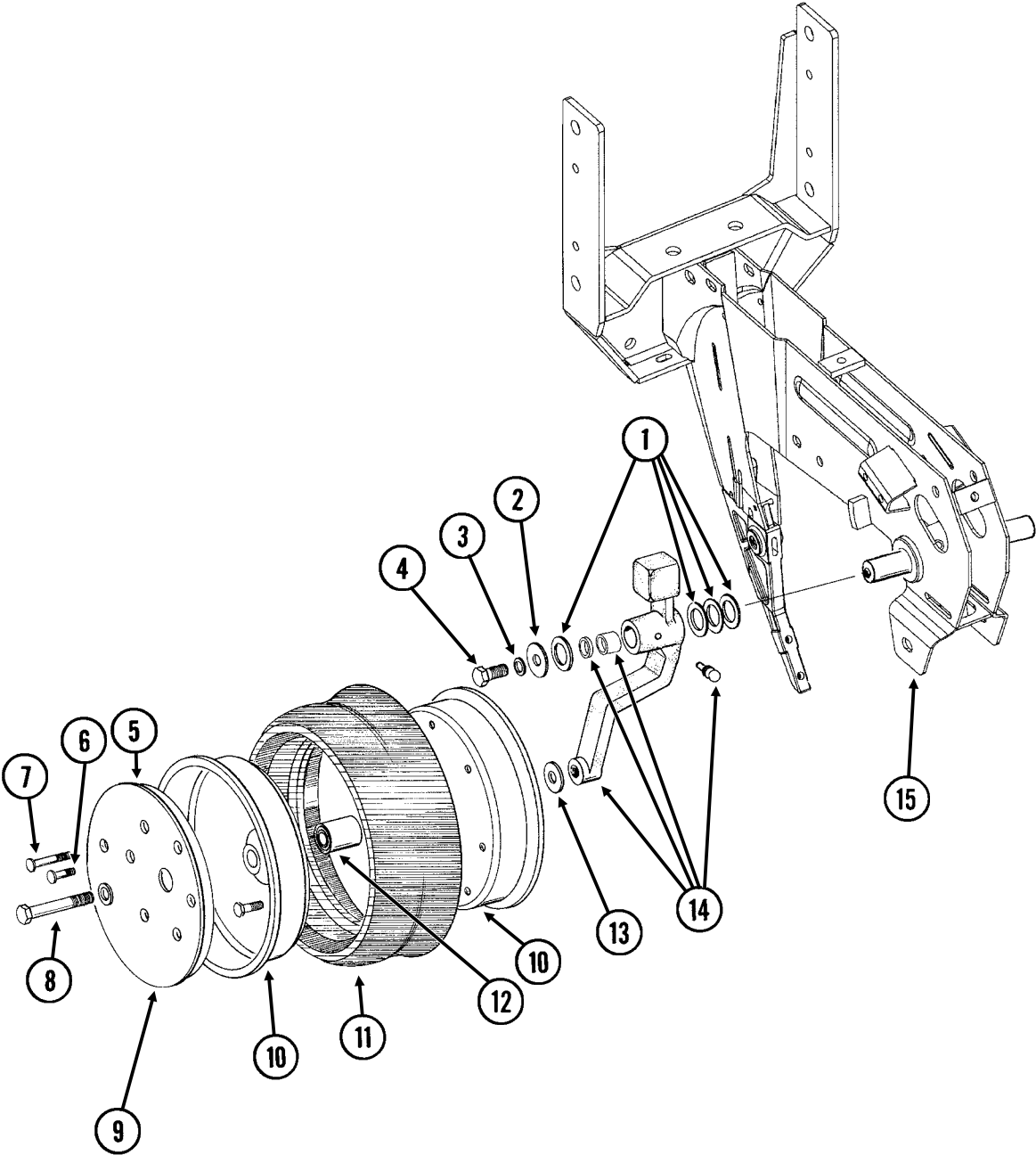


15" SEED OPENER DISC BLADE / BEARING ASSEMBLY AND SCRAPERS

ITEM	PART NO.	QTY. (Per Row)	DESCRIPTION
1	G10328	2	Hex Head Cap Screw, 3/8"-16 x 5/8 "
	G10622	2	Serrated Flange Nut, 3/8"-16
2	GA2012R	1	Disc Scraper, R.H.
	GA2012L	-	Disc Scraper, L.H. (Shown)
3	G10427	12	Rivet, 1/4" x 1/2"
4	GD11017	1	Special Hex Head Cap Screw, 5/8"-11 x 1 1/2", L.H. Threads
	G10007	1	Hex Head Cap Screw, 5/8"-11 x 1 1/2"
5	GD11845	2	Dust Cap
6	G10204	2	Special Machine Bushing, 5/8" x 1" O.D.
7	GD10473	2	Bearing Housing
8	GA2014	2	Bearing
9	GD11306	2	Disc Blade, 3.5 mm x 15"
10	G10213	-	Machine Bushing, 5/8" (.030" Thick)(As Required)
11	---	-	<u>See "Shank Assembly", Pages P4 And P5</u>
12	GB0301	1	Seed Tube Guard/Inner Scraper
13	G10912	2	Hex Socket Head Cap Screw, 5/16"-18 x 1", Grade 8
14	G10325	1	Hex Head Cap Screw, 3/8"-16 x 2 3/4"
	G10622	1	Serrated Flange Nut, 3/8"-16
15	GD11259	1	Sleeve, 3/8" I.D. x 5/8" O.D. x 1 25/32" Long
A	GA8324	-	Disc Blade / Bearing Assembly, Less Dust Cap (Items 3 And 7-9)

GAUGE WHEELS

(RU140)

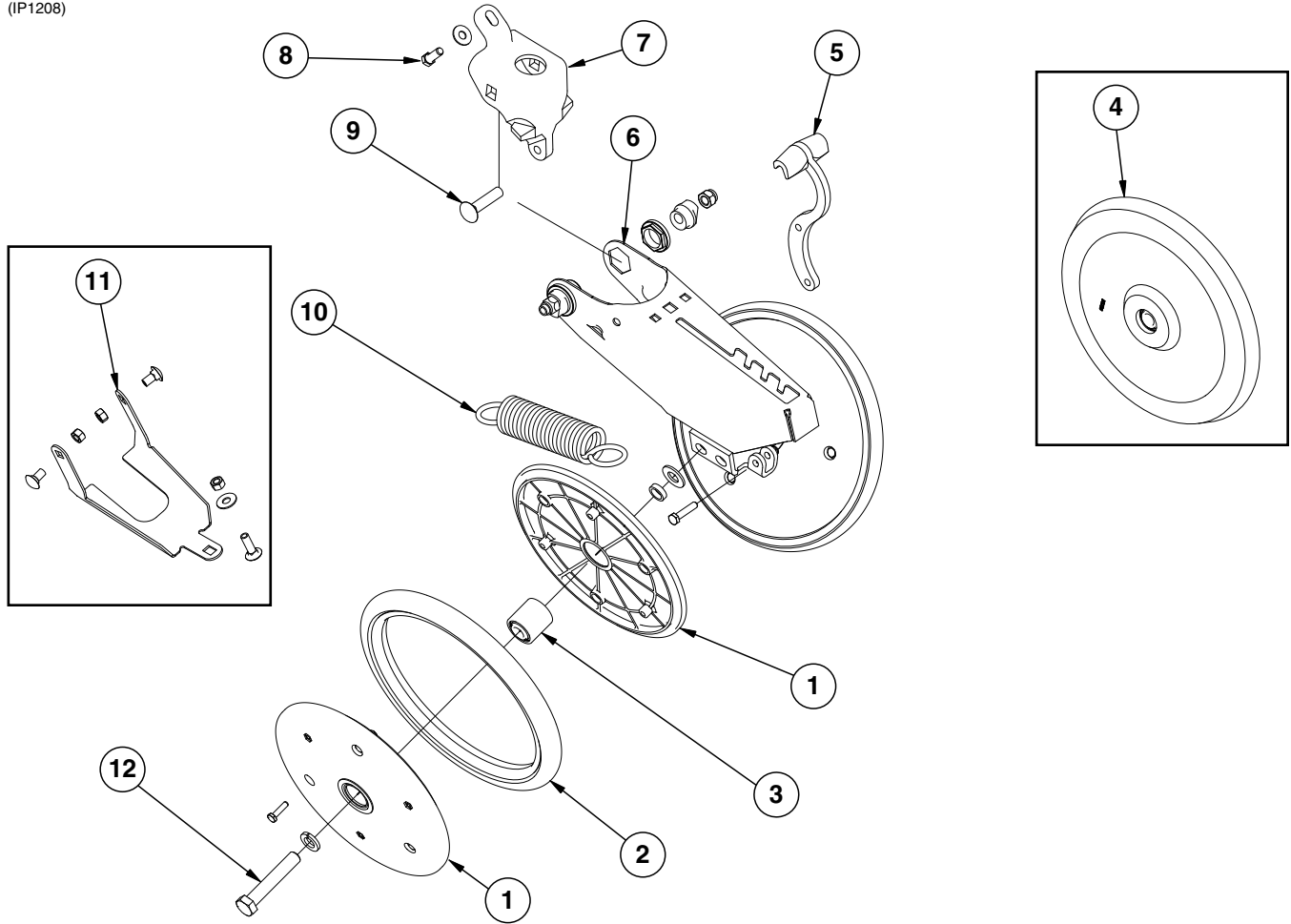


GAUGE WHEELS

ITEM	PART NO.	QTY. (Per Row)	DESCRIPTION
1	G10940	-	Machine Bushing, 1" (.048" Thick)
2	G10216	2	Washer, 1/2" USS
3	G10228	2	Lock Washer, 1/2"
4	G10014	1	Hex Head Cap Screw, 1/2"-13 x 1"
5	GD11453	2	Cover
6	G10338	12	Carriage Bolt, 5/16"-18 x 1 1/4"
	G10620	12	Serrated Flange Nut, 5/16"-18
7	G10924	8	Carriage Bolt, 5/16"-18 x 1 3/4"
	G10620	8	Serrated Flange Nut, 5/16"-18
8	G10010	2	Hex Head Cap Screw, 5/8"-11 x 3"
	G10230	2	Lock Washer, 5/8"
9	G10018	14	Hex Head Cap Screw, 5/16"-18 x 5/8"
	G10109	14	Lock Nut, 5/16"-18, Grade 8
10	GD11423	4	Half Wheel
11	GD1086	2	Tire
12	GA6171	2	Bearing
13	G10204	2	Special Machine Bushing, 5/8" x 1" O.D.
14	GA7975	1	Wheel Arm W/Grease Fitting, Bushings And Seals, L.H. (Shown)
	GA7976	1	Wheel Arm W/Grease Fitting, Bushings And Seals, R.H.
	G10640	1	Grease Fitting, 1/4"-28 (Per Arm)
	GB0276	2	Bushing, 1" I.D. x 1 1/4" O.D. x 1" Long (Per Arm)
	GD10991	2	Seal (Per Arm)
15	---	-	<u>See "Shank Assembly", Pages P4 And P5</u>
A	GA7949	-	Gauge Wheel Complete (Items 5-7 And 9-12)
B	G1K296	-	Gauge Wheel Arm Bushing And Seal Driver Kit, Includes: (1) Seal Driver, (1) Bushing Driver, (1) Instruction

“V” CLOSING WHEELS

(IP1208)

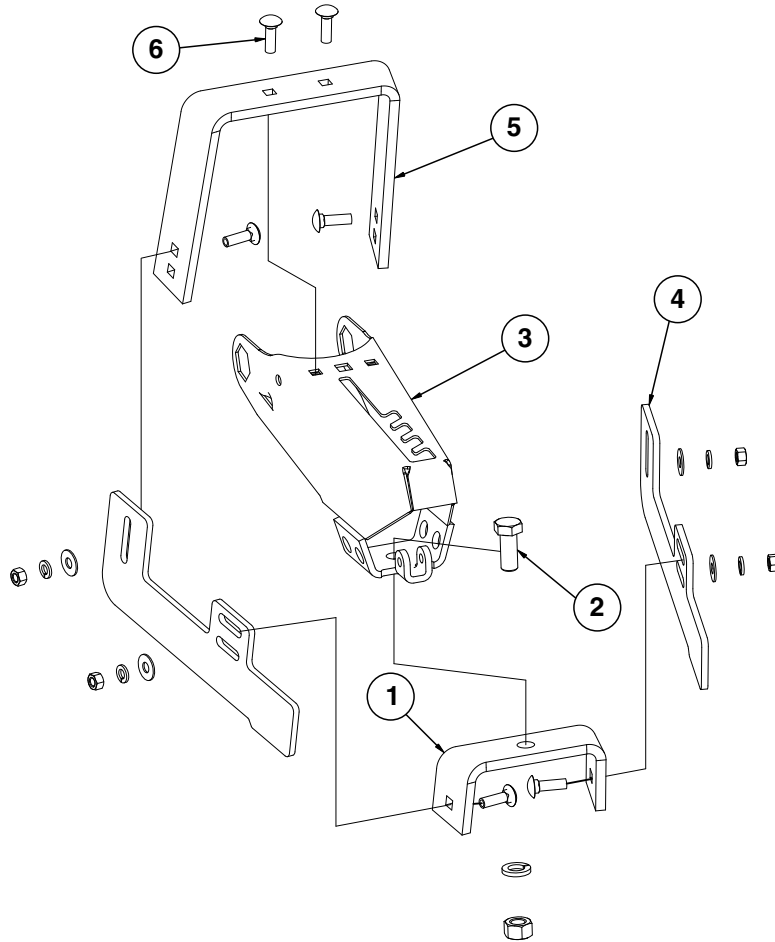


“V” CLOSING WHEELS

ITEM	PART NO.	QTY. (Per Row)	DESCRIPTION
1	GD9120	4	Nylon Half Wheel
	G10064	12	Hex Head Cap Screw, 1/4"-20 x 1"
2	GD1085	2	Rubber Tire, 1" x 12"
3	GA6171	2	Bearing
4	GA6597	1	Cast Iron Closing Wheel W/Bearing
	GA6171	2	Bearing
5	GB0254	1	Lever
	G10133	1	Hex Head Cap Screw, 5/16"-18 x 1 1/2"
	G10109	1	Lock Nut, 5/16"-18, Grade 8
6	GA8322	1	Arm
7	GB0268	1	Wheel Arm Stop
8	G10001	1	Hex Head Cap Screw, 3/8"-16 x 1"
	G10210	2	Washer, 3/8" USS
9	G10801	2	Carriage Bolt, 1/2"-13 x 2 1/4"
	G10315	-	Carriage Bolt, 1/2"-13 x 2 1/2" (Used W/Straight Drop In-Furrow Granular Chemical Bracket)
	GB0282	2	Stepped Bushing
	GB0239	2	Eccentric Bushing
	G10111	2	Lock Nut, 1/2"-13
10	GD8460	1	Spring
11	G1K345	-	Closing Wheel Shield Kit W/Hardware And Instruction
	GD14065	1	Closing Wheel Shield
	G10599	1	Carriage Bolt, 3/8"-16 x 1 1/4"
	G10308	2	Carriage Bolt, 3/8"-16 x 3/4"
	G10101	3	Hex Nut, 3/8"-16
12	G10013	2	Hex Head Cap Screw, 5/8"-11 x 3 1/2"
	GD7805	2	Special Washer, 5/8", Hardened
	GD1109	2	Bushing, 4 1/64" I.D. x 7/8" O.D. x 1/4" Long
	G10230	2	Lock Washer, 5/8"
	G10107	2	Lock Nut, 5/8"-11
A	GA6434	-	Rubber Closing Wheel Complete W/Bearing (Items 1-3)

DRAG CLOSING ATTACHMENT

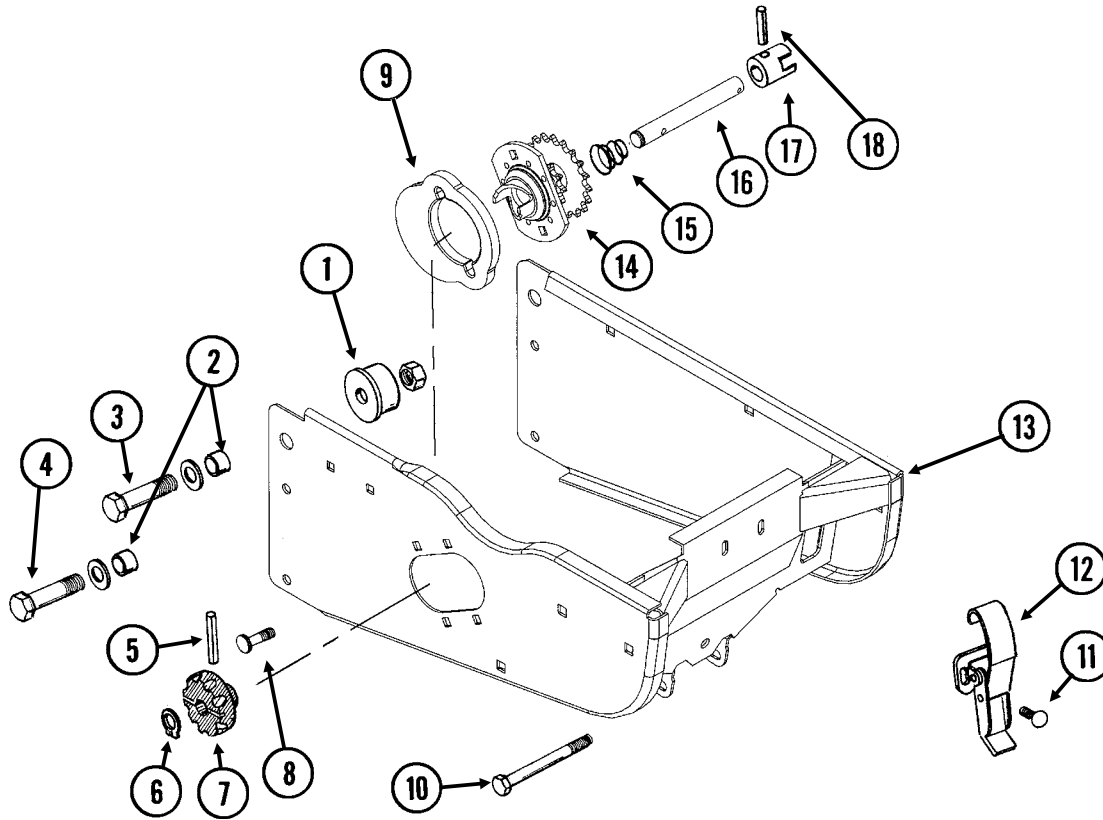
(IP1202)



ITEM	PART NO.	QTY. (Per Row)	DESCRIPTION
1	GD11509	1	Rear Bracket
2	G10007	1	Hex Head Cap Screw, 5/8"-11 x 1 1/2"
	G10230	1	Lock Washer, 5/8"
	G10104	1	Hex Nut, 5/8"-11
3	GA8322	1	Arm
4	GD11313	2	Blade
5	GD11508	1	Front Bracket
6	G10599	6	Carriage Bolt, 3/8"-16 x 1 1/4"
	G10229	6	Lock Washer, 3/8"
	G10210	6	Washer, 3/8" USS
	G10101	6	Hex Nut, 3/8"-16
A	G7566X	-	Drag Closing Attachment Complete (Items 1-6)

HOPPER SUPPORT AND METER DRIVE

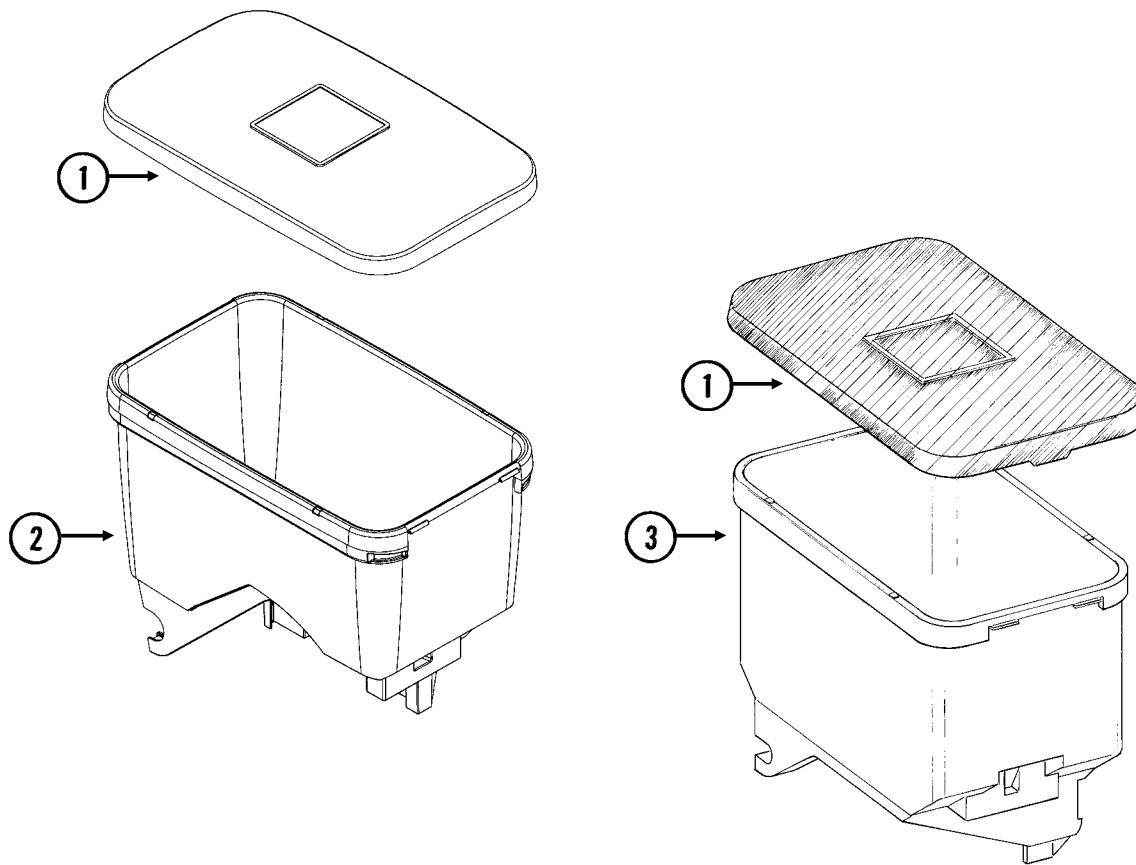
(METR22f)



ITEM	PART NO.	QTY. (Per Row)	DESCRIPTION
1	GB0314	2	Hopper Mount
2	GB0218	4	Bushing, 2 ¹ / ₃₂ " I.D. x 7 ⁸ / ₈ " O.D. x 1 ⁹ / ₃₂ " Long
3	G10752	2	Hex Head Cap Screw, 5 ⁸ / ₈ "-18 x 2 1 ⁴ / ₄ "
	GD7805	2	Special Washer, 5 ⁸ / ₈ ", Hardened
	G10412	2	Lock Nut, 5 ⁸ / ₈ "-18
4	G10751	2	Hex Head Cap Screw, 5 ⁸ / ₈ "-18 x 1 3 ⁴ / ₄ "
	GD7805	2	Special Washer, 5 ⁸ / ₈ ", Hardened
	G10412	2	Lock Nut, 5 ⁸ / ₈ "-18
5	G10602	1	Spring Pin, 1 ⁴ / ₄ " x 1 1 ² / ₂ "
6	G10567	1	External Retaining Ring, 5 ⁸ / ₈ "
7	GD11239	1	Knob
8	G10338	2	Carriage Bolt, 5 ¹⁶ / ₁₆ "-18 x 1 1 ⁴ / ₄ "
	G10620	2	Serrated Flange Nut, 5 ¹⁶ / ₁₆ "-18
9	GB0331	1	Clutch Adapter Plate
10	G10061	1	Hex Head Cap Screw, 3 ⁸ / ₈ "-16 x 3 1 ² / ₂ "
	G10210	2	Washer, 3 ⁸ / ₈ " USS
	G10108	1	Lock Nut, 3 ⁸ / ₈ "-16
11	G10309	2	Carriage Bolt, 1 ⁴ / ₄ "-20 x 5 ⁸ / ₈ ", Grade 5
	G10621	2	Serrated Flange Nut, 1 ⁴ / ₄ "-20
12	GA2007	1	Hopper Hold Down Latch
13	GA10155	1	Hopper Support
14	GA10137	1	Double Sprocket And Bearing, Drive Clutch, 11/19 Tooth
15	GD11413	1	Spring
16	GD15747	1	Shaft
17	GB0278	1	Coupler
18	G10546	1	Spring Pin, 3 ¹⁶ / ₁₆ " x 1 1 ⁴ / ₄ "
A	GA10151	-	Meter Drive Assembly, 11/19 Tooth (Items 5-7 And 14-18)

SEED HOPPER AND LID (Conventional)

(METR12/RU87e)

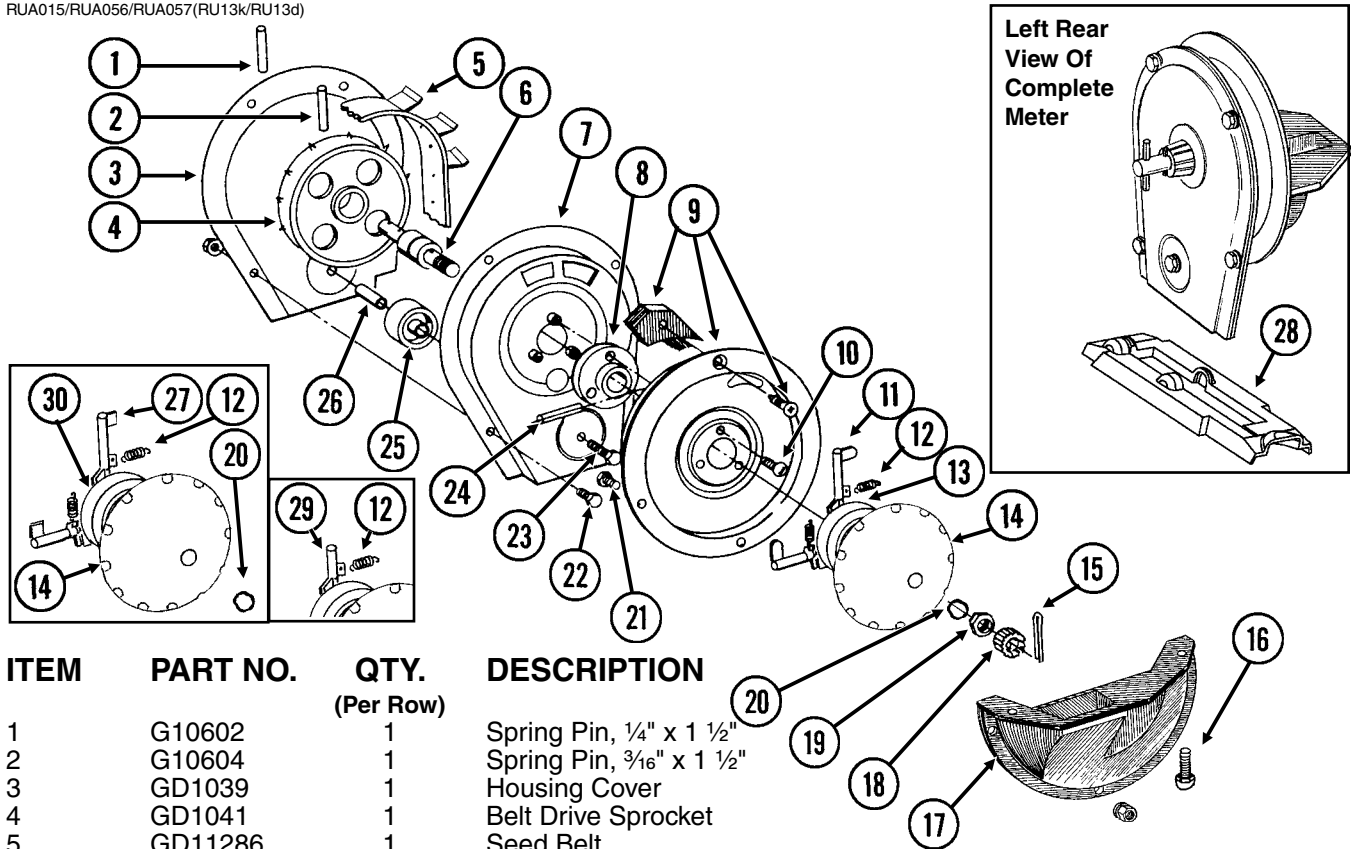


ITEM	PART NO.	QTY.	DESCRIPTION
1	GD11279	1	Lid
2	GA10634	1	Seed Hopper (EdgeVac®)
3	GA9714	1	Seed Hopper, Reinforced (Mechanical)

This page left blank intentionally.

FINGER PICKUP SEED METER

RUA015/RUA056/RUA057(RU13k/RU13d)

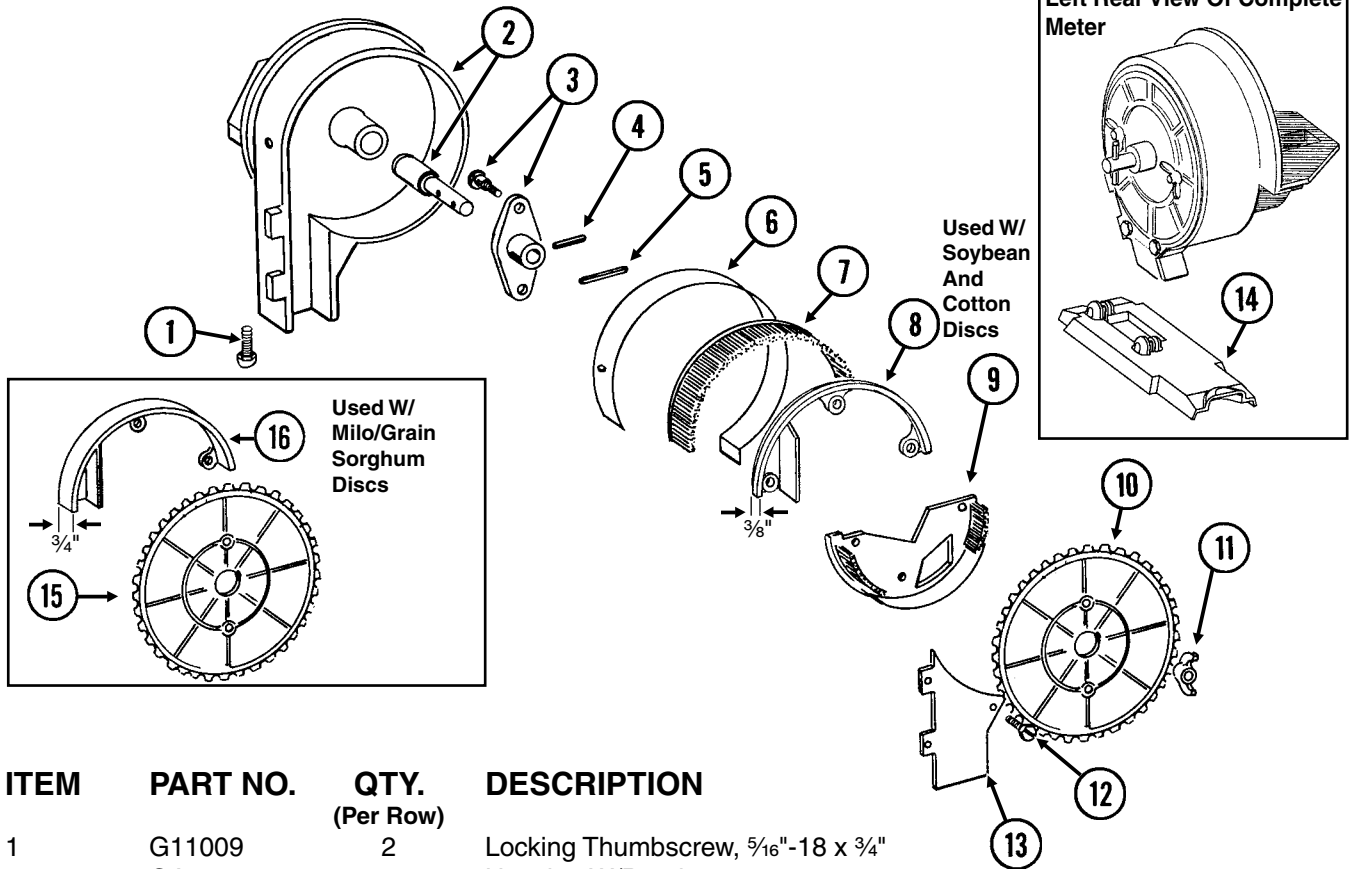


ITEM	PART NO.	QTY. (Per Row)	DESCRIPTION
1	G10602	1	Spring Pin, 1/4" x 1 1/2"
2	G10604	1	Spring Pin, 3/16" x 1 1/2"
3	GD1039	1	Housing Cover
4	GD1041	1	Belt Drive Sprocket
5	GD11286	1	Seed Belt
6	GA2019	1	Bearing
7	GA2018	1	Conveyor Housing
8	GB0110	1	Bearing Housing
9	GR1569	-	Carrier Plate W/Brush And Screw (Corn)
	GR0664	-	Carrier Plate W/Brush And Screw (Sunflower)
	GA2020	-	Brush
	G10690	-	Rolling Thread Screw, No. 10 x 3/4"
10	G10401	3	Slotted Hex Washer Head Screw, No. 10-32 x 5/8"
11	GD18704	12	Finger, Corn
12	GD19790	12	Spring
13	GB0410	1	Cam (Corn)
14	GD11528	1	Finger Holder
15	G10470	1	Cotter Pin, 5/32" x 1"
16	G11009	2	Locking Thumbscrew, 5/16"-18 x 3/4"
17	GD11311	1	Seed Baffle
18	GD1083	1	Cover Nut
19	G10500	1	Jam Nut, 5/8"-18 UNF
20	GA8343	1	Wave Washer, 5/8" (Triple Wave)
21	G10020	3	Hex Head Cap Screw, 1/4"-20 x 5/8"
	G10323	3	Hex Flange Nut, 1/4"-20, No Serrations
22	G10022	4	Hex Head Cap Screw, 1/4"-20 x 1/2"
	G10621	4	Serrated Flange Nut, 1/4"-20
23	G10021	1	Hex Head Cap Screw, 1/4"-20 x 1 1/2"
	G10621	1	Serrated Flange Nut, 1/4"-20
24	G10603	1	Spring Pin, 1/4" x 1 1/4"
25	GD1042	1	Idler
26	GB0120	1	Bushing, 1 7/64" I.D. x 1 1/32" Long
27	GD19333	12	Finger, Oil Sunflower
28	GD15698	1	Shank Cover, Finger Pickup Seed Meter
29	GD11787	-	Half Rate Blank Finger
30	GB0111	1	Cam (Sunflower)

A GR1848 - Finger Assembly, Corn (Items 11-14 And 20)
 B GR1897 - Finger Assembly, Oil Sunflower (Items 12-14, 20, 27 And 30)

BRUSH-TYPE SEED METER

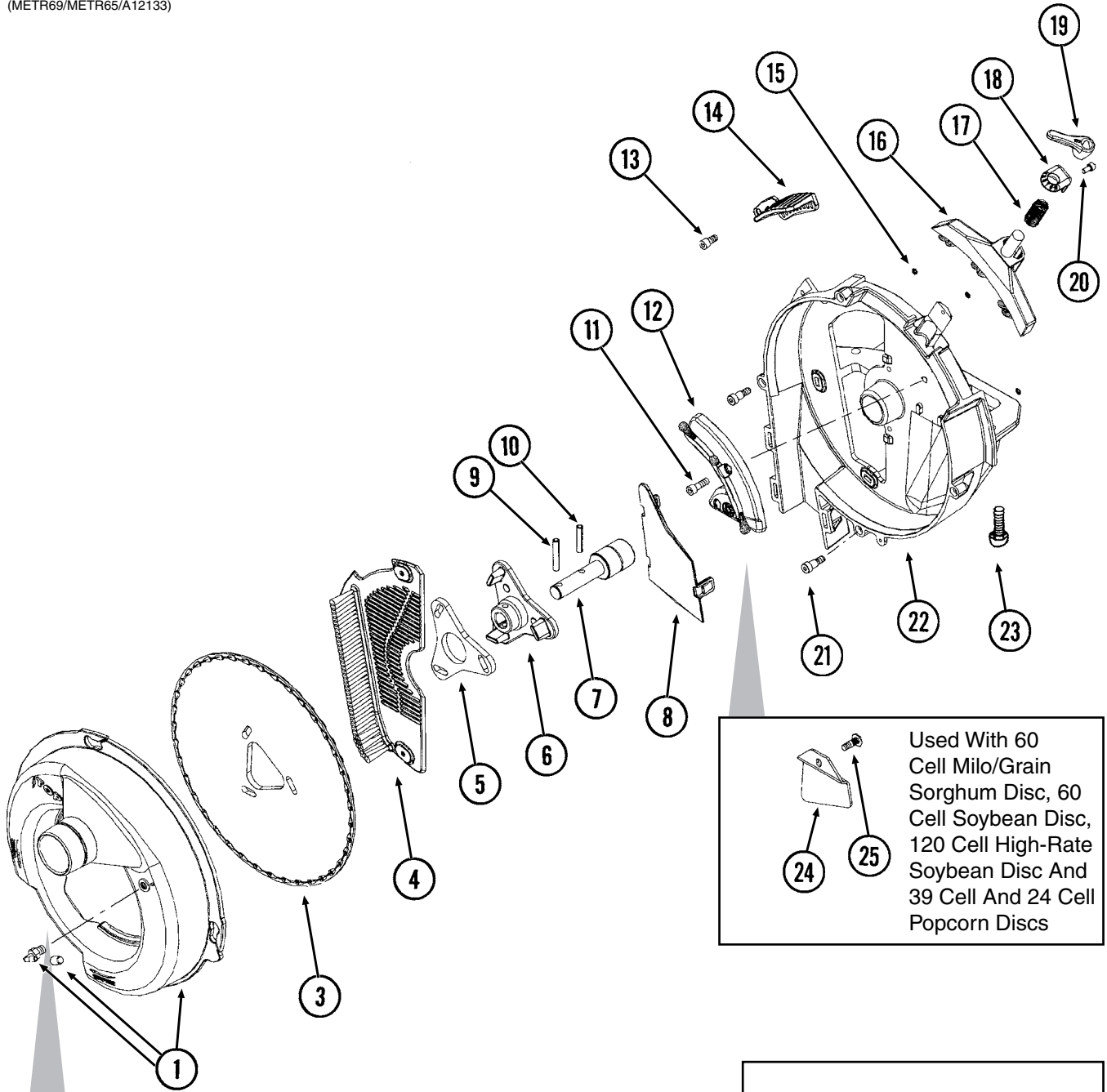
RUA037/RUA056/RUA057(RU14f)





ITEM	PART NO.	QTY. (Per Row)	DESCRIPTION
1	G11009	2	Locking Thumbscrew, 5/16"-18 x 3/4"
2	GA6027	1	Housing W/Bearing
	GA5698	-	Bearing
3	GA6038	1	Hub W/Shoulder Bolts
	GD1755	-	Shoulder Bolt, 1/4"-20 (2 Used)
4	G10603	1	Spring Pin, 1/4" x 1 1/4"
5	G10602	1	Spring Pin, 1/4" x 1 1/2"
6	GD8778	1	Wear Strip
7	GA5699	1	Upper Brush
8	GD11122	1	Upper Brush Retainer (Used W/Soybean And Cotton Discs)
9	GA5834	1	Lower Brush
10	GA5794	-	Seed Disc, Soybean, 60 Cell, Black Color-Coded
	GA6184	-	Seed Disc, Specialty Soybean, 48 Cell, Dark Blue Color-Coded
	GA5796	-	Seed Disc, Cotton, Acid-Delinted, 30 Cell, White Color-Coded
	GA6168	-	Seed Disc, Large Cotton, Acid-Delinted, 36 Cell, Tan Color-Coded
	GA6478	-	Seed Disc, High-Rate Cotton, Acid-Delinted, 48 Cell, Light Green Color-Coded
	GA6182	-	Seed Disc, Hill-Drop Cotton, Acid-Delinted, 12 Cell, Brown Color-Coded
	GA7255	-	Seed Disc, Small Hill-Drop Cotton, Acid-Delinted, 12 Cell, Dark Green Color-Coded
11	G10531	2	Wing Nut W/Nylon Insert, 1/4"-20
12	G11151	9	Hex Washer Head Screw, No. 10-24 x 1/2"
	G10634	-	Slotted Tap Screw, No. 10-24 x 5/8" (Use As Required)
13	GD7878	1	Cover
14	GD15699	1	Shank Cover, Brush-Type Seed Meter
15	GA5982	-	Seed Disc, Small Milo/Grain Sorghum, 30 Cell, Red Color-Coded
	GA6187	-	Seed Disc, Large Milo/Grain Sorghum, 30 Cell, Light Blue Color-Coded
	GA5795	-	Seed Disc, High-Rate Small Milo/Grain Sorghum, 60 Cell, Red Color-Coded
	GA6633	-	Seed Disc, High-Rate Large Milo/Grain Sorghum, 60 Cell, Yellow Color-Coded
16	GD8237	-	Upper Brush Retainer (Used W/Milo/Grain Sorghum Discs)

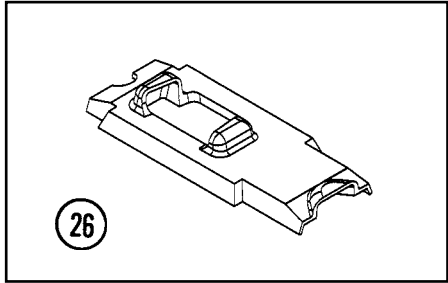
EDGEVAC® SEED METER

(METR69/METR65/A12133)



Used With 60 Cell Milo/Grain Sorghum Disc, 60 Cell Soybean Disc, 120 Cell High-Rate Soybean Disc And 39 Cell And 24 Cell Popcorn Discs

	<p>Used With 60 Cell Milo/Grain Sorghum Disc</p>
	<p>Used With 20 Cell Hill-Drop Acid-Delinted Cotton Discs; 54 Cell Acid-Delinted Cotton/ Small Dry Edible Bean Disc; And Small Cotton/Sunflower Disc</p>

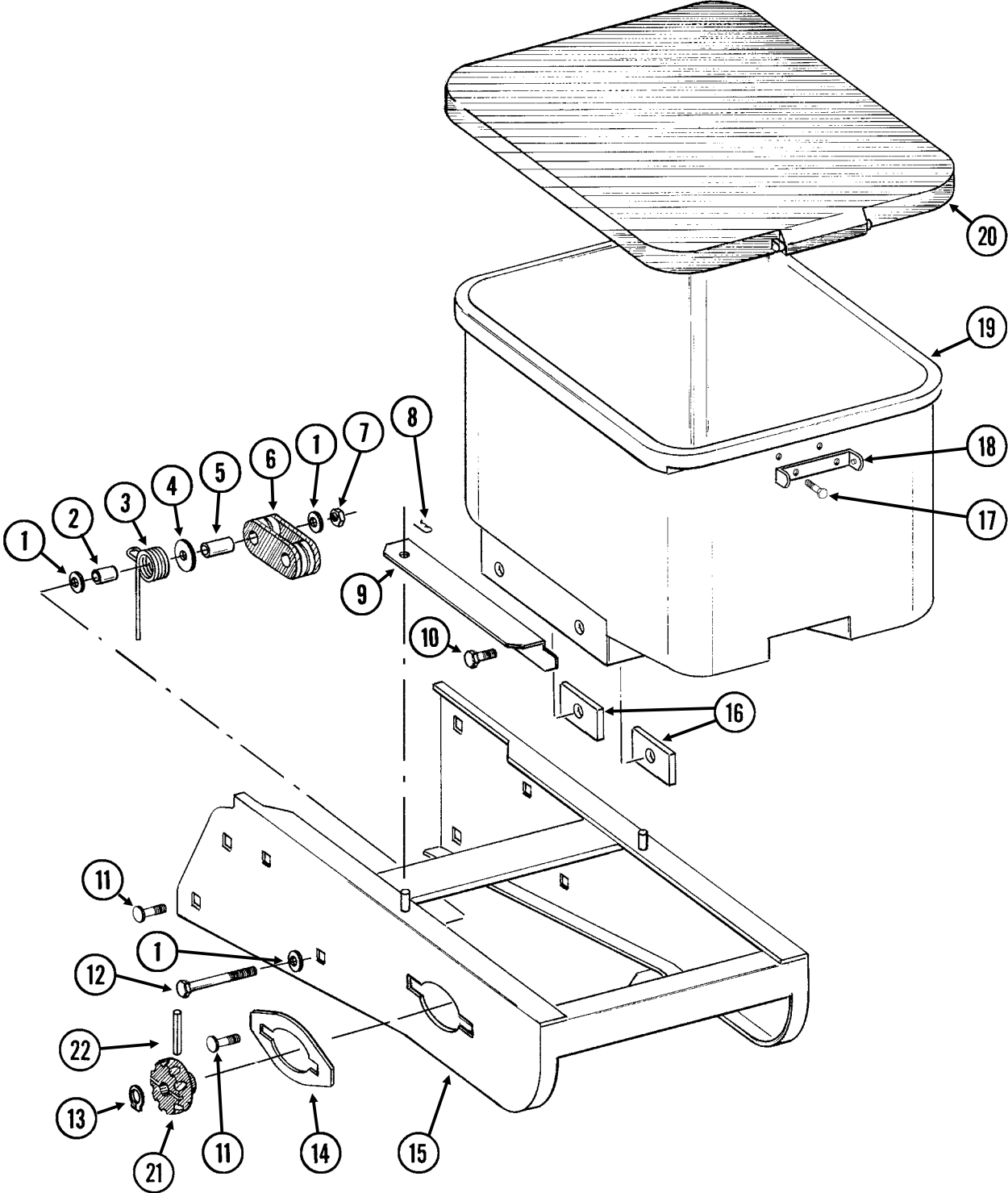


EDGEVAC® SEED METER

ITEM	PART NO.	QTY.	DESCRIPTION
1	GA11911	1	Vacuum Cover W/Elbow And Cap
	GD17099	-	3/16" Hose Barb Elbow
	GD17152	-	Cap
2	GA12133	1	Cleanout Brush (Used With 60 Cell Milo/Grain Sorghum Disc)
3	GD17049	-	Seed Disc, Corn/Popcorn, 39 Cell, Light Blue Color-Coded
	GD17048	-	Seed Disc, Low-Rate Corn/Popcorn, 24 Cell, Light Green Color-Coded
	GD14467	-	Seed Disc, Soybean, 60 Cell, Black Color-Coded
	GD14468	-	Seed Disc, High-Rate Soybean, 120 Cell, Dark Blue Color-Coded
	GD17050	-	Seed Disc, Milo/Grain Sorghum, 60 Cell, Yellow Color-Coded
	GD17187	-	Seed Disc, Hill-Drop Cotton, Acid-Delinted, 20 Cell (3 Seeds Per Cell), Brown Color-Coded
	GD18095	-	Seed Disc, Small Hill-Drop Cotton, Acid-Delinted, 20 Cell (3 Seeds Per Cell), Grey Color-Coded
	GD17186	-	Seed Disc, Cotton, Acid-Delinted/Small Dry Edible Bean, 54 Cell, Dark Green Color-Coded
	GD18098	-	Seed Disc, Small Cotton/Sunflower, 54 Cell, White Color-Coded
	GD14477	-	Seed Disc, Large Dry Edible Bean, 54 Cell, Tan Color-Coded
4	GD17028	1	Wall Brush/Vent
5	GD17021	1	Foam Spacer
6	GB0328	1	Mount
7	GA5698	1	Bearing
8	GD14541	1	Discharge Cover
9	G10602	1	Spring Pin, 1/4" x 1 1/2"
10	G10603	1	Spring Pin, 1/4" x 1 1/4"
11	G11213	1	Hex Socket Head Cap Screw, 1/4"-20 x 3/4"
12	GA11935	1	Crowder Brush
13	G10260	1	Hex Socket Head Cap Screw, 1/4"-20 x 1/2" (Conventional Planters)
	G10252	1	Hex Socket Head Screw, 1/4"-20 x 7/8", Grade 8 (ASD Planters)
	G10209	1	Washer, 1/4" USS (ASD Planters)
	G10110	1	Lock Nut, 1/4"-20, Grade B (ASD Planters)
14	GD17047	1	Air Inlet Screen
15	GD17162	3	Push Nut, 1/8" I.D.
16	GA12848	1	Singulator Brush
17	GD14592	1	Spring
18	GB0358	1	Cap
19	GD15663	1	Brush Adjustment Lever
20	G11173	1	Hex Socket Head Cap Screw, No. 10-24 x 3/8", Stainless Steel
21	G11172	4	Hex Socket Head Shoulder Screw, 1/4"-20 x 3/8", Stainless Steel
22	GB0319	1	Housing
23	G11009	2	Locking Thumbscrew, 5/16"-18 x 3/4" (Conventional Planters)
	G10171	2	Hex Head Cap Screw, 5/16"-18 x 1 1/4" (ASD Planters)
	G10232	2	Lock Washer, 5/16" (ASD Planters)
24	GD17104	1	Seed Baffle (Used With 60 Cell Milo/Grain Sorghum Disc, 60 Cell Soybean Disc, 120 Cell High-Rate Soybean Disc And 39 Cell And 24 Cell Popcorn Discs)
25	G11210	1	Rib Neck Bolt, 1/4"-20 x 3/4"
	G10323	1	Hex Flange Nut, 1/4"-20, No Serrations
26	GD15700	1	Shank Cover, EdgeVac® Meter
27	GA12154	-	Cleanout Brush W/Ball-Type Ejector (Used With 20 Cell Hill-Drop Acid-Delinted Cotton Discs And 54 Cell Acid-Delinted Cotton/Small Dry Edible Bean And Small Cotton/Sunflower Discs)
A	G1K472	-	Sunflower Rate Reduction Kit, Includes: (2)122 Pitch Chains, (2)94 Pitch Chains, (2)Bars, (4)Spacers, (4)Lynch Pins, (2)Hex Shafts, (1)Hardware Bag, (4)Hanger Bearings, (2)30Tooth Sprockets, (4)15 Tooth Sprockets, (4)18 Tooth Sprockets And (1) Instruction (For Two Contact Wheel Assemblies)

GRANULAR CHEMICAL HOPPER AND HOPPER PANEL EXTENSION

(METR14d)

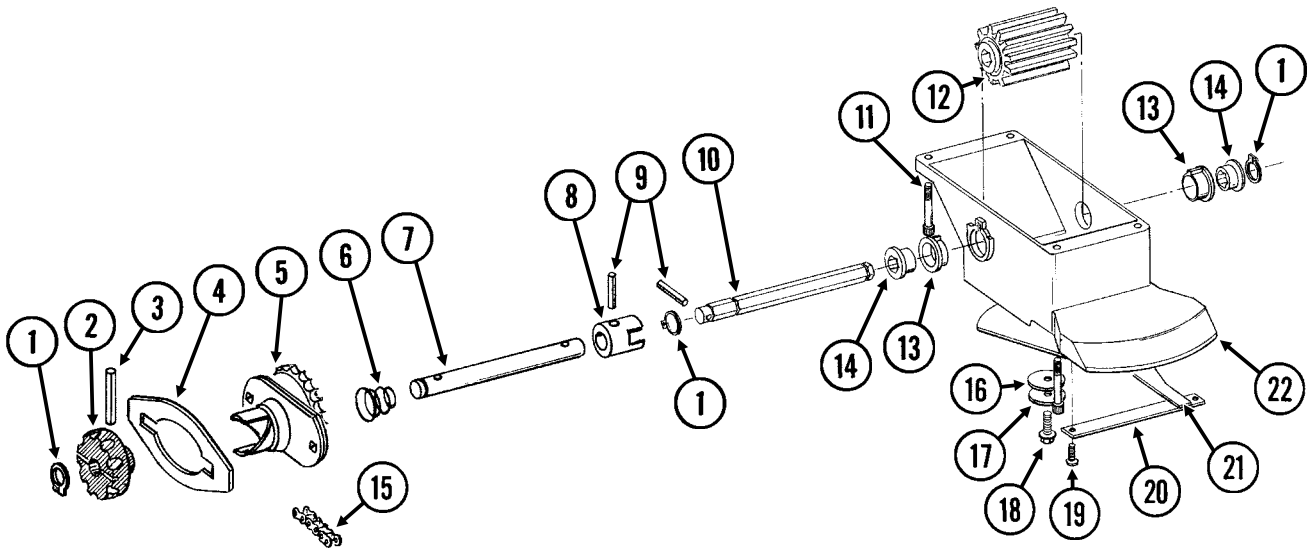


GRANULAR CHEMICAL HOPPER AND HOPPER PANEL EXTENSION

ITEM	PART NO.	QTY. (Per Row)	DESCRIPTION
1	G10210	3	Washer, 3/8" USS
2	GD2971-10	1	Sleeve, 9/16" Long
3	GD11219	1	Spring
4	G10201	1	Special Washer, 3/8" x 1 1/2" O.D.
5	GD1026	1	Sleeve, 1 3/16" Long
6	GD11962	1	Idler
7	G10108	1	Lock Nut, 3/8"-16
8	G10670	2	Hair Pin Clip, No. 3
9	GD1059L	1	Support, L.H. (Shown)
	GD1059R	1	Support, R.H.
10	G10002	4	Hex Head Cap Screw, 3/8"-16 x 3/4"
	G10229	4	Lock Washer, 3/8"
11	G10312	8	Carriage Bolt, 5/16"-18 x 3/4"
	G10620	8	Serrated Flange Nut, 5/16"-18
12	G10325	1	Hex Head Cap Screw, 3/8"-16 x 2 3/4"
13	G10567	3	External Retaining Ring, 5/8"
14	GD11305	1	Plate
15	A10759	1	Hopper Panel Extension (Non-Stock Item) (Sub Wholegoods Order Code 700-01099)
16	GD11424	4	Block
17	G10023	2	Hex Head Cap Screw, 1/4"-20 x 3/4"
	G10621	2	Serrated Flange Nut, 1/4"-20
18	GD1060	1	Hinge
19	GA8371	1	Hopper
20	GA4444	1	Lid
21	GD11239	1	Knob
22	G10602	1	Spring Pin, 1/4" x 1 1/2"

GRANULAR CHEMICAL METER AND METER DRIVE

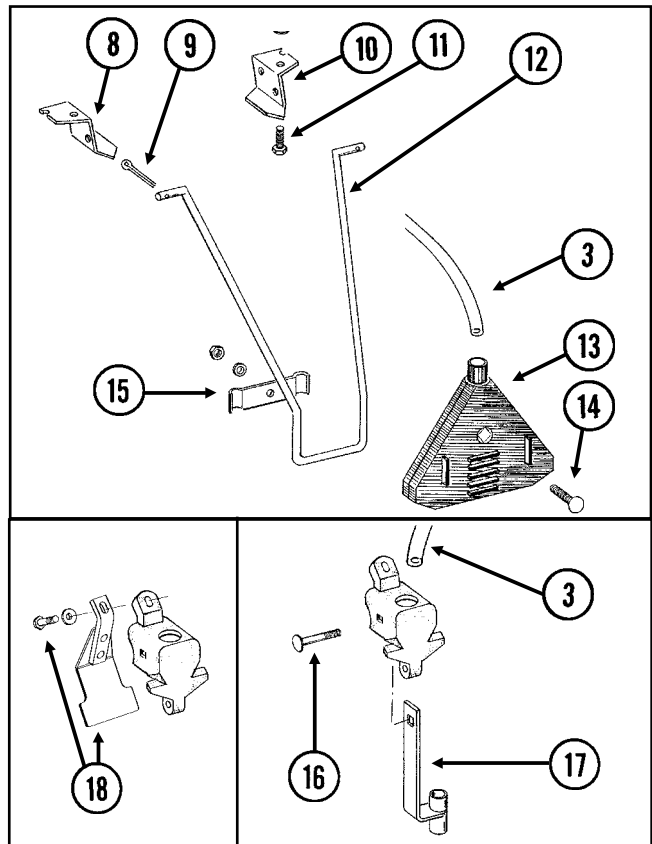
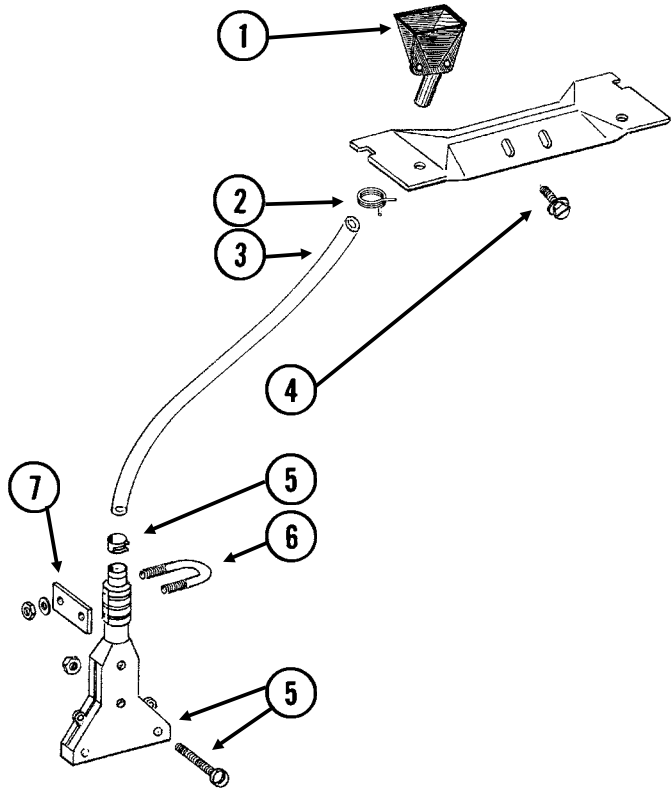
RUA051/RUB028(RU91a)



ITEM	PART NO.	QTY. (Per Row)	DESCRIPTION
1	G10567	3	External Retaining Ring, 5/8"
2	GD11239	1	Knob
3	G10602	1	Spring Pin, 1/4" x 1 1/2"
4	---	-	See "Granular Chemical Hopper And Hopper Panel Extension", Pages P28 And P29
5	GA8364	1	Sprocket And Bearing, Drive Clutch, 24 Tooth
6	GD11413	1	Spring
7	GD11240	1	Shaft
8	GB0278	1	Coupler
9	G10546	2	Spring Pin, 3/16" x 1 1/4"
10	GD11297	1	Shaft
11	G10921	4	Hex Socket Head Cap Screw, No. 10-24 x 7/8"
	G10257	4	Lock Washer, No. 10
12	GD7148	1	Feed Roller, Hex Bore
13	GB0115	2	Bearing
14	GD7258	2	Hex Bushing
15	G3303-114	1	Chain, No. 41, 114 Pitch Including Connector Link
	GR0196	1	Connector Link, No. 41
16	G10660	1	Wave Washer, 1/2"
17	G10209	1	Washer, 1/4" USS
18	G10570	1	Slotted Hex Self-Tapping Screw, 1/4"-20 x 3/4"
19	G11073	2	Slotted Hex Self-Tapping Screw, No. 10 x 3/8"
20	GD1061	1	Support Strap
21	GD1063	1	Metering Gate
22	GB0116	1	Granular Housing
A	GA8326	-	Granular Chemical Meter Complete (Items 1, 9, 10, 12-14 And 16-22)

GRANULAR CHEMICAL BANDING OPTIONS

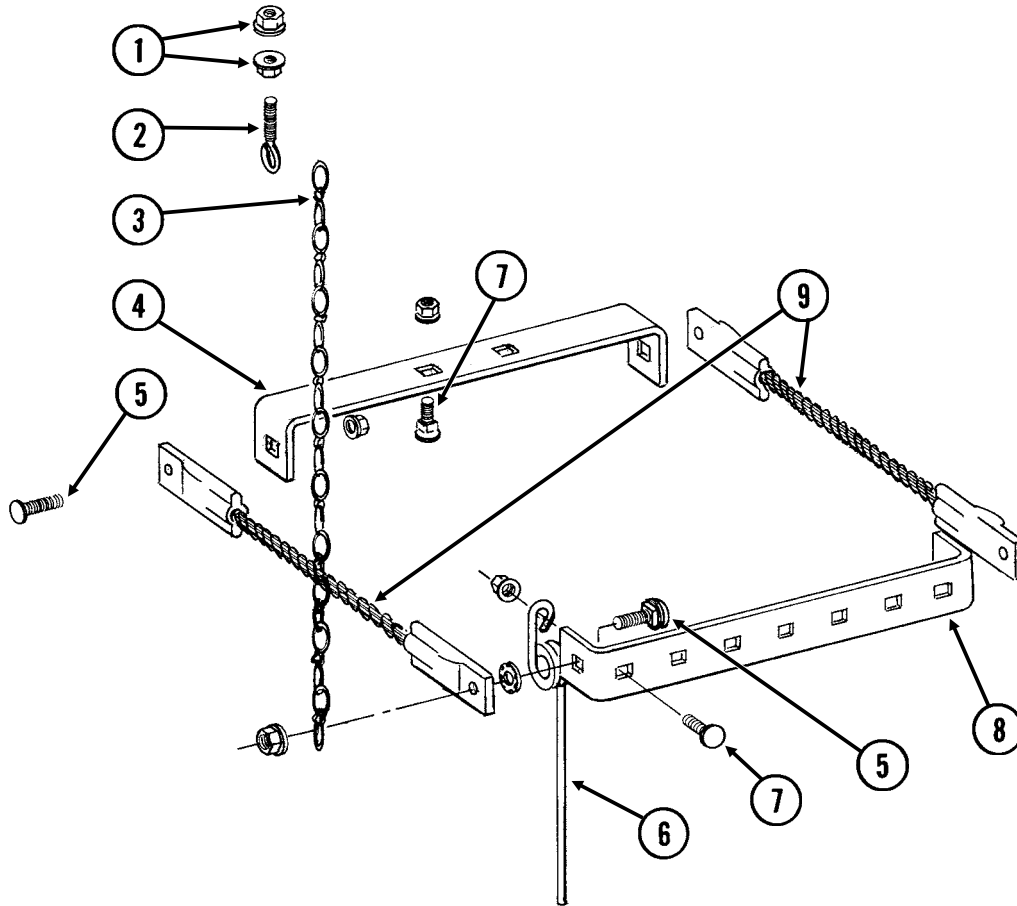
RUA061/RUA073(RU101mm/RU83m)



ITEM	PART NO.	QTY.	DESCRIPTION
1	GD2423	1	Funnel
2	G11209	1	Wire Hose Clamp, 3/4"
3	GD2947	1	Hose, 7/16" x 28"
4	G10523	2	Slotted Pan Head Self-Tapping Screw, No. 10 x 1/2"
5	GA6907	1	Slope-Compensating Bander W/Hardware (4 1/2" Band Width)
	G10864	1	Uni-Clamp
	G10757	2	Pan Head Screw, No. 10-32 x 1 1/4"
	G10758	2	Hex Nut, No. 10-32
6	GD10963	1	U-Bolt, 1 1/2" x 1 5/16" x 1/4"-20
	G10209	2	Washer, 1/4" USS
	G10110	2	Lock Nut, 1/4"-20, Grade B
7	GD10984	1	Spacer
8	GD1115L	-	Hanger Bracket, L.H.
9	G10452	-	Cotter Pin, 1/8" x 1/2"
10	GD1115R	-	Hanger Bracket, R.H.
11	G10310	-	Carriage Bolt, 1/4"-20 x 3/4", Grade 2
	G10227	-	Lock Washer, 1/4"
	G10103	-	Hex Nut, 1/4"-20
12	GD1116	-	Hanger
13	GA2075	-	Diffuser, 14" Band
14	G10306	-	Carriage Bolt, 3/8"-16 x 2"
	G10229	-	Lock Washer, 3/8"
	G10101	-	Hex Nut, 3/8"-16
15	GD1118	-	Clamp
16	G10315	1	Carriage Bolt, 1/2"-13 x 2 1/2" (Replaces Existing 1/2" x 2 1/4" Hardware)
17	GA6741	1	Bracket (Straight Drop In-Furrow)
18	G1K385	-	Bander Shield Kit W/Hardware And Instruction
	G10003	1	Hex Head Cap Screw, 3/8"-16 x 1 1/2"
	GD14659	1	Special Washer, 3/8", Hardened

SPRING TOOTH INCORPORATOR

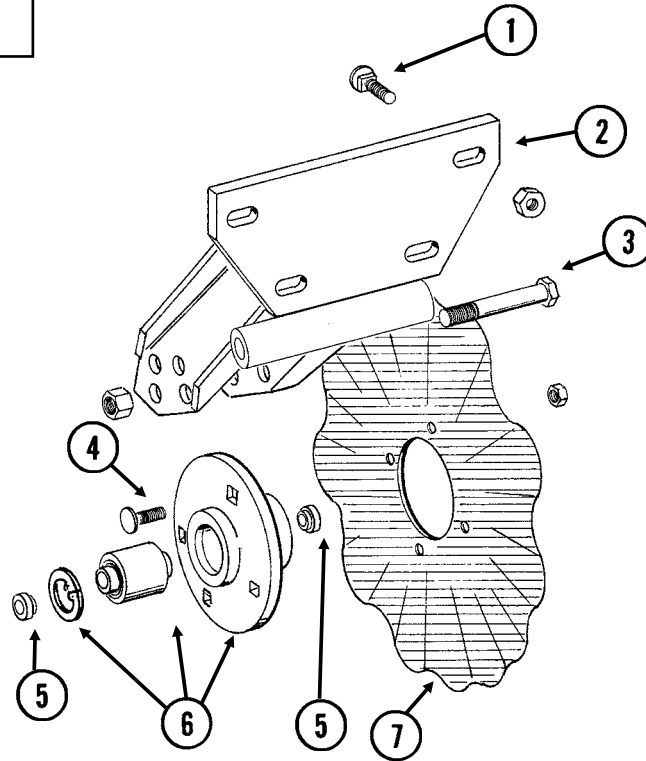
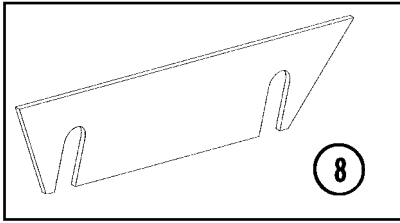
RUA055(RU95)



ITEM	PART NO.	QTY. (Per Row)	DESCRIPTION
1	G10621	4	Serrated Flange Nut, 1/4"-20
2	GD2460	2	Eyebolt, 1/4"-20
3	G3305-01	2	Twin Loop Chain, 9 Links
4	GD1143	1	Front Bracket
5	G10305	4	Carriage Bolt, 3/8"-16 x 1"
	G10529	4	External Tooth Lock Washer, 3/8"
	G10622	4	Serrated Flange Nut, 3/8"-16
6	GD1145	7	Spring Tooth
7	G10305	9	Carriage Bolt, 3/8"-16 x 1"
	G10622	9	Serrated Flange Nut, 3/8"-16
8	GD1144	1	Rear Bracket
9	GA2094	2	Cable Assembly

ROW UNIT MOUNTED NO TILL COULTER

(D14398/RU102c/RU152)



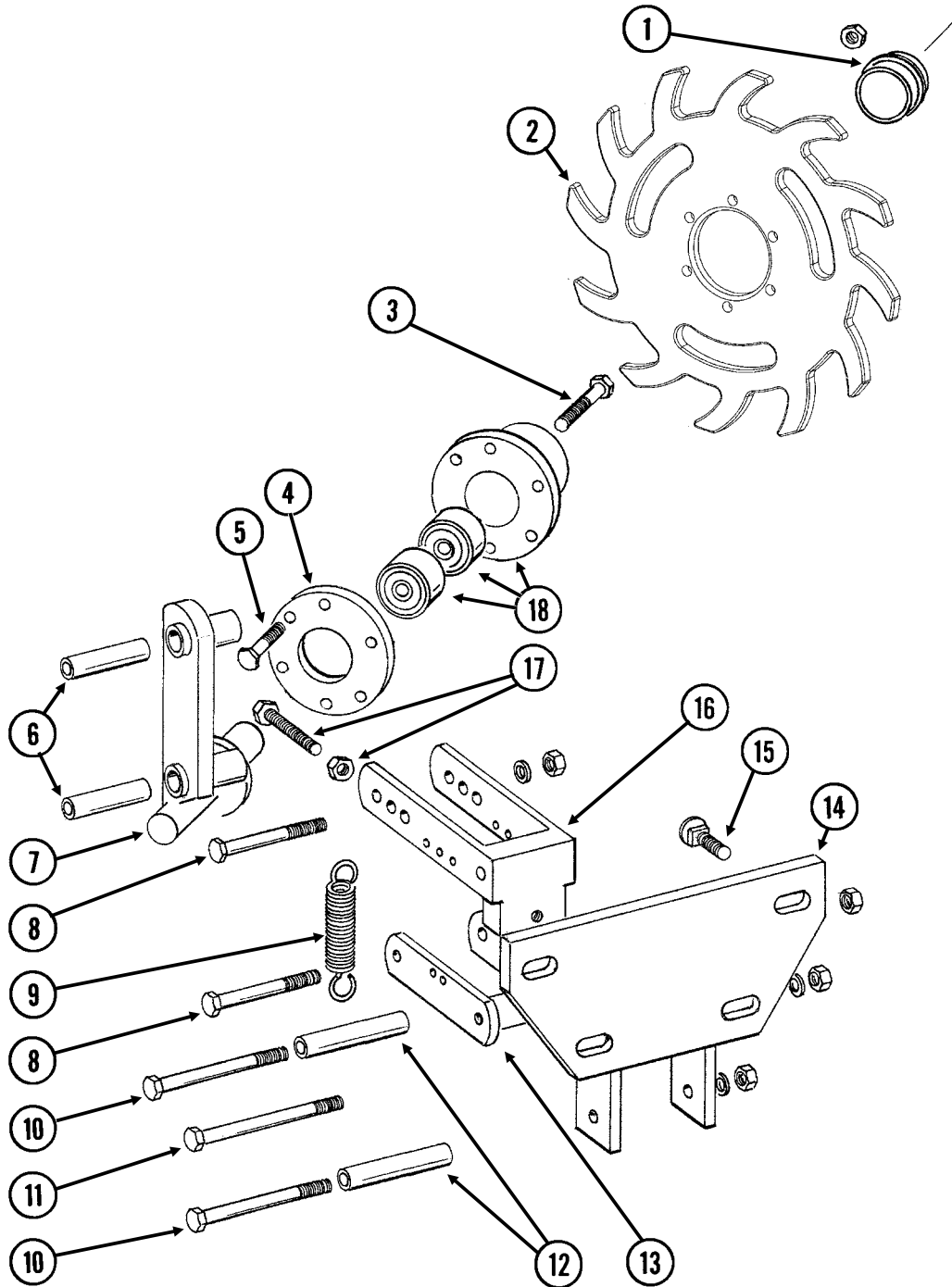
ITEM	PART NO.	QTY. (Per Row)	DESCRIPTION
1	G10574	4	Carriage Bolt, 1/2"-13 x 1 1/4"
	G10111	4	Lock Nut, 1/2"-13
2	GA11520	1	Arm
3	G10036	1	Hex Head Cap Screw, 5/8"-11 x 4"
	G10107	1	Lock Nut, 5/8"-11
4	G10574	4	Carriage Bolt, 1/2"-13 x 1 1/4"
	G10111	4	Lock Nut, 1/2"-13
5	GD11677	2	Adapter
6	GA8641	1	Hub W/Bearing And Retaining Ring
	GA8603	-	Bearing, Double Row
	GD11652	-	Retaining Ring, 2 7/16"
7	GD7803	-	Disc Blade, Fluted, 1", 8 Flutes (Shown)
	GD7804	-	Disc Blade, Bubbled, 1"
	GD9254	-	Disc Blade, Fluted, 3/4", 13 Flutes
8	GD14398	-	Spacer

ROW UNIT MOUNTED DISC FURROWER

ITEM	PART NO.	QTY. (Per Row)	DESCRIPTION
1	G10536	1	Detent Pin, 1/2" x 2 1/2" Grip
2	G10597	1	Square Head Set Screw, 5/8"-11 x 2 1/4"
3	G10503	1	Hex Jam Nut, 5/8"-11, Grade 2
4	GA5719	1	Mounting Bracket
5	GD7889	6	Bushing, 1" O.D. x 9/16" I.D. x 7/16" Long
6	G10039	2	Hex Head Cap Screw, 1/2"-13 x 1 3/4"
	GD14674	2	Special Washer, 1/2", Hardened
	G10111	2	Lock Nut, 1/2"-13
7	G10585	1	Hex Head Cap Screw, 1/2"-13 x 3 1/4"
	G10216	2	Washer, 1/2" USS
	G10111	1	Lock Nut, 1/2"-13
8	GD7890	2	Link
9	G10017	2	Hex Head Cap Screw, 1/2"-13 x 1 1/2"
	G10216	2	Washer, 1/2" USS
	G10111	2	Lock Nut, 1/2"-13
10	GA5715	1	Anchor
11	G10017	2	Hex Head Cap Screw, 1/2"-13 x 1 1/2"
	G10111	2	Lock Nut, 1/2"-13
12	GA5718	1	Support Arm
13	G10572	6	Truss Head Slotted Machine Screw, 5/16"-18 x 7/8"
	G10106	6	Hex Nut, 5/16"-18
14	GD1132	2	Dust Cap
15	G10318	2	Hex Head Cap Screw, 5/8"-11 x 4 1/2"
	GD7805	2	Special Washer, 5/8", Hardened
	G10107	2	Lock Nut, 5/8"-11
16	GA5654	2	Hub W/Bearings
	GA2014	-	Bearing
17	GD7823	-	Disc Blade, Solid, 12" (Shown)
	GD8307	-	Disc Blade, Notched, 12"
18	GD7817-01	2	Spacer, 1 1/16" I.D. x 3/4" Long
	GD7817-04	2	Spacer, 1 1/16" I.D. x 1/2" Long

ROW UNIT MOUNTED RESIDUE WHEEL

(RU103dd)

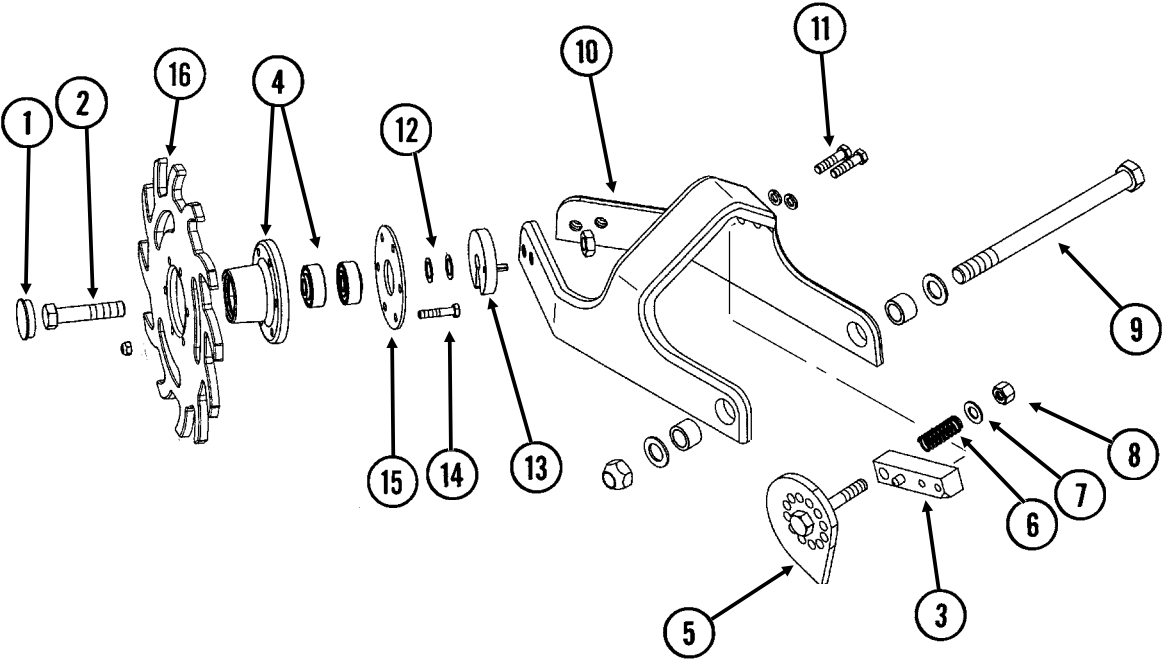


ROW UNIT MOUNTED RESIDUE WHEEL

ITEM	PART NO.	QTY. (Per Row)	DESCRIPTION
1	GD1132	1	Dust Cap
2	GB0387	1	Wheel, 12 Tine, 3/8" x 12"
3	G10006	1	Hex Head Cap Screw, 5/8"-11 x 2 1/4"
4	GD9724	1	Backing Plate
5	G10133	6	Hex Head Cap Screw, 5/16"-18 x 1 1/2"
	G10109	6	Lock Nut, 5/16"-18, Grade 8
6	GD9720	2	Spacer, 1/2" x 2 3/16" Long
7	GA6838	1	Wheel Mount
8	G10033	2	Hex Head Cap Screw, 1/2"-13 x 3 1/2"
	G10228	2	Lock Washer, 1/2"
	G10102	2	Hex Nut, 1/2"-13
9	GD5857	2	Spring
10	G10045	2	Hex Head Cap Screw, 1/2"-13 x 4 1/2"
	G10228	2	Lock Washer, 1/2"
	G10102	2	Hex Nut, 1/2"-13
11	G10348	1	Hex Head Cap Screw, 1/2"-13 x 5" (Lockup Bolt)
	G10111	1	Lock Nut, 1/2"-13
12	GD9715	2	Spacer, 1/2" x 3" Long
13	GA6834	1	Lower Link
14	GA6832	1	Mount
15	G10574	4	Carriage Bolt, 1/2"-13 x 1 1/4"
	G10111	4	Lock Nut, 1/2"-13
16	GA6833	1	Upper Link
17	G10371	1	Hex Head Cap Screw, 1/2"-13 x 3", Full Thread
	G10501	1	Hex Jam Nut, 1/2"-13, Grade 2
18	GA5654	1	Hub W/Bearings
	GA2014	-	Bearing
A	GA12236	-	Wheel Assembly, 12 Tine, R.H. (Items 2, 4, 5, And 18)

COULTER MOUNTED RESIDUE WHEELS

(RU153)

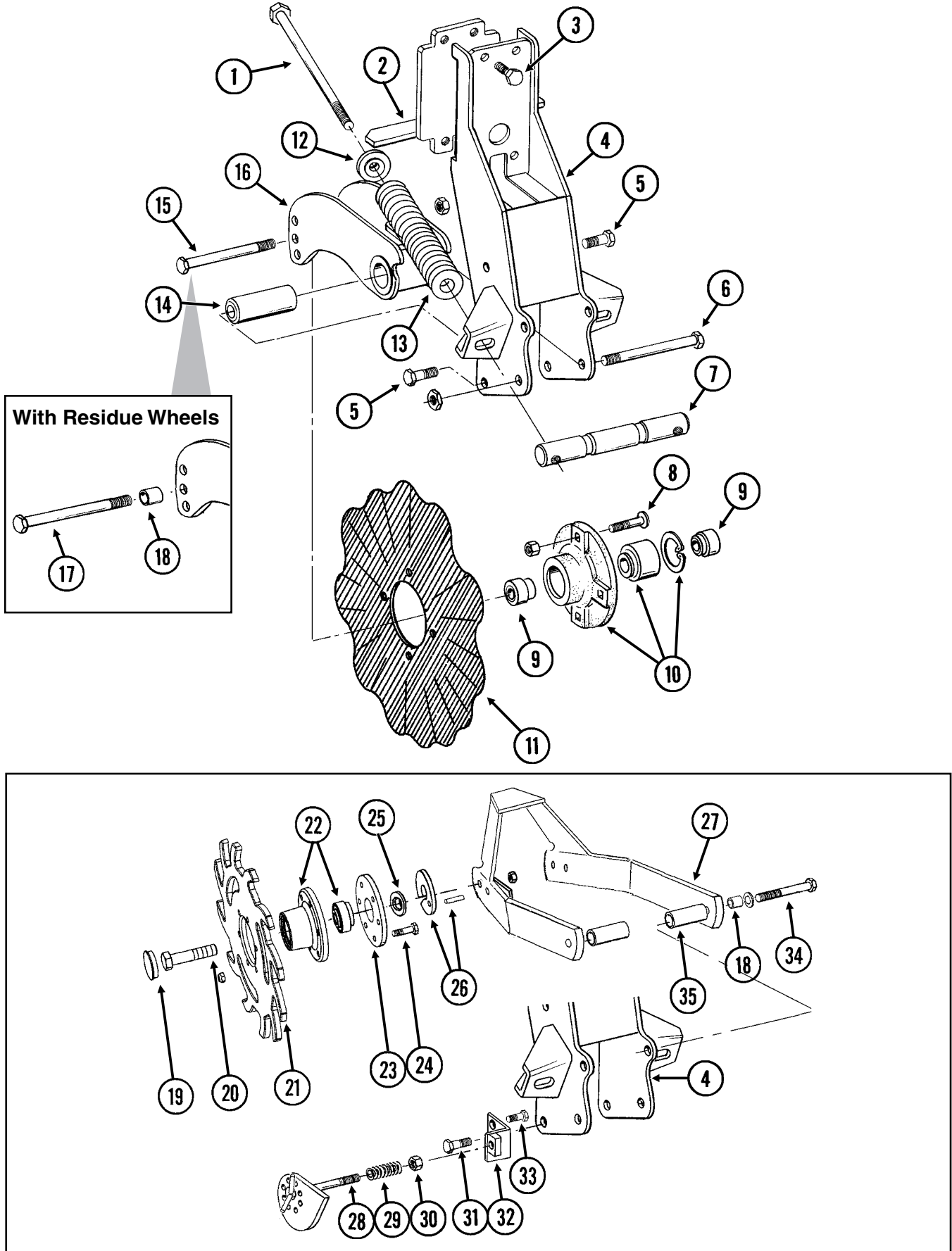


COULTER MOUNTED RESIDUE WHEELS

ITEM	PART NO.	QTY. (Per Row)	DESCRIPTION
1	GD1132	2	Dust Cap
2	G10010	2	Hex Head Cap Screw, 5/8"-11 x 3"
	G10503	2	Hex Jam Nut, 5/8"-11, Grade 2
3	GA12256	1	Locking Pin
4	GA5654	2	Hub W/Bearings
	GA2014	-	Bearing
5	GA7412	1	Cam
6	GD10519	1	Spring
7	G10206	1	Washer, 1/2" SAE
8	G10974	1	Lock Nut W/Nylon Insert, 1/2"-13
9	G11236	1	Hex Head Cap Screw, 3/4"-10 x 10 1/2"
	GB0383	2	Bushing, 1 1/8" O.D. x 25/32" I.D. x 3/4" Long
	G10194	2	Washer, 3/4" SAE
	G11228	1	Lock Nut, 3/4"-10
10	GB0401	1	Mount
11	G10003	2	Hex Head Cap Screw, 3/8"-16 x 1 1/2"
	G10229	2	Lock Washer, 3/8"
12	G10213	2-4	Machine Bushing, 5/8" (.030" Thick)
13	GA8760	2	Weed Guard W/Spring Pin
	G10765	-	Spring Pin, 1/4" x 1"
14	G10133	12	Hex Head Cap Screw, 5/16"-18 x 1 1/2"
	G10109	12	Lock Nut, 5/16"-18, Grade 8
15	GD9724	2	Backing Plate
16	GB0387	2	Wheel, 12 Tine, 3/8" x 12"
A	GA12236	-	Wheel Assembly, 12 Tine, R.H. (Items 3, 4, 14, And 15) (Shown)
	GA12235	-	Wheel Assembly, 12 Tine, L.H. (Items 3, 4, 14, And 15)
B	G1K467	-	Residue Wheel Mount Kit (Items 17-20)

FRAME MOUNTED COULTER W/RESIDUE WHEELS

(RU135c/RU135g/RU153b/RU135hh)



FRAME MOUNTED COULTER W/RESIDUE WHEELS

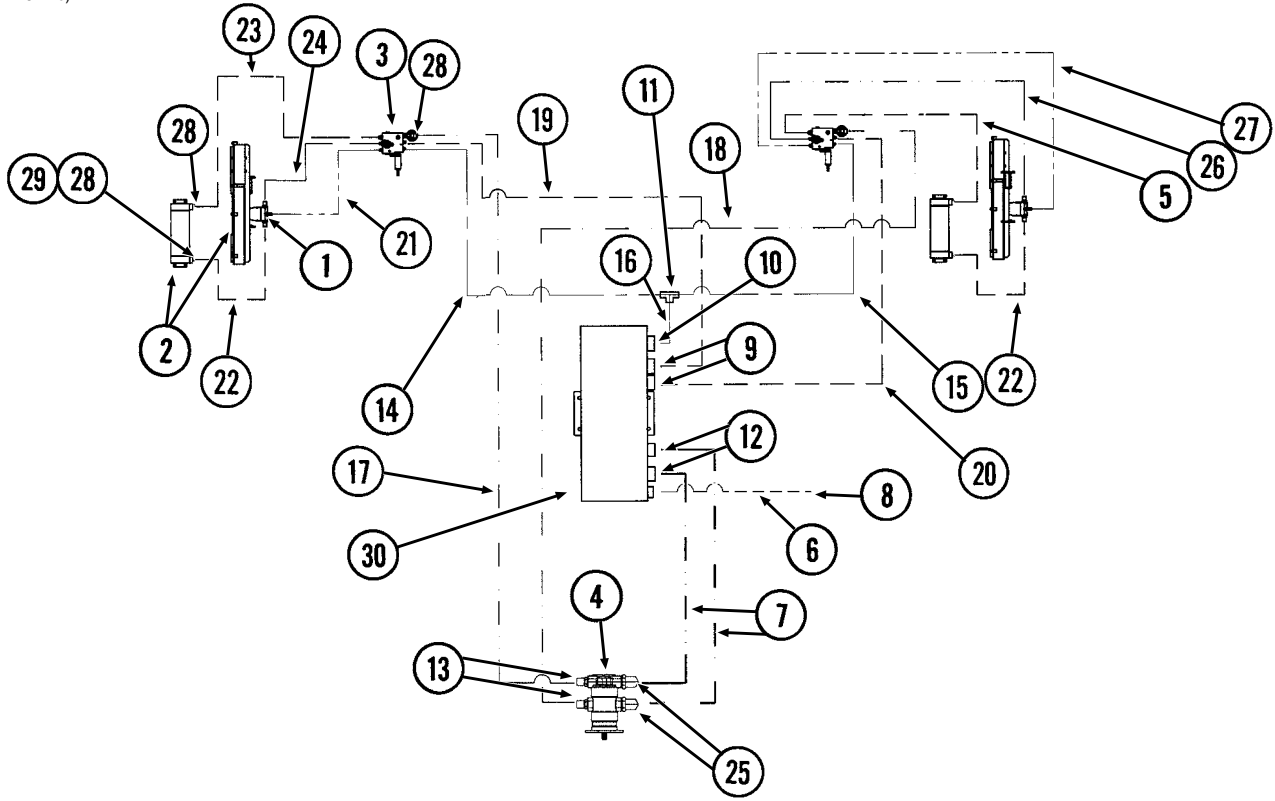
ITEM	PART NO.	QTY. (Per Row)	DESCRIPTION
1	G11010	2	Hex Head Cap Screw, 3/4"-10 x 12"
2	GA9844	1	Plate W/Angle
3	G10039	4	Hex Head Cap Screw, 1/2"-13 x 1 3/4"
4	GA9131	1	Coulter Frame
5	G10007	4	Hex Head Cap Screw, 5/8"-11 x 1 1/2"
	G10107	4	Lock Nut, 5/8"-11
6	G10400	1	Hex Head Cap Screw, 3/4"-10 x 6 1/2"
	G10112	1	Lock Nut, 3/4"-10
7	GD12826	1	Spring Anchor Bar
8	G10574	4	Carriage Bolt, 1/2"-13 x 1 1/4"
	G10111	4	Lock Nut, 1/2"-13
9	GD12827	2	Adapter
10	GA8641	1	Hub W/Bearing And Retaining Ring
	GA8603	1	Bearing, Double Row
	GD11652	1	Retaining Ring, 2 7/16"
11	GD7803	1	Disc Blade, Fluted, 1", 8 Flutes (Shown)
	GD7804	-	Disc Blade, Bubbled, 1"
	GD9254	-	Disc Blade, Fluted, 3/4", 13 Flutes
12	GB0213	2	Spring Seat
13	GD12817	2	Compression Spring
14	GD12829	1	Sleeve
15	G10046	1	Hex Head Cap Screw, 5/8"-11 x 5"
	G10107	1	Lock Nut, 5/8"-11
16	GA9845	1	Coulter Arm W/Grease Fitting
	G10643	-	Grease Fitting, 45°, 1/4"-28
17	G10011	1	Hex Head Cap Screw, 5/8"-11 x 5 1/2"
	G10107	1	Lock Nut, 5/8"-11
18	GB0218	3	Bushing, 2 1/32" I.D. x 7/8" O.D. x 1 9/32" Long
19	GD1132	2	Dust Cap
20	G10010	2	Hex Head Cap Screw, 5/8"-11 x 3"
	G10503	2	Hex Jam Nut, 5/8"-11, Grade 2
21	GB0386	2	Wheel, 12 Tine, 3/8" x 12"
22	GA5654	2	Hub W/Bearings
	GA2014	-	Bearing
23	GD9724	2	Backing Plate
24	G10133	12	Hex Head Cap Screw, 5/16"-18 x 1 1/2"
	G10109	12	Lock Nut, 5/16"-18, Grade 8
25	G10213	2	Machine Bushing, 5/8" (.030" Thick)
26	GA9862	2	Weed Guard W/Spring Pin
	G10765	-	Spring Pin, 1/4" x 1"
27	GA9865	1	Mount
28	GA9861	1	Cam
29	GD10519	1	Spring
30	G10974	1	Lock Nut W/Nylon Insert, 1/2"-13
31	G10005	1	Hex Head Cap Screw, 5/8"-11 x 1 3/4"
	G10107	4	Lock Nut, 5/8"-11
32	GA9864	1	Support
33	G10014	1	Hex Head Cap Screw, 1/2"-13 x 1"
	G10102	1	Hex Nut, 1/2"-13
34	G10011	2	Hex Head Cap Screw, 5/8"-11 x 5 1/2"
	G10205	2	Washer, 5/8" SAE
	G10730	2	Lock Nut W/Nylon Insert, 5/8"-11
35	GD14170	2	Sleeve, 3"
A	GA12236	-	Wheel Assembly, 12 Tine, R.H. (Items 21, 22, 23, And 24) (Shown)
	GA12235	-	Wheel Assembly, 12 Tine, L.H. (Items 21, 22, 23, And 24)

PTO ASSEMBLY

ITEM	PART NO.	QTY.	DESCRIPTION
1	GR1220	2	Bearing Ring
2	GR1246	1	Quick Disconnect Kit
3	GR1430	1	Grease Fitting, 3/16" Drive-In
4	GR1850	1	Yoke, 1 3/4"-20 Spline
5	GR1851	2	Cross & Bearing Kit
6	GR1852	1	Spring Pin, 10mm x 80mm
7	GR1853	1	Inboard Yoke
8	GR1855	1	Inner Profile
9	GR1858	1	Outer Profile
10	GR1861	1	Yoke, 1 3/8"
11	GR1862	1	Shield Cone
12	GR1864	1	Outer Shield Tube
13	GR1867	1	Inner Shield Tube
14	GR1869	1	Shield Cone
15	GR1870	1	Outer Decal
16	GR1871	1	Inner Decal
17	GR1872	1	Support Bearing
18	GR1874	1	Cover
19	GR1875	1	Safety Chain
20	GR1856	1	Inner Profile
21	GR1859	1	Outer Profile
22	GR1960	1	Inboard Yoke
23	GR1865	1	Outer Shield Tube
24	GR1868	1	Inner Shield Tube
25	GR1854	1	Inner Profile
26	GR1857	1	Outer Profile
27	GR1863	1	Outer Shield Tube
28	GR1866	1	Inner Shield Tube
29	G10062	1	Hex Head Cap Screw, 3/8"-16 x 3"
	G10108	1	Lock Nut, 3/8"-16
30	GD13226-02	1	Key, 5/16" Square x 1 3/4"

VACUUM FAN HYDRAULIC COMPONENTS

(A12484-2b)



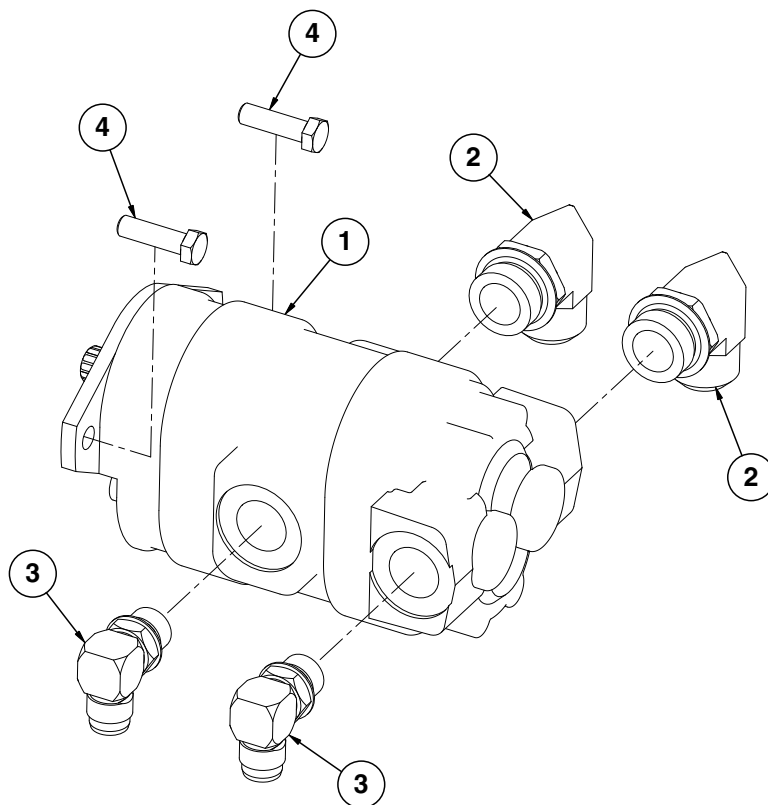
VACUUM FAN HYDRAULIC COMPONENTS

ITEM	PART NO.	QTY.	DESCRIPTION
1	---	-	<u>See "Vacuum Fan Hydraulic Motor Assembly", Page P47</u>
2	---	-	<u>See "Vacuum Gauges, Control Console And Vacuum Fan Assembly With Oil Cooler", Pages P50 And P51</u>
3	---	-	<u>See "Vacuum Fan Motor Valve Block Assembly (Located On Both Sides Of Planter)", Page P48</u>
4	---	-	<u>See PTO Pump Assembly, Page P46</u>
5	*A3385	1	Hose Assembly, 3/4" x 182"
6	*A12704	1	Hose Assembly, 1/2" x 32"
7	*A11808	2	Hose Assembly, 1 1/4" x 26"
8	G304-C-10	1	Cap Nut, 7/8"-14
9	G6801-12	2	Elbow W/O-Ring, 90°, 1 1/16"-12 Male JIC To O-Ring
	GR1467	-	O-Ring
10	G6801-10	1	Elbow W/O-Ring, 90°, 7/8"-14 Male JIC To O-Ring
	GR1466	-	O-Ring
11	G2603-08	1	Tee, 3/4"-16 Male JIC
12	G6400-20	2	Adapter, 1 5/8"-12 JIC To O-Ring
	GR1787	-	O-Ring
13	G6801-12	2	Elbow W/O-Ring, 90°, 1 1/16"-12 Male JIC To O-Ring
14	*A3201	1	Hose Assembly, 3/8" x 176"
15	*A3283	1	Hose Assembly, 3/8" x 108"
16	*A12048	1	Hose Assembly, 3/8" x 76"
17	GA11427	1	Hose Assembly, 5/8" x 218"
18	*A11426	1	Hose Assembly, 5/8" x 224"
19	*A12903	1	Hose Assembly, 3/4" x 246"
20	*A12902	1	Hose Assembly, 3/4" x 262"
21	*A3290	1	Hose Assembly, 3/8" x 98"
22	*A3381	2	Hose Assembly, 3/4" x 26"
23	*A3384	1	Hose Assembly, 3/4" x 122"
24	*A11410	1	Hose Assembly, 5/8" x 98"
25	G6801-20	1	Elbow W/O-Ring, 90°, 1 5/8"-12 Male JIC To O-Ring
	GR1787	-	O-Ring
26	*A11409	1	Hose Assembly, 5/8" x 170"
27	*A3291	1	Hose Assembly, 3/8" x 168"
28	G6400-12	8	Connector W/O-Ring, 1 1/16"-12 Male JIC To O-Ring
	GR1467	-	O-Ring
29	G6502-12	2	Swivel Elbow, 45°, 1 1/16"-12 Male JIC To Female
30	GA12845	1	Tank, 8 Gallon

* Hydraulic hose is not stocked by KINZE® Repair Parts, but can be made available on a special order basis. Call for quote.

PTO PUMP ASSEMBLY

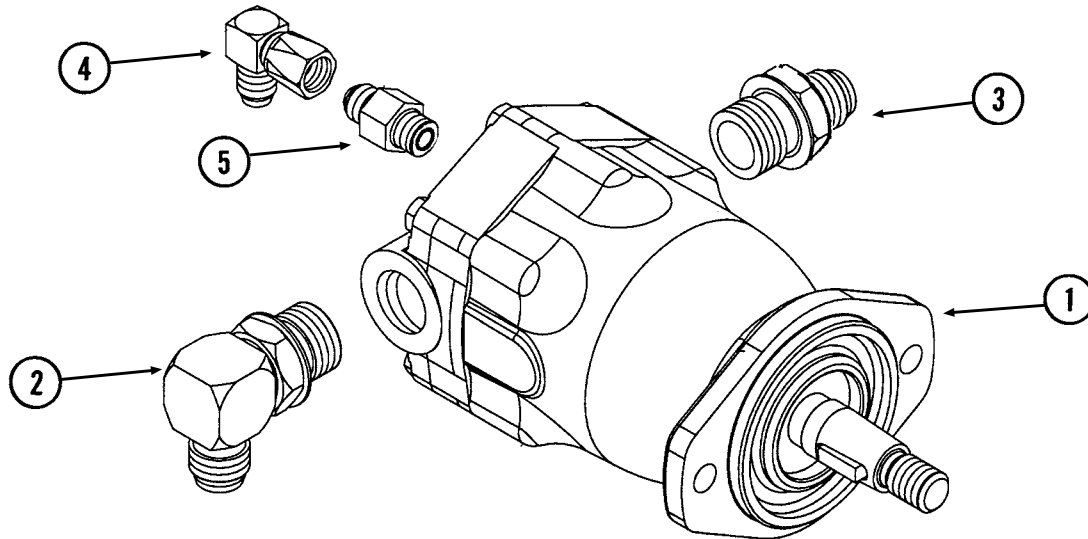
(FWD123)



ITEM	PART NO.	QTY.	DESCRIPTION
1	GA13793	1	PTO Pump
2	G6801-20	2	Elbow W/O-Ring, 90°, 1 5/8"-12 Male JIC To O-Ring
	GR1787	-	O-Ring
3	G6801-12	2	Elbow W/O-Ring, 90°, 1 1/16"-12 Male JIC To O-Ring
	GR1467	-	O-Ring
4	G11264	2	Hex Head Cap Screw, 1/2-13, Grade 8
A	GR1946	-	Seal Kit

VACUUM FAN HYDRAULIC MOTOR ASSEMBLY

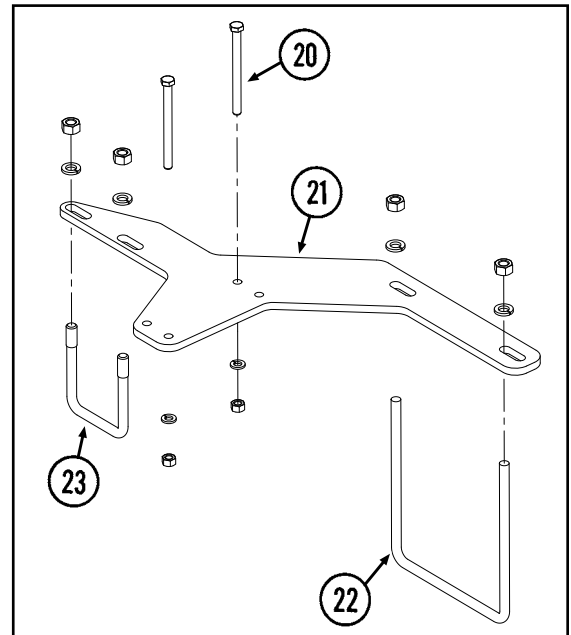
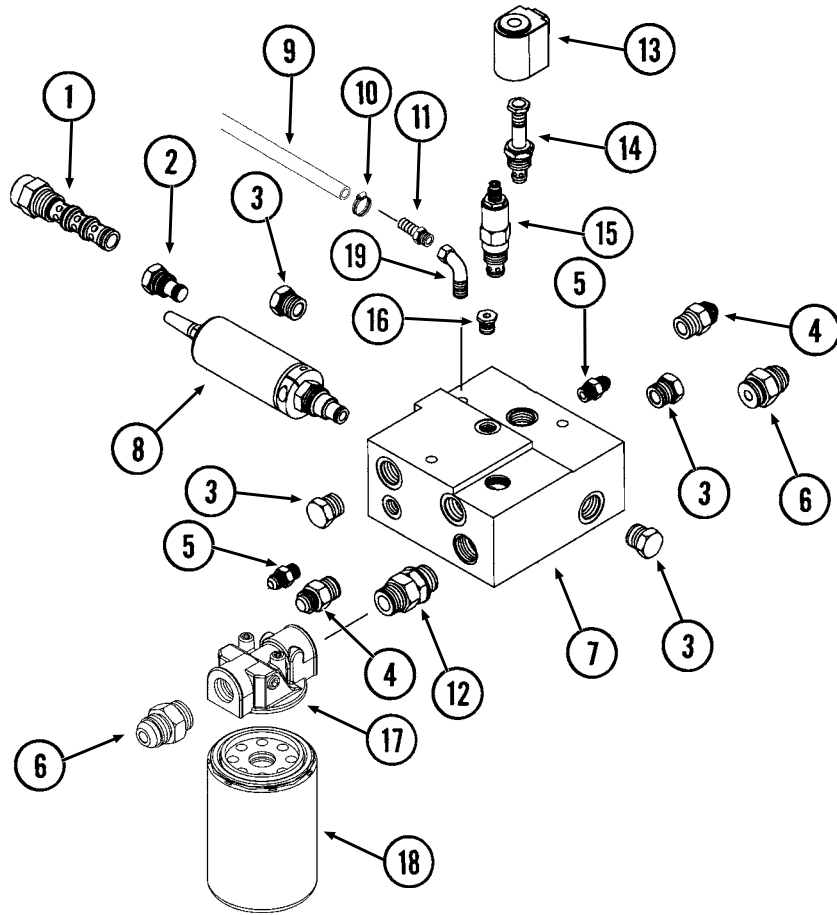
(METR21b)



ITEM	PART NO.	QTY.	DESCRIPTION
1	GA10149	1	Hydraulic Motor
	GR1734	-	Seal Kit
2	G6801-10-12	1	Elbow W/O-Ring, 90°, 7/8"-14 Male JIC To 1 1/16"-12 O-Ring
	GR1467	-	O-Ring
3	G6400-12	2	Connector W/O-Ring, 1 1/16"-12 Male JIC To O-Ring
	GR1467	-	O-Ring
4	G6500-06	1	Swivel Elbow, 90°, 9/16"-18 Male JIC To Female
5	G6400-06	1	Connector W/O-Ring, 9/16"-18 Male JIC To O-Ring
	GR1045	-	O-Ring

VACUUM FAN MOTOR VALVE BLOCK ASSEMBLY (Located On Both Sides Of Planter)

(FWD126a/IP1207)

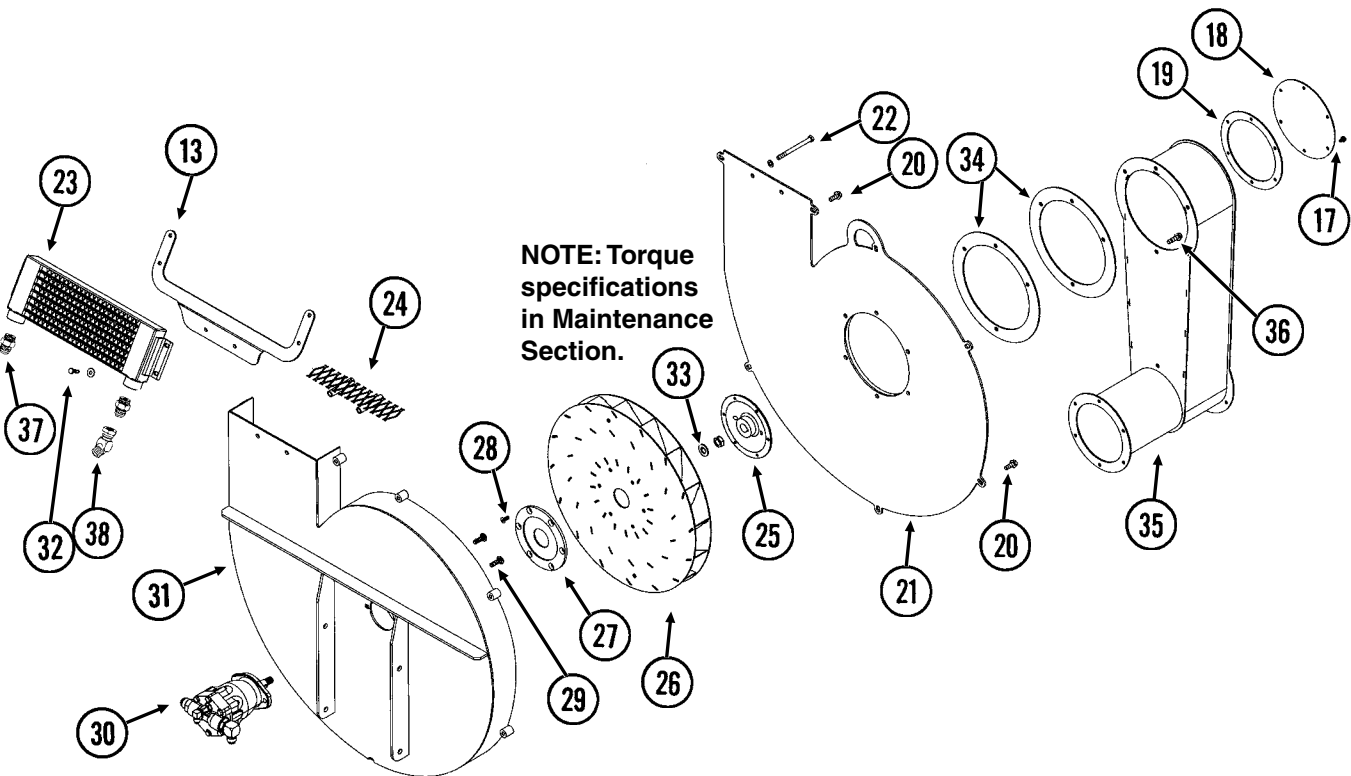
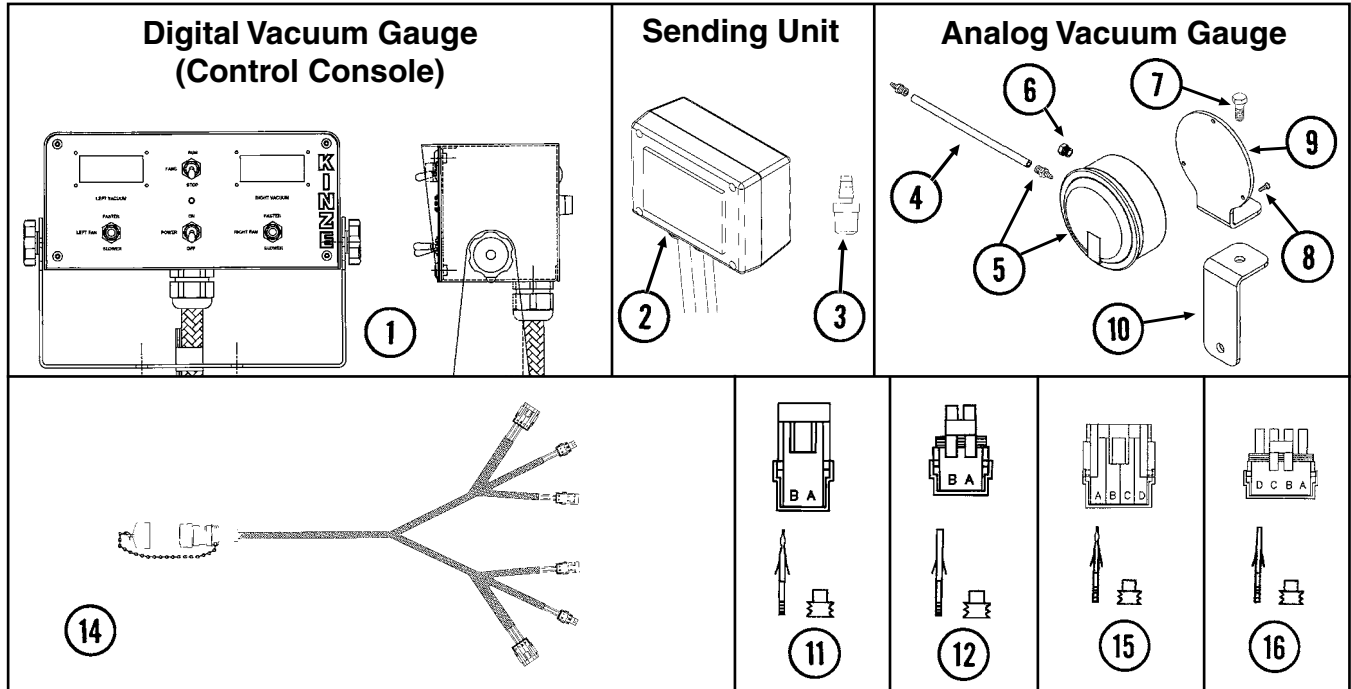


VACUUM FAN MOTOR VALVE BLOCK ASSEMBLY (Located On Both Sides Of Planter)

ITEM	PART NO.	QTY.	DESCRIPTION
1	GA11682	1	Pressure Compensating Element
2	GA11934	1	Relief Valve Cartridge
3	G6408-10	4	Plug W/O-Ring, 7/8"-14 O-Ring
	GR1466	-	O-Ring
4	G6400-10	2	Connector W/O-Ring, 7/8"-14 Male JIC To O-Ring
	GR1466	-	O-Ring
5	G6400-06	2	Connector W/O-Ring, 9/16"-18 Male JIC To O-Ring
	GR1045	-	O-Ring
6	G6400-12	2	Connector W/O-Ring, 1 1/16"-12 Male JIC To O-Ring
	GR1467	-	O-Ring
7	GD16873	1	Valve Block
8	GA11799	1	Flow Control Cartridge W/Terminals
9	GD6279-05	1	Clear Plastic Tubing, 9/16" O.D. x 60"
10	G10681	1	Hose Clamp, No. 6
11	GD11700	1	Adapter, 1/4" NPT To 3/8" Barb
12	G6403-NWO-12	1	Adjustable Union, 1 1/16"-12 O-Ring
	GR1467	-	O-Ring
13	GA11900	1	Coil W/Terminals
14	GA11680	1	Cartridge
15	GA11679	1	Relief Valve
16	G6408-H06-O	1	Hex Socket Head Plug W/O-Ring, 9/16"-18 O-Ring
	GR1045	-	O-Ring
17	GD16038	1	Filter Head
18	GD16037	1	Oil Filter, 10 Micron
19	G11260	1	Elbow, 1/4" NPT Male To Female
20	G10753	2	Hex Head Cap Screw, 3/8"-16 x 4 1/2"
	G10101	2	Hex Nut, 3/8"-16
	G10229	2	Lock Washer, 3/8"
21	GD16874	1	Manifold Block Mount
22	GD7145	1	U-Bolt, 7" x 7" x 1/2"-13
	G10228	2	Lock Washer, 1/2"
	G10102	2	Hex Nut, 1/2"-13
23	GD4743	1	U-Bolt, 3" x 3" x 1/2"-13
	G10228	2	Lock Washer, 1/2"
	G10102	2	Hex Nut, 1/2"-13

VACUUM GAUGES, CONTROL CONSOLE, AND VACUUM FAN ASSEMBLY WITH OIL COOLER

(A11692/A11156/GR1736/A10765/A11158/A11699/A7856/A11155/A8329/FWD127)

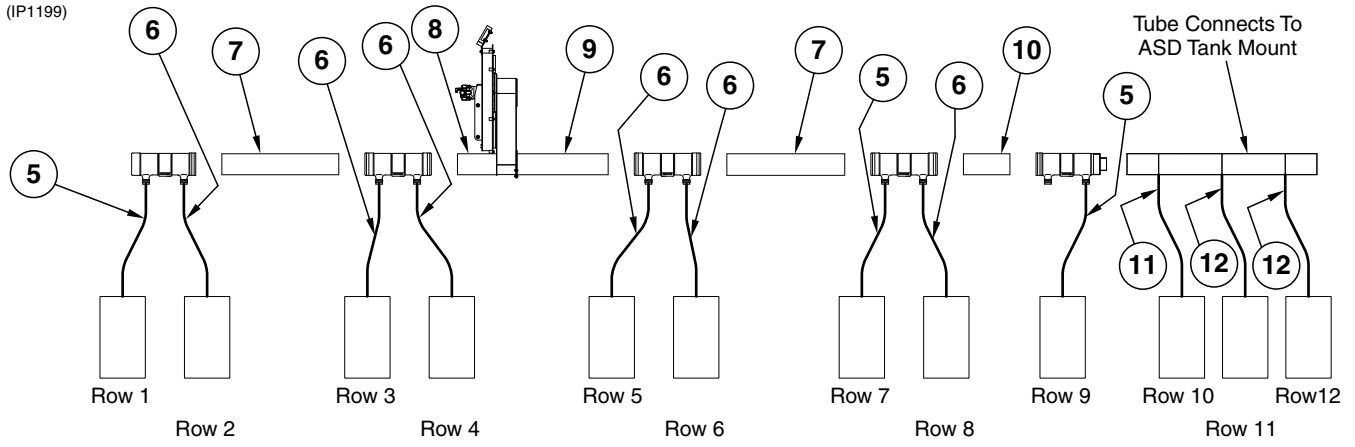


VACUUM GAUGES, CONTROL CONSOLE AND VACUUM FAN ASSEMBLY WITH OIL COOLER

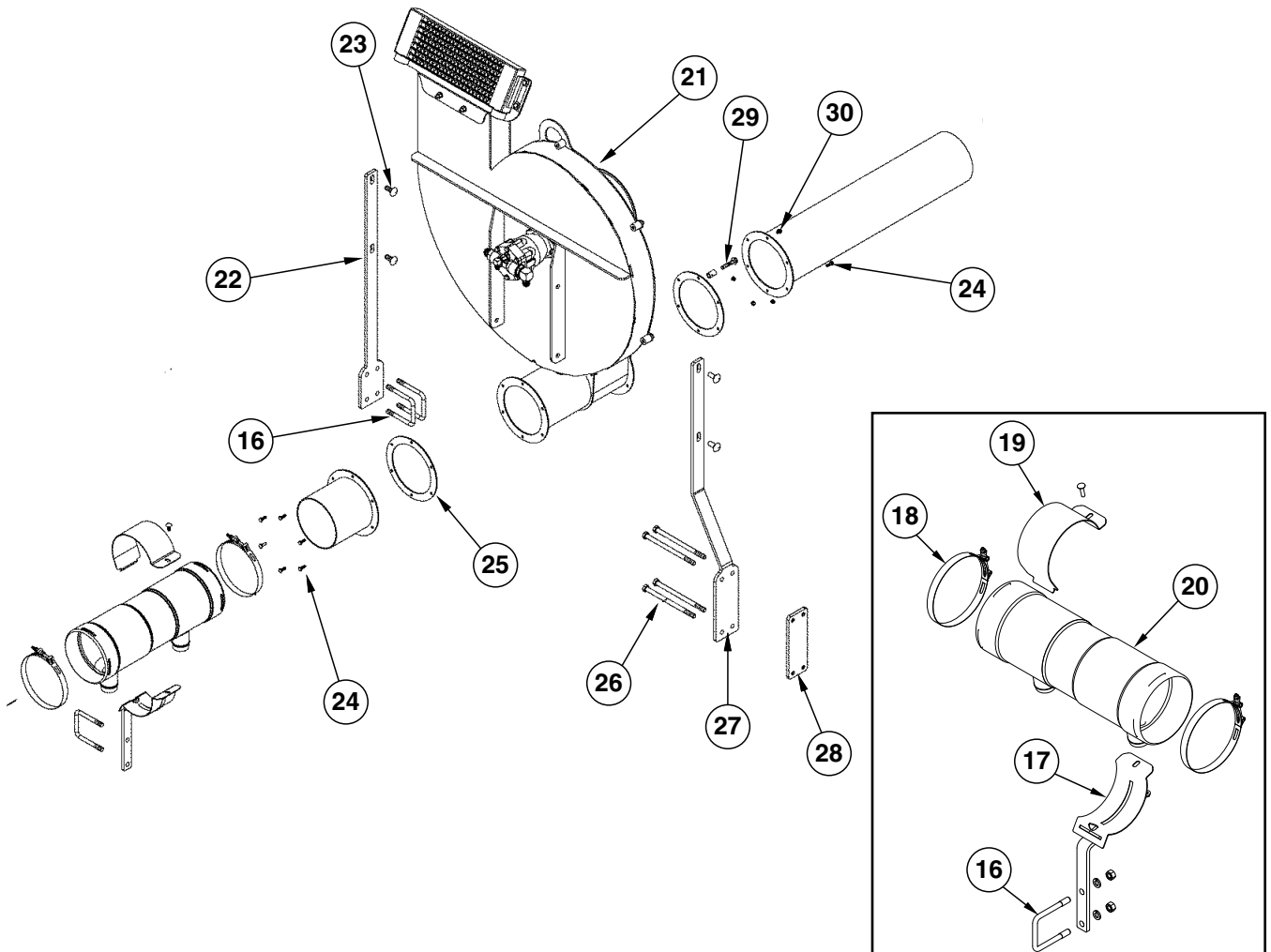
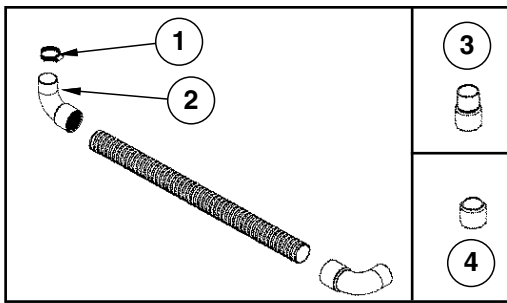
ITEM	PART NO.	QTY. (Per Assy.)	DESCRIPTION
1	G8081X	1	Backlit Control Console Assembly W/Mounting Brackets, Harness W/Dust Cap And Power Cable
	GD14640	-	Mounting Bracket
	GA6975	-	Knob
	GD2829	-	Fuse, 15 Amp, Type AGC
2	GA11156	1	Sending Unit W/1/4" Tubing And Harness
	GD16324-01	-	Clear Plastic Tubing, 1/4" x 45"
	GA9964	-	Strain Relief
3	GR1736	1	Hose Barb, 1/8" Male NPT To Barb
4	GD15849-02	1	Clear Plastic Tubing, 5/16" O.D. x 120"
5	GA10765	1	Analog Vacuum Gauge W/Hose Barb
	GR1777	-	Hose Barb, 1/8" Male NPT To 3/16" Barb
6	GA10799	1	Breather, 1/8" Male NPT
7	G10001	1	Hex Head Cap Screw, 3/8"-16 x 1"
	G10210	1	Washer, 3/8" USS
	G10108	1	Lock Nut, 3/8"-16
8	G11138	3	Hex Socket Head Cap Screw, No. 6-32 x 1/2", Grade 8
9	GD15804	1	Mount
10	GD15803	1	Support
11	G1K321	-	2-Pin Female Connector Kit (Black), Includes: (3) 2-Pin Female Housings, (6) Pin Contacts, (6) Seals
12	G1K320	-	2-Pin Male Connector Kit (Black), Includes: (3) 2-Pin Male Housings, (6) Socket Contacts, (6) Seals
13	GD16608	1	Bracket
14	GA11689	1	Harness, 432"
15	GA8328	-	4-Pin Female Connector Kit, Includes: (1) 4-Pin Female Housing, (4) Seals, (4) Pin Contacts
16	GA8329	-	4-Pin Male Connector Kit, Includes: (1) 4-Pin Male Housing, (4) Seals, (4) Sockets
17	G11166	6	Whiz Lock Bolt, 1/4"-20 x 3/4"
18	GD16840	1	Cover
19	GD16991	1	Cover Gasket, 1/8" x 8 3/8" (6 1/2" I.D.)
20	G11124	7	Whiz Lock Bolt, 3/8"-18 x 1"
21	GA10752	1	Cover
22	G10753	2	Hex Head Cap Screw, 3/8"-16 x 4 1/2"
	G10203	2	Washer, 3/8" SAE
	G10108	2	Lock Nut, 3/8"-16
23	GA10917	1	Oil Cooler
24	GA11987	2	Screen
25	GD15790	1	Hub
26	GA10635	1	Impeller
27	GD15789	1	Backing Plate
28	G11133	6	Hex Socket Head Cap Screw, 5/16"-18 x 3/4", Grade 8
29	G10599	2	Carriage Bolt, 3/8"-16 x 1 1/4"
	G10229	2	Lock Washer, 3/8"
	G10101	2	Hex Nut, 3/8"-16
30	---	-	See "Vacuum Fan Hydraulic Motor Assembly", Page P47
31	GA10148	1	Shroud
32	G10019	4	Hex Head Cap Screw, 5/16"-18 x 1"
	G10219	4	Washer, 5/16" USS
	G10109	4	Lock Nut, 5/16"-18, Grade B
33	G10205	1	Washer, 5/8" SAE
	G10499	1	Hex Jam Nut, 5/8"-18, Grade 2
34	GD16992	2	Gasket, 1/8" x 11 7/8"
35	GA11651	1	Outlet
36	G11204	4	Hex Head Cap Screw, 3/8"-16 x 1 1/4"
37	G6400-12	2	Connector W/O-Ring, 1 1/16"-12 Male JIC To O-Ring
	GR1467	-	O-Ring
38	G6502-12	1	Swivel Elbow, 45°, 1 1/16"-12 Male JIC To Female
A	GA11757	-	Vacuum Fan Assembly (Items 13, 20-31 And 33)

MANIFOLDS AND DISTRIBUTION HOSES

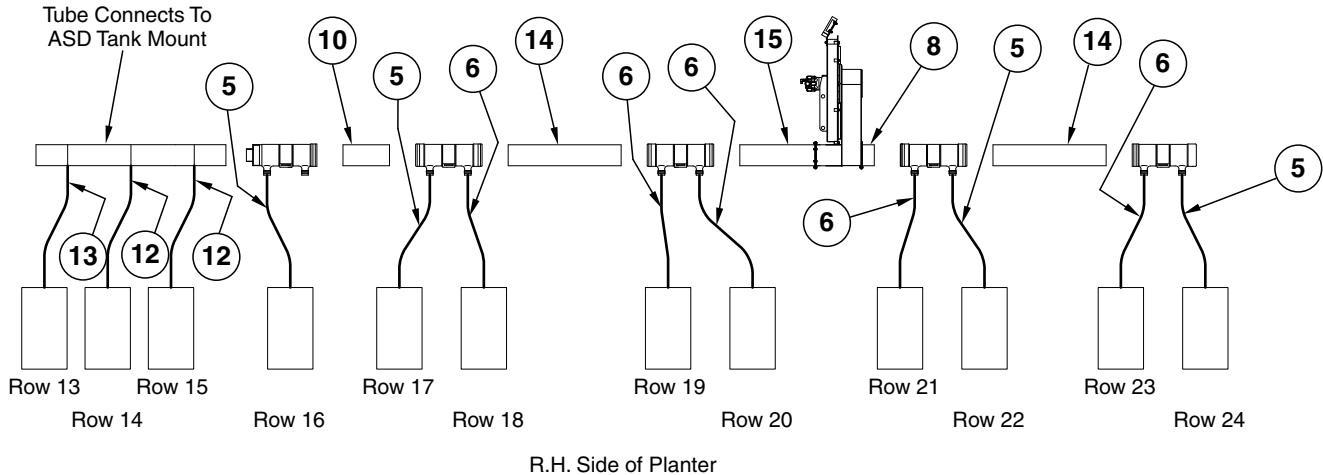
(IP1199)



L.H. Side of Planter



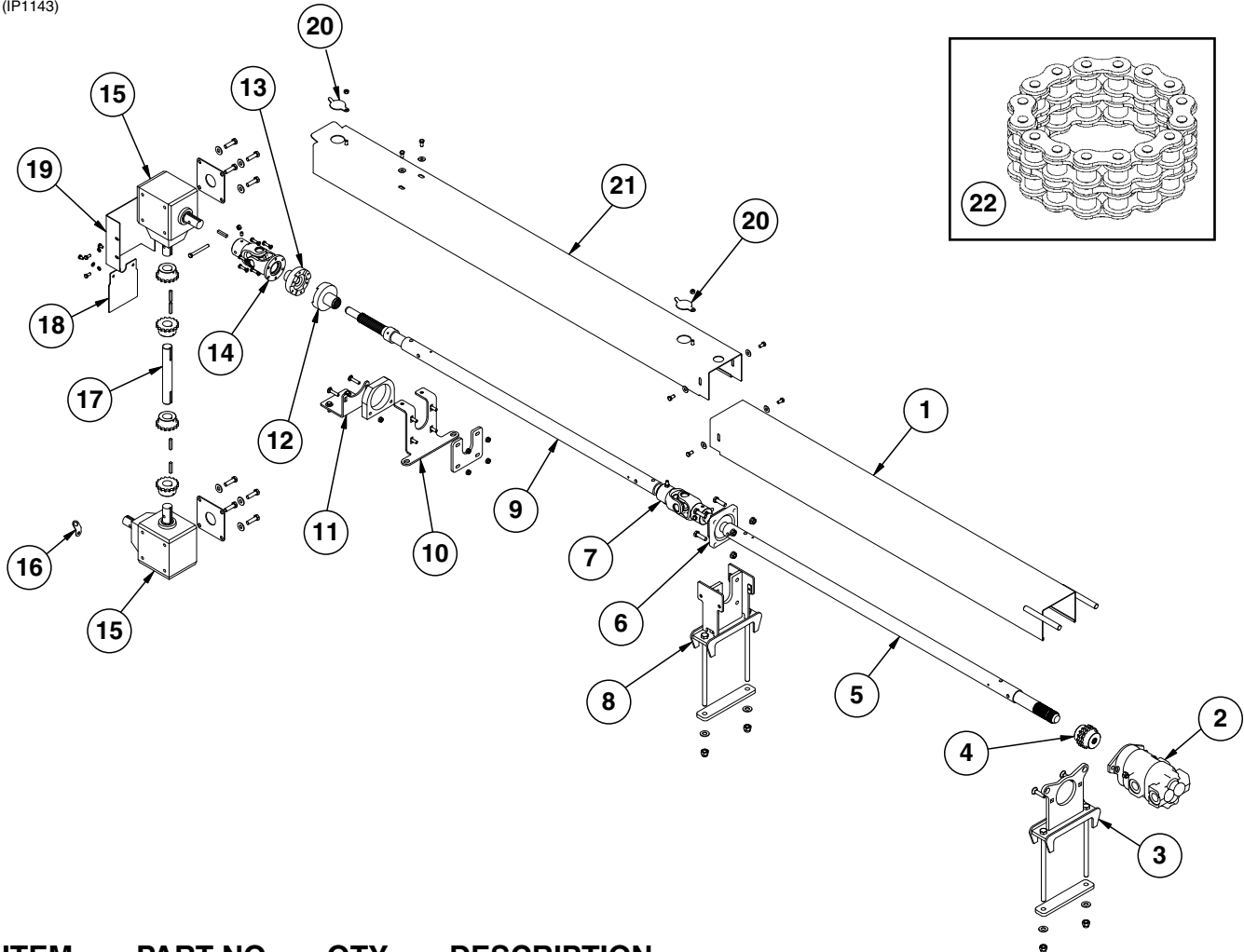
MANIFOLDS AND DISTRIBUTION HOSES



ITEM	PART NO.	QTY.	DESCRIPTION
1	G10676	24	Hose Clamp, No. 36, Stainless Steel
2	GD14626	32	Elbow, 90°, 2"
3	GD14627	16	Coupler, 2"
4	G11147	-	Cap, 2"
5	GD15792-06	7	Hose, 2" x 42"
6	GD15792-12	11	Hose, 2" x 44"
7	GD15856-07	2	Pipe, 6" x 42"
8	GA11653	2	Manifold Flange, 6"
9	GA11655	1	Manifold Flange, 31"
10	GD15856-02	2	Pipe, 6" x 20"
11	GD15792-03	1	Hose, 2" x 28"
12	GD15792-19	4	Hose, 2" x 26"
13	GD15792-05	1	Hose, 2" x 38"
14	GD15856-06	2	Pipe, 6" x 40 1/2"
15	GA11654	1	Manifold Flange, 26"
16	GD4743	1	U-Bolt, 3" x 3" x 1/2"-13
	G10228	2	Lock Washer, 1/2"
	G10102	2	Hex Nut, 1/2"-13
17	GA11656	1	Support
18	G11145	2	T-Bolt Clamp, 7"
19	GD15854	1	Clamp
	G10620	1	Serrated Flange Nut, 5/16"-18
	G10338	1	Carriage Bolt, 5/16"-18 x 1 1/4"
20	GD15799	1	Manifold, 21" (Open Both Ends)
21	---	-	See "Vacuum Gauges, Control Console And Vacuum Fan Assembly With Oil Cooler", Pages P50 And P51
22	GD16844	-	Support
23	G10574	-	Carriage Bolt, 1/2"-13 x 1 1/4"
	G10071	-	Serrated Flange Nut, 1/2"-13
24	G10023	-	Hex Head Cap Screw, 1/4"-20 x 3/4"
	G10110	-	Lock Nut, 1/4"-20, Grade B
25	GD16842	4	Manifold Gasket, 1/8" x 8 3/8" (6 5/8" I.D.)
26	G11200	8	Hex Head Cap Screw, 1/2"-13 x 8"
27	GD16845	2	Support
28	GD16843	2	Tap Block
29	G11199	2	Whiz Lock Bolt, 3/8"-16 x 2"
	GD8893-07	2	Sleeve, 1" Long
30	G11166	-	Whiz Lock Bolt, 1/4"-20 x 3/4"

PTO ASSEMBLY ON HITCH

(IP1143)



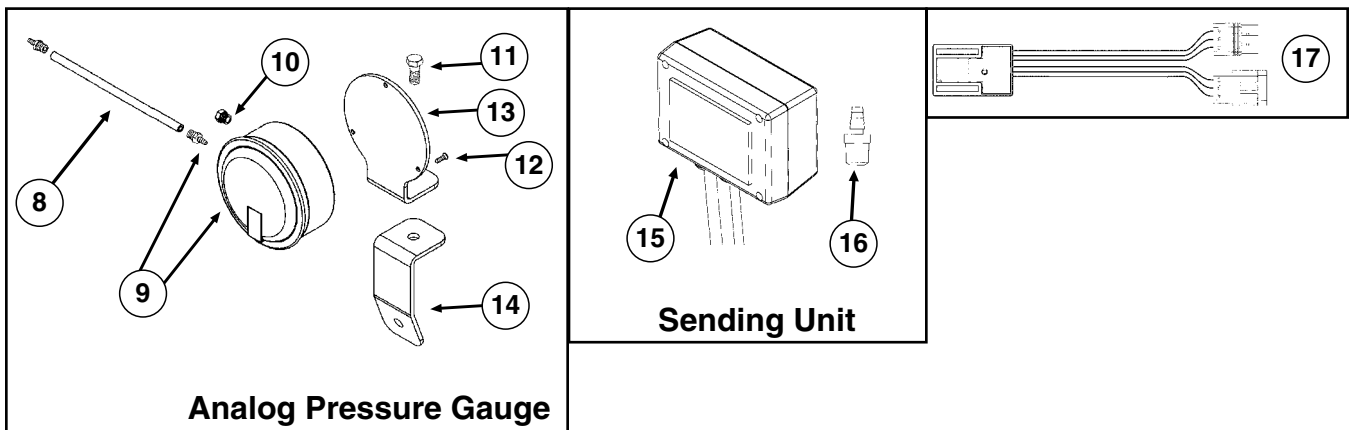
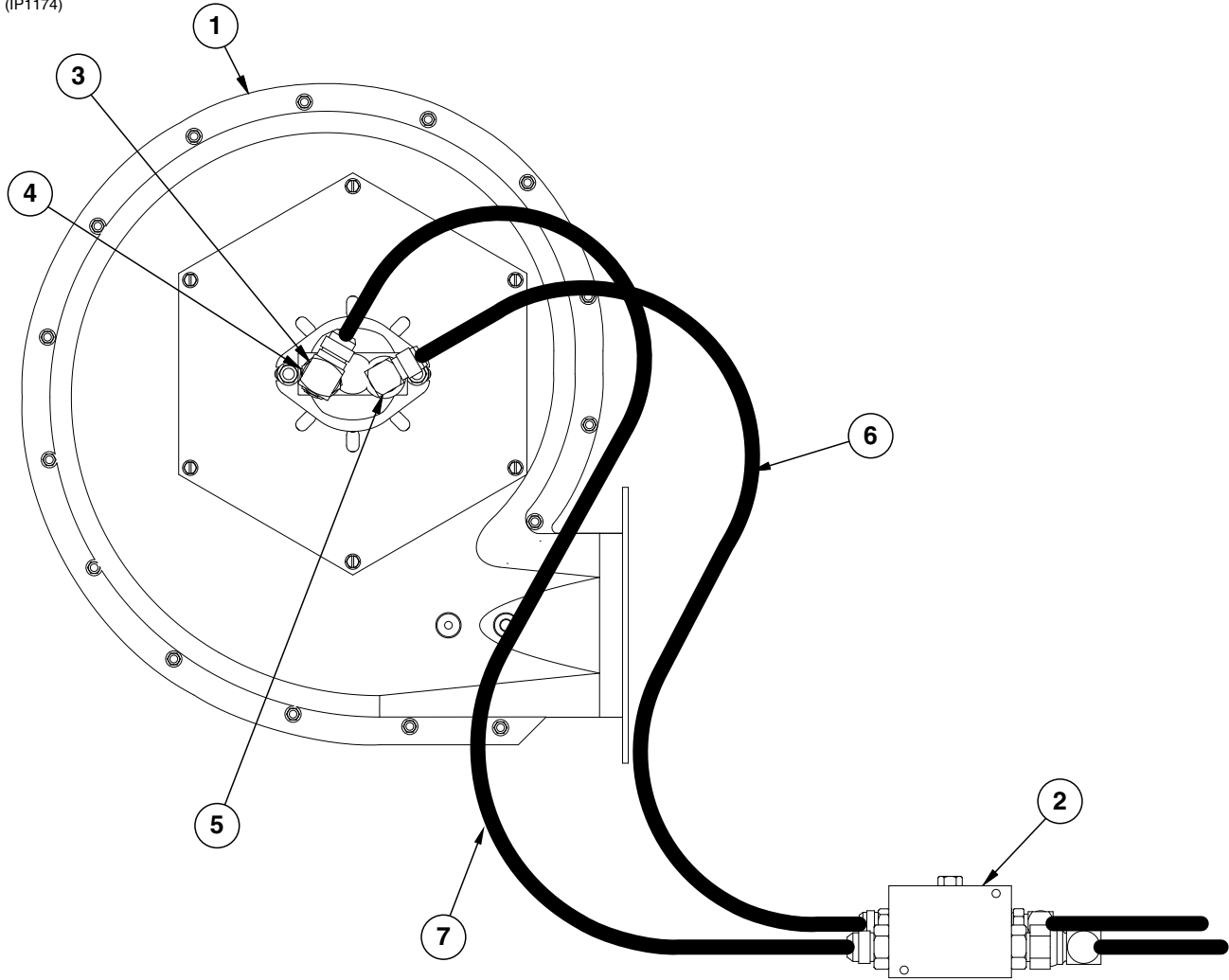
ITEM	PART NO.	QTY.	DESCRIPTION
1	GA12819	1	Rear Shaft Cover
	G10002	2	Hex Head Cap Screw, 3/8"-16 x 3/4"
	G10210	2	Washer, 3/8" USS
2	---	-	See "PTO Pump Assembly", Pages P46
	G10747	2	Carriage Bolt, 1/2"-13 x 2"
	G10206	2	Washer, 1/2" SAE
	G10111	2	Lock Nut, 1/2"-13
3	GA14103	1	Pump Mount
	G10107	2	Lock Nut, 5/8"-11
	GD18279	1	Plate
	GD7805	2	Special Washer, 5/8", Hardened
	G11122	2	Hex Head Cap Screw, 5/8"-11 x 12"
4	GA14104	1	PTO Chain Coupling
	GD19221	1	Coupling Half, 7/8"-13
	GD20047	1	Coupling Half, 1 3/4"-20
	GD20046	1	Pad
5	GA12850	1	Rear PTO Shaft
6	GA0450	1	Bearing W/Lock Collar And Set Screw, 1 1/2"
	GR0266	-	Lock Collar ("FAFNIR" Stamped On Bearing)
	G10039	4	Hex Head Cap Screw, 1/2"-13 x 1 3/4"
	G10071	4	Serrated Flange Nut, 1/2"-13
7	GA12863	1	PTO Knuckle Assembly
	G10120	2	Hex Socket Set Screw, 3/8"-16 x 1/2"

PTO ASSEMBLY ON HITCH

ITEM	PART NO.	QTY.	DESCRIPTION
	G10108	2	Lock Nut, 3/8"-16
	G10061	2	Hex Head Cap Screw, 3/8"-16 x 3 1/2"
	GD13226-02	2	Key, 5/16" Square x 1 3/4"
8	GA12844	1	Bearing Mount
	G10107	2	Lock Nut, 5/8"-11
	GD18279	1	Lower Mount Plate
	GD7805	2	Special Washer, 5/8", Hardened
	G11122	2	Hex Head Cap Screw, 5/8"-11 x 12"
9	GA12849	1	Front PTO Shaft
	GD18324	1	Lock Sleeve
10	GA12851	1	Shaft Guide Mount
	GD18321	1	Pad
	G10599	4	Carriage Bolt, 3/8"-16 x 1 1/4"
	G10622	4	Serrated Flange Nut, 3/8"-16
11	GD18320	1	Mount
	GD18319	1	Guide Pad
	G11134	2	Carriage Bolt, 3/8"-16 x 1 3/4"
	G10622	2	Serrated Flange Nut, 3/8"-16
	G10004	2	Hex Head Cap Screw, 3/8"-16 x 1 1/4"
	G10210	2	Washer, 3/8" USS
12	GD18191	1	Coupler
13	GA13546	1	Coupler Assembly
14	GA12864	1	PTO Knuckle Assembly
	G10232	6	Lock Washer, 5/16"
	G10120	1	Hex Socket Set Screw, 3/8"-16 x 1/2"
	G10108	1	Lock Nut, 3/8"-16
	G10061	1	Hex Head Cap Screw, 3/8"-16 x 3 1/2"
	G10019	6	Hex Head Cap Screw, 5/16"-18 x 1"
	GD13226-02	1	Key, 5/16" Square x 1 3/4"
15	GA12818	2	PTO Gearbox
	GD18307	2	Shim
	G10039	8	Hex Head Cap Screw, 1/2"-13 x 1 3/4"
	G10216	8	Washer, 1/2" USS
16	GD19178	1	PTO Chain Tab
17	GD18317	1	Front PTO Shaft
	GD18318	4	Coupling
	GD13226-02	4	Key, 5/16" Square x 1 3/4"
18	GD18308	1	Lower Front PTO Cover
	G10054	2	Hex Head Cap Screw, 5/16"-18 x 1/2"
	G10232	2	Lock Washer, 5/16"
19	GD18309	1	Upper Front PTO Cover
	G10043	4	Hex Head Cap Screw, 5/16"-18 x 3/4"
	G10232	4	Lock Washer, 5/16"
20	GD18194	2	Door
	G11286	2	Hex Socket Button Head Cap Screw, 3/8"-16 x 3/4", Grade 8
	G10901	2	Lock Nut W/Nylon Insert, 3/8"-16
21	GD18193	1	Front PTO Shaft Cover
	G10002	4	Hex Head Cap Screw, 3/8"-16 x 3/4"
	G10210	4	Washer, 3/8" USS
22	GA13258	3	Special Chain

ASD FAN ASSEMBLY / HYDRAULIC COMPONENTS

(IP1174)



ASD FAN ASSEMBLY / HYDRAULIC COMPONENTS

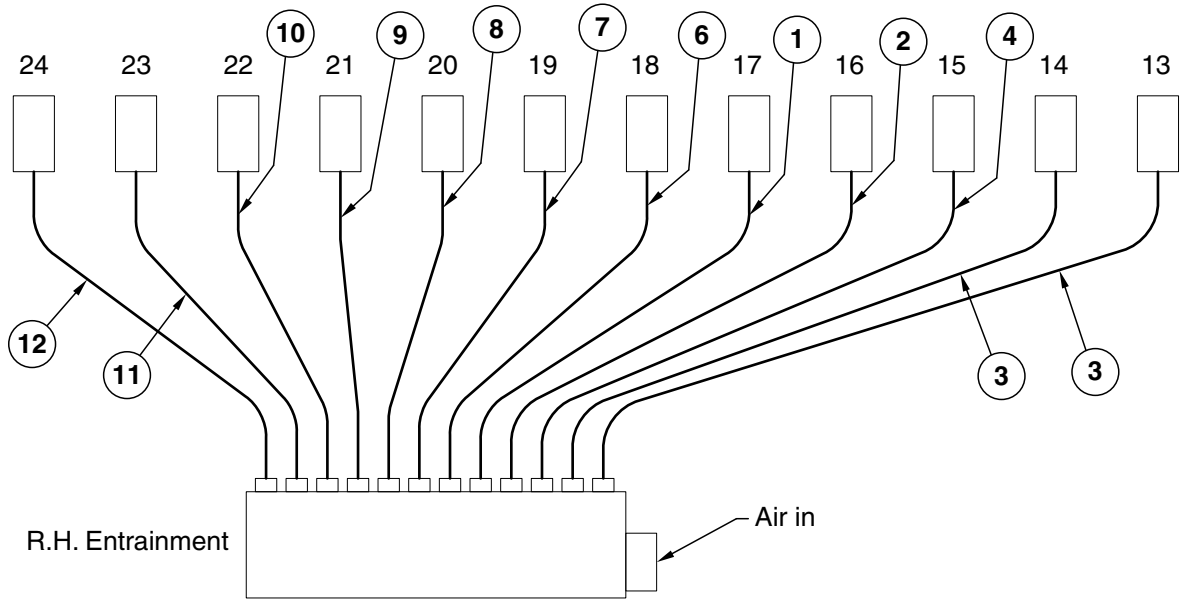
ITEM	PART NO.	QTY.	DESCRIPTION
1	GA13317	1	ASD Fan, Flanged
	GR1938	1	ASD Fan Motor
2	---	-	See "ASD Valve Block", Pages P62 and P63
3	G6500-12	1	Swivel Elbow, 90°, 1 1/16"-12 Male JIC To Female
4	G6400-12-10	1	Connector, 1 1/16"- 12 Male JIC to 7/8"-14 O-Ring
5	G6801-10	1	Elbow W/O-Ring, 90°, 7/8"-14 Male JIC To O-Ring
6	*A1424	1	Hose Assembly, 1/2" x 30"
7	*A3353	1	Hose Assembly, 3/4" x 33"
8	GD15849-02	1	Clear Plastic Tubing, 5/16" O.D. x 3/16" I.D. x 120"
9	GA10765	1	Analog Vacuum Gauge W/Hose Barb
	GR1777	-	Hose Barb, 1/8" Male NPT To 3/16" Barb
10	GA10799	1	Breather, 1/8" Male NPT
11	G10001	1	Hex Head Cap Screw, 3/8"-16 x 1"
	G10108	1	Lock Nut, 3/8"-16
12	G11215	3	Hex Socket Head Cap Screw, No. 6-32 x 3/8", Grade 8
13	GD15804	1	Mount
14	GD15945	1	Support
15	GA14116	1	Sending Unit W/1/4" Tubing And Harness
	GD16324-01	-	Tubing, 1/4" x 45"
	GA9964	-	Strain Relief
16	GR1736	1	Hose Barb, 1/8" Male NPT To Barb
17	GA12812	1	Hall Effect Adapter
A	GR1942	-	ASD Fan Motor Seal Kit

* Hydraulic hose is not stocked by KINZE® Repair Parts, but can be made available on a special order basis. Call for quote.

ASD HOSES, 24 ROW

(IP1145)

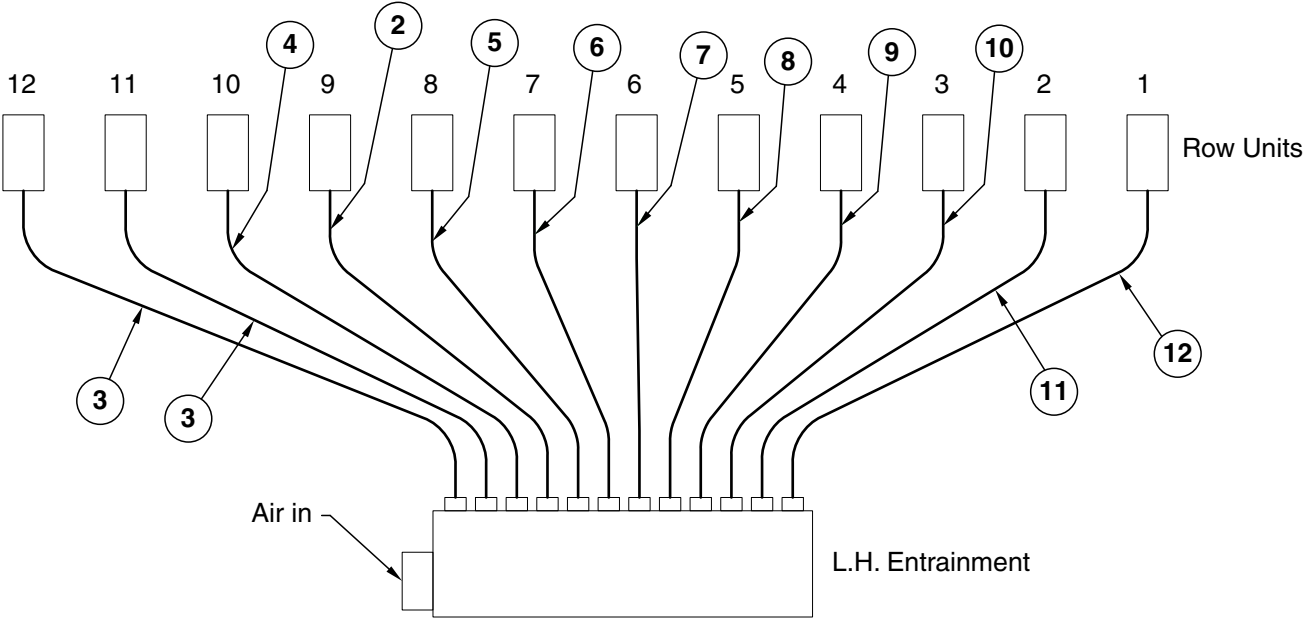
R.H. Rear of Machine



ITEM	PART NO.	QTY.	DESCRIPTION
1	GA13800	1	Hose Assembly, 1 1/4" x 218"
2	GA13802	2	Hose Assembly, 1 1/4" x 161"
3	GA13806	4	Hose Assembly, 1 1/4" x 62"
4	GA13807	2	Hose Assembly, 1 1/4" x 82"
5	GA13809	1	Hose Assembly, 1 1/4" x 205"
6	GA13810	2	Hose Assembly, 1 1/4" x 225"
7	GA13811	2	Hose Assembly, 1 1/4" x 260"
8	GA13812	2	Hose Assembly, 1 1/4" x 294"
9	GA13813	2	Hose Assembly, 1 1/4" x 326"
10	GA13814	2	Hose Assembly, 1 1/4" x 357"
11	GA13815	2	Hose Assembly, 1 1/4" x 388"
12	GA13816	2	Hose Assembly, 1 1/4" x 422"

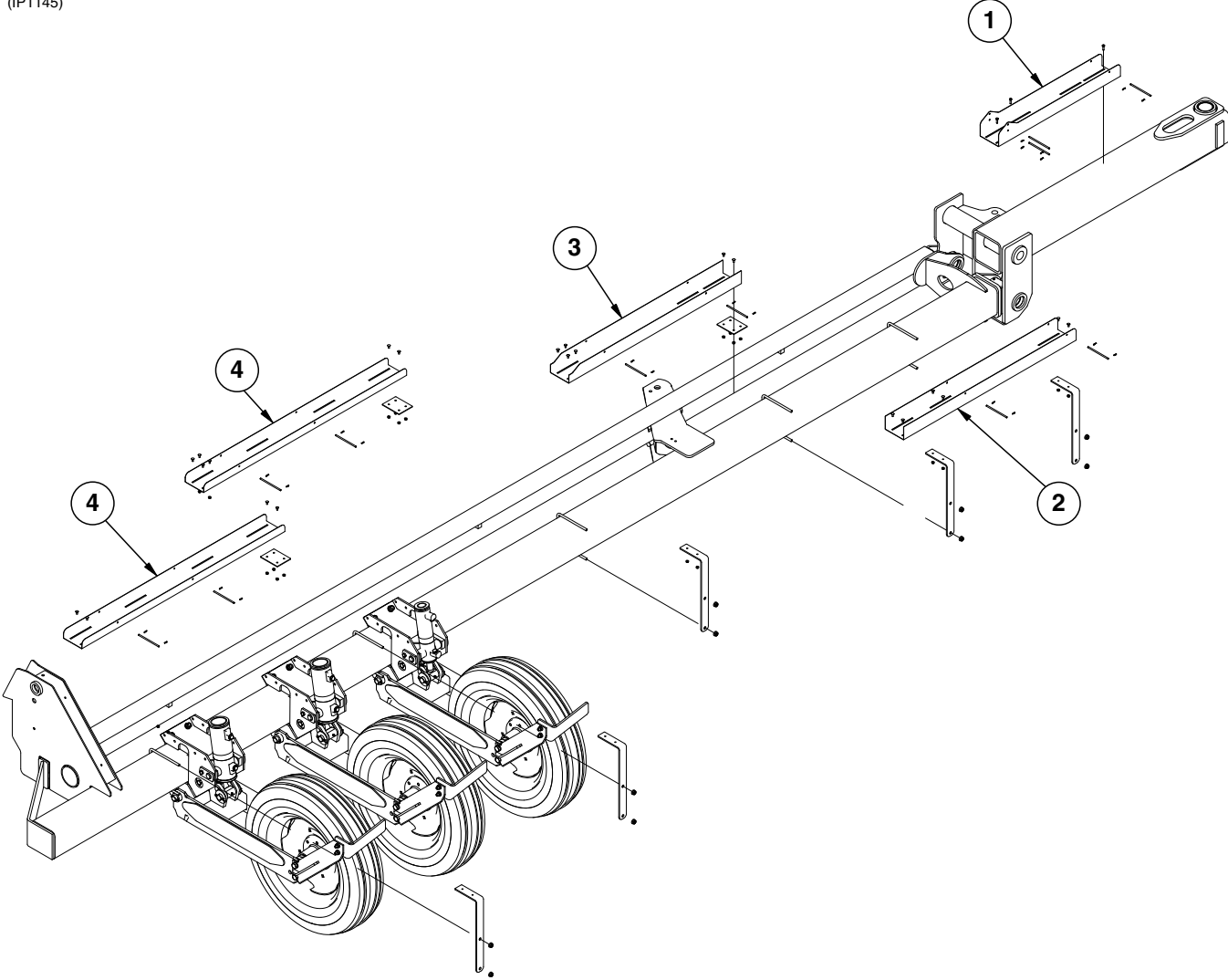
ASD HOSES, 24 ROW

L.H. Rear of Machine



ASD HOSE TRAYS

(IP1145)

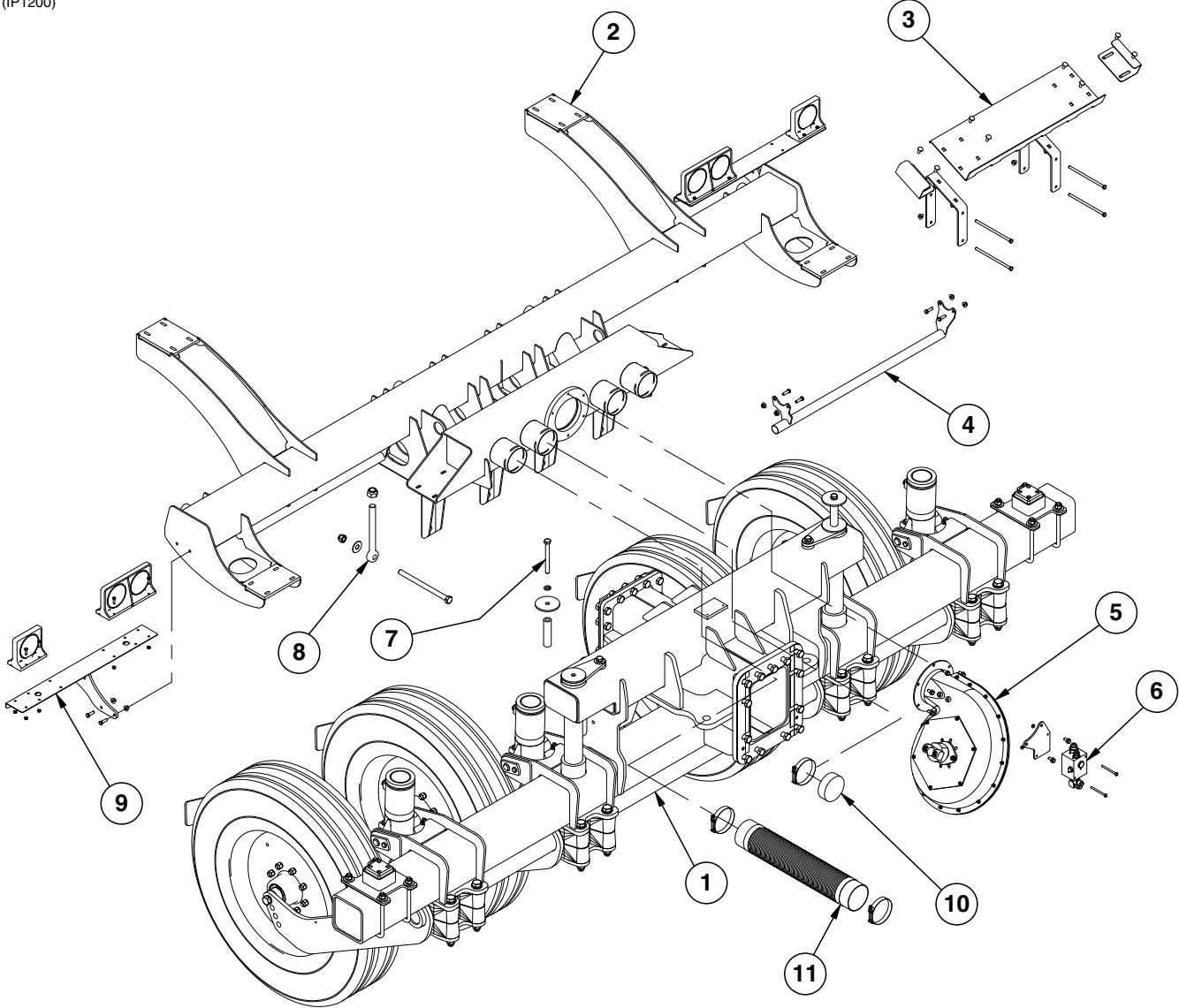


ASD HOSE TRAYS

ITEM	PART NO.	QTY.	DESCRIPTION
1	GD20054	1	ASD Tray, 36"
	G10064	3	Hex Head Cap Screw, 1/4"-20 x 1"
	GD20227	3	Pin, 1/4" Diameter x 6"
	G10669	6	Hair Pin Clip, No. 22
2	GD20055	1	ASD Tray, 51"
	GD20052	2	Tray Mount
	GD7145	2	U-Bolt, 7" x 7" x 1/2"-13
	G10071	4	Serrated Flange Nut, 1/2"-13
	GD20227	2	Pin, 1/4" Diameter x 6"
	G10669	4	Hair Pin Clip, No. 22
	G10621	4	Serrated Flange Nut, 1/4"-20
	G10309	4	Carriage Bolt, 1/4"-20 x 5/8", Grade 5
	3	GD20056	1
GD20052		1	Tray Mount
GD7145		1	U-Bolt, 7" x 7" x 1/2"-13
G10071		2	Serrated Flange Nut, 1/2"-13
GD20051		1	Spacer, 4" x 5"
G10621		8	Serrated Flange Nut, 1/4"-20
G10309		8	Carriage Bolt, 1/4"-20 x 5/8", Grade 5
GD20227		2	Pin, 1/4" Diameter x 6"
G10669		4	Hair Pin Clip, No. 22
4	GD20057	2	ASD Tray, 60"
	GD20052	1	Tray Mount
	GD7145	1	U-Bolt, 7" x 7" x 1/2"-13
	G10071	2	Serrated Flange Nut, 1/2"-13
	GD20227	4	Pin, 1/4" Diameter x 6"
	G10669	8	Hair Pin Clip, No. 22
	GD20051	2	Spacer, 4" x 5"
	G10621	10	Serrated Flange Nut, 1/4"-20
	G10309	10	Carriage Bolt, 1/4"-20 x 5/8", Grade 5

ASD TANK MOUNT

(IP1200)



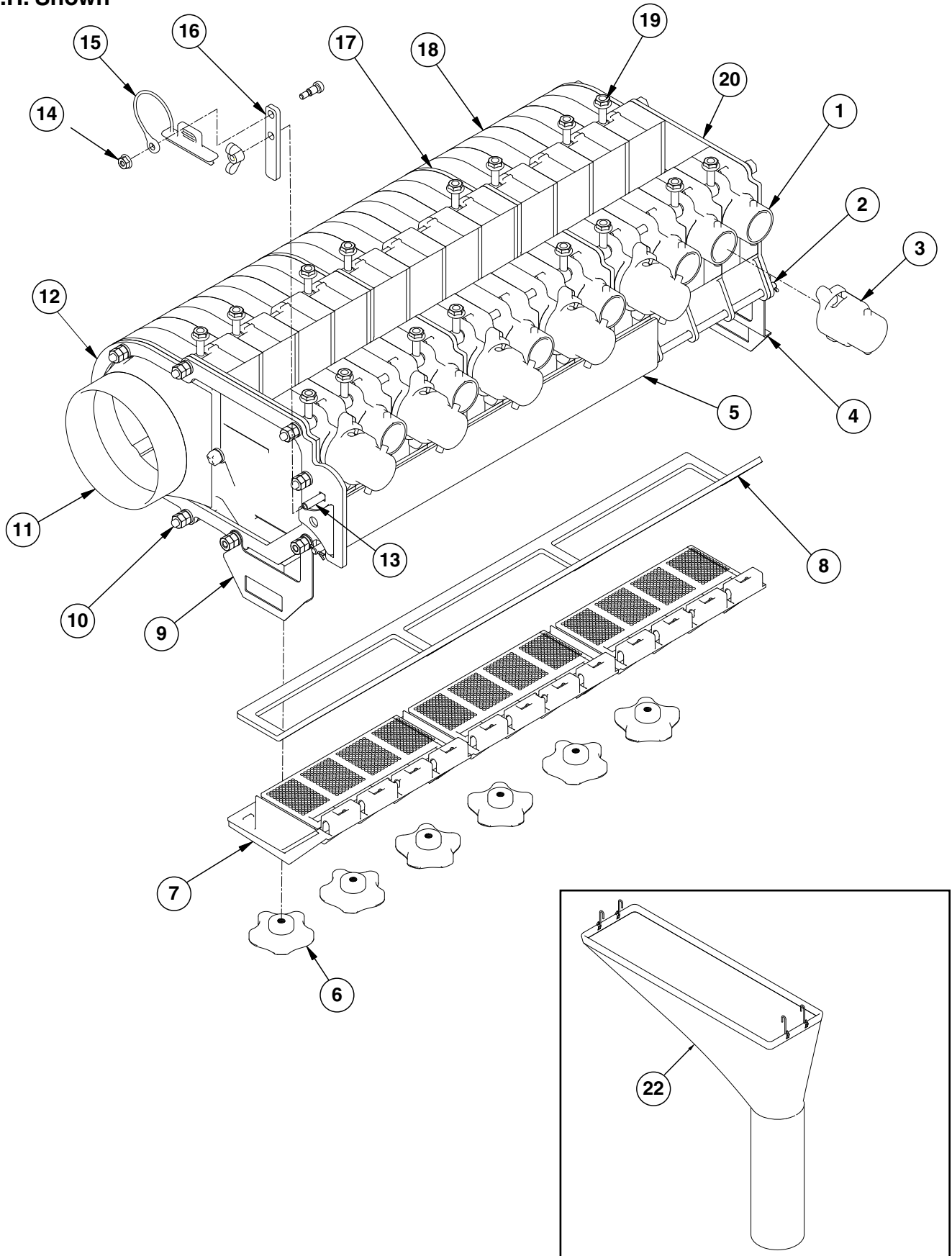
ASD TANK MOUNT

ITEM	PART NO.	QTY.	DESCRIPTION
1	---	-	See "Center Toolbar / Rear H-Frame Assembly", Pages P80 and P81
2	GA14063	1	Tank Frame
3	GD20194	1	Clean Out Chute Plate
	GD20196	2	Clean Out Chute Clip
	GD20195	2	Mounting Bracket
	G10686	4	Hex Head Cap Screw, 3/8"-16 x 8"
	G10305	8	Carriage Bolt, 3/8"-16 x 1"
	G11091	12	Serrated Flange Nut, 3/8"-16
4	GA14110	2	Hose Hanger
	G10004	8	Hex Head Cap Screw, 3/8"-16 x 1 1/4"
	G11091	8	Serrated Flange Nut, 3/8"-16
5	GA13317	1	ASD Fan, Flanged
	G11123	6	Whiz Lock Bolt, 3/8"-16 x 3/4"
6	GA13421	1	ASD Fan Block
	GD20068	1	Hydraulic Block Mount
	G10621	2	Serrated Flange Nut, 1/4"-20
	G10162	2	Hex Head Cap Screw, 1/4"-20 x 3 1/4"
7	G10068	2	Hex Head Cap Screw, 5/8"-11 x 6"
	G10230	2	Lock Washer, 5/8"
	GD7817-19	2	Sleeve, 1 1/4" O.D. x 5"
	GD15046	2	Washer, 2 1/32" I.D. x 4" O.D. x 1/4"
8	GD15283	4	Eyebolt, 1"-14 x 10"
	G11108	4	Lock Nut, 1"-14
	G10541	4	Hex Head Cap Screw, 3/4"-10 x 11"
	G10218	4	Washer, 3/4" USS
	G10112	4	Lock Nut, 3/4"-10
9	GA14051	2	Light Bracket
	GA10576	2	Single Amber Light Assembly
	GA10572	1	Double Light Assembly
	GR1733	-	Red Lens
	GR1731	-	Amber Lens
	GR1732	-	Cover
	GR1208	-	Bulb
	GA10571	1	Double Light Assembly
	GR1733	-	Red Lens
	GR1731	-	Amber Lens
	GR1732	-	Cover
	GR1208	-	Bulb
	G10064	16	Hex Head Cap Screw, 1/4"-20 x 1"
	G10621	16	Serrated Flange Nut, 1/4"-20
	G10004	4	Hex Head Cap Screw, 3/8"-16 x 1 1/4"
	G11091	4	Serrated Flange Nut, 3/8"-16
10	G11363	2	Cap, 4 1/2"
	G11360	2	T-Bolt Hose Clamp, 4 1/2"
11	GD19659-02	2	Hose, 4 1/2" x 26"
	G11360	4	T-Bolt Hose Clamp, 4 1/2"

ASD ENTRAINER ASSEMBLY

(IP1124a)

R.H. Shown

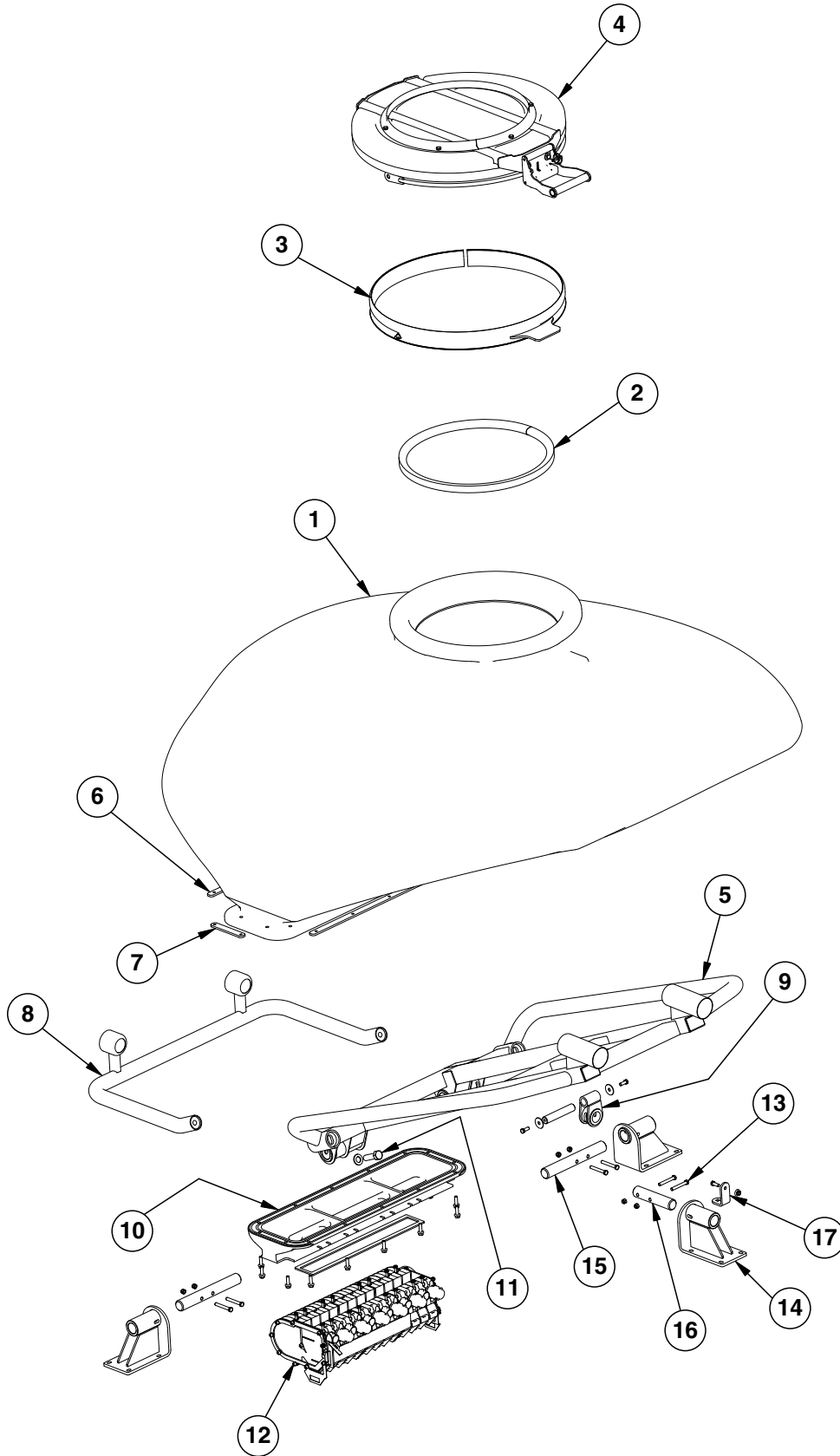


ASD ENTRAINER ASSEMBLY

ITEM	PART NO.	QTY.	DESCRIPTION
1	GB0433	3	ASD Seed Entrainer Door Section
2	GD19854	1	ASD Cleanout Door Hinge Rod
2	G10455	2	Cotter Pin, 1/16" x 1/2"
3	GB0431	6	ASD Small Cap (If Applicable)
	GD19508	6	Small O-Ring
4	GD19698	1	ASD Chute Hanger, R.H.
5	GD19634	1	ASD Shutoff Door Plug
6	GD19628	6	Knob
	GD19864	6	Eye Bolt, 1/4"-20 x 1.83"
7	GB0426	3	ASD Cleanout Door Assembly
8	GD19863	1	ASD Cleanout Door Gasket
9	GD19699	1	ASD Chute Hanger, L.H.
10	GD19852	10	Hex Head Cap Screw, 1/4"-20 x 22"
	G11328	22	Washer, 1/4"
	G10103	20	Hex Nut, 1/4"-20
11	GB0436	1	ASD Seed Entrainer Air Inlet, R.H. (Shown)
	GB0435	-	ASD Seed Entrainer Air Inlet, L.H.
12	GD19635	1	ASD Retainment Ring
13	G10316	1	Carriage Bolt, 1/4"-20 x 1"
	G10531	1	Wing Nut W/Nylon Insert, 1/4"-20
14	G10992	1	Serrated Flange Nut, No. 10-24
	G11332	1	Hex Socket Head Set Screw, 1/4" x No. 10-24 x 3/8"
	G11302	1	Hex Nut, 1/4"-20
15	GB0444	2	ASD Shutoff Door Plug
16	GD19695	1	ASD Slide Latch
17	GD19665	2	ASD Spacer Plate
18	GB0427	9	ASD Seed Entrainer
19	GD19865	16	Eye Bolt, 1/4"-20 x 1.47"
	G10621	16	Serrated Flange Nut, 1/4"-20
20	GB0434	1	ASD Seed Entrainer End Cap
21	GA14078	1	Cleanout Chute
A	GA14004	-	ASD Entrainer Assembly, R.H. (Shown) (Items 1-20)
B	GA14005	-	ASD Entrainer Assembly, L.H. (Items 1-20)

ASD TANK ASSEMBLY

(IP1151)

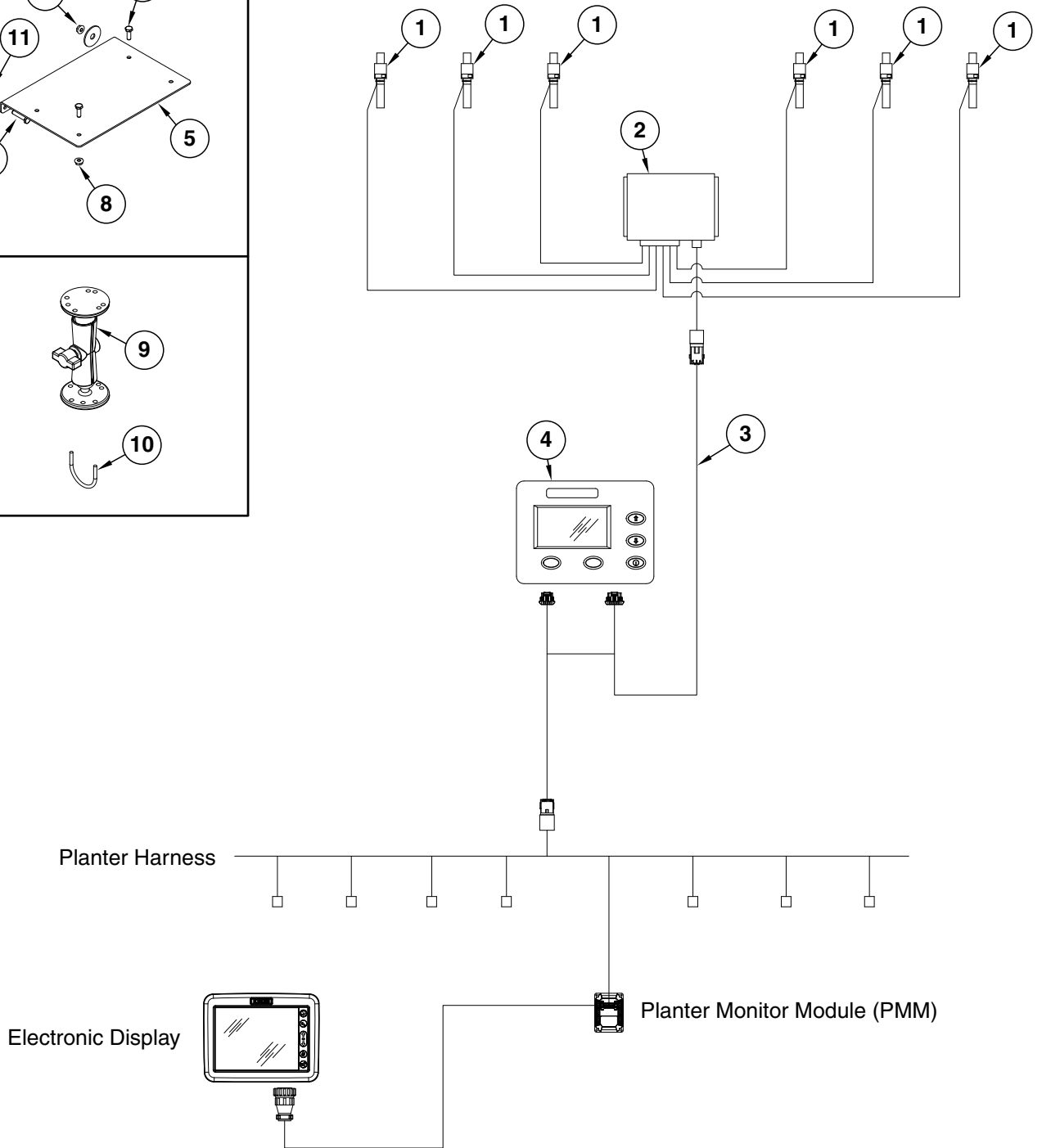
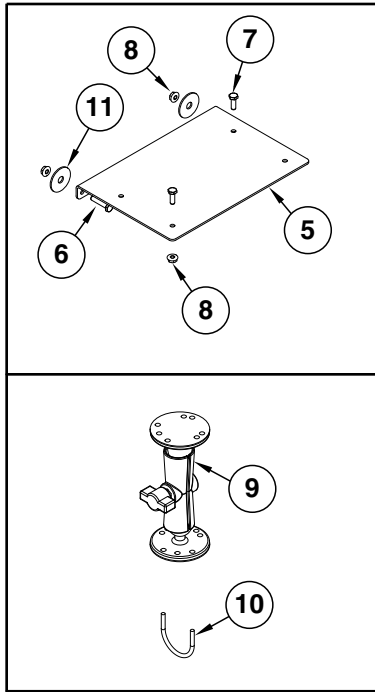


ASD TANK ASSEMBLY

ITEM	PART NO.	QTY.	DESCRIPTION
1	GD19894	1	ASD Tank
2	GD19941	1	ASD Lid Seal
3	GA14092	1	ASD Lid Rim
	G10592	2	Hair Pin Clip, No. 11
	G10053	1	Hex Head Cap Screw, 1/2"-13 x 2 1/2"
	G10111	1	Lock Nut, 1/2"-13
4	GA14094	1	ASD Lid Assembly
5	GA14037	1	ASD Rear Tank Frame
6	GD20010	2	Tap Block, Long
7	GD20011	2	Tap Block, Short
8	GA14038	1	ASD Front Tank Frame
9	GA14040	1	ASD Rear Tank Mount
	GD20037	1	Pin, 1" x 5 3/8"
	G10201	2	Special Washer, 3/8" x 1 1/2" O.D.
	G10001	2	Hex Head Cap Screw, 3/8"-16 x 1"
10	GD19956	1	ASD Entrainment Mounting Plate
	GD19893	1	ASD Tank Mount Gasket
	GD19690-03	1	Ribbon Sealer, 6 1/2'
	GD19690-04	1	Ribbon Sealer, 7'
	G11204	14	Flanged Whiz Lock Screw, 3/8"-16 x 1 1/4", Serrated
11	G10027	2	Hex Head Cap Screw, 3/4"-10 x 2 1/2"
	G10194	2	Washer, 3/4" SAE
12	---	-	See <u>"ASD Entrainer Assembly, 24 Row 30"</u> , Pages P64 and P65
13	G10325	6	Hex Head Cap Screw, 3/8"-16 x 2 3/4"
	G10108	6	Lock Nut, 3/8"-16
14	GA14170	3	ASD Tank Mount
15	GD20035	2	Pin, 1 1/2" x 11 1/4"
16	GD20036	1	Pin, 1 1/2" x 7"
17	GD20248	1	Seed Hose Strap Bracket
	G10001	1	Hex Head Cap Screw, 3/8"-16 x 1"
	G11091	1	Serrated Flange Nut, 3/8"-16
18	GA14152	-	Seed Hose Strap
A	GA14003	-	ASD Tank Assembly, 12 Row (Items 1-11)

ASD SCALE PACKAGE

(IP1192)

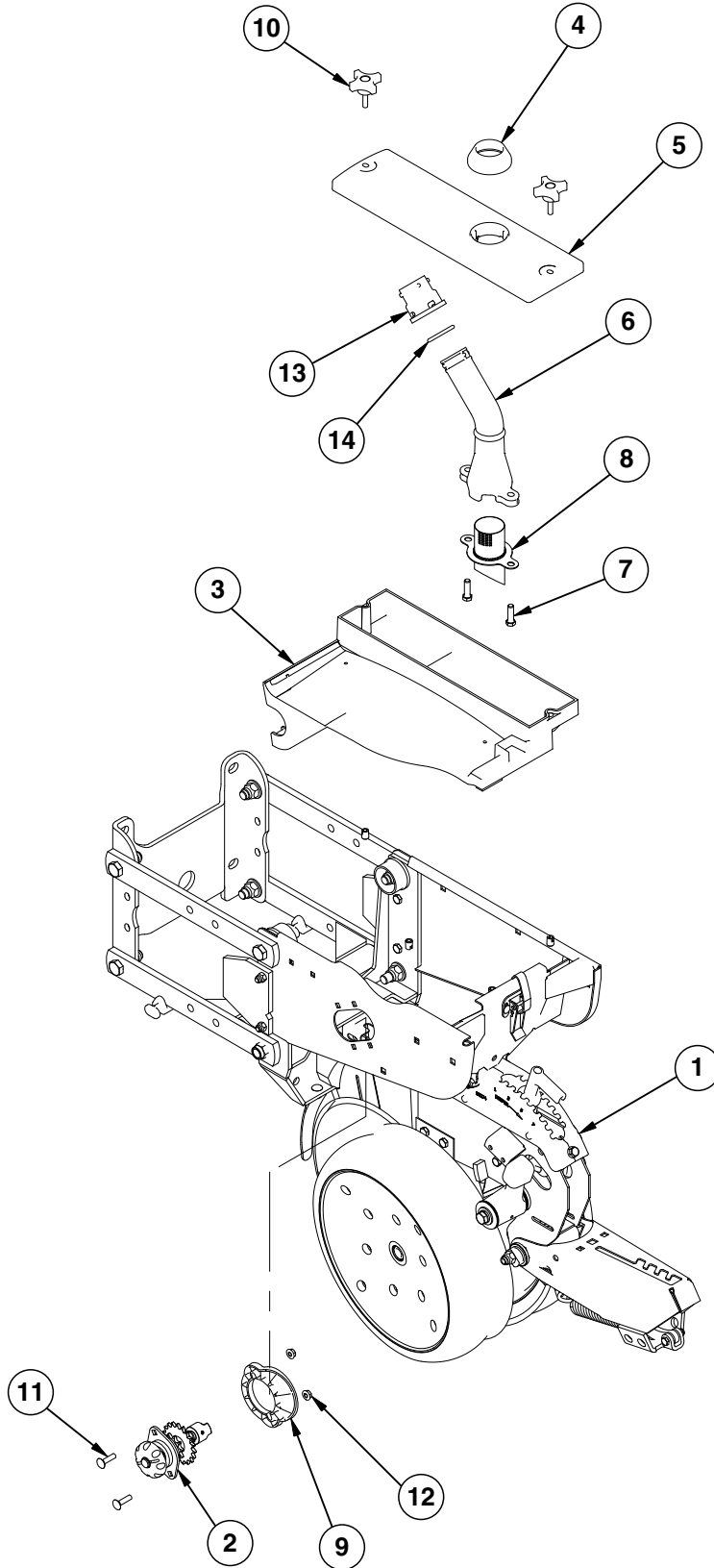


ASD SCALE PACKAGE

ITEM	PART NO.	QTY.	DESCRIPTION
1	GA14135	6	Load Cell
2	GA14136	1	Scale Module
3	GA14129	1	Power Cable
4	GA14133	1	ASD Scale Display
5	GD20281	1	Scale Module Mounting
6	G10857	2	Hex Head Cap Screw, 1/4"-20 x 1 1/4"
7	G10023	2	Hex Head Cap Screw, 1/4"-20 x 3/4"
8	G10621	4	Serrated Flange Nut, 1/4"-20
9	GA12403	1	Mounting Bracket Assembly, Includes: (2) Mounting Brackets, (2) Connector Halves, (1) Compression Spring, (1) Tension Knob, (1) 1/4"-20 x 1 3/4" Hex Head Cap Screw, (1) 1/4" Plastic Washer, (1) 1/4" Steel Washer
10	GD20282	1	U-Bolt, #10-32
	G11284	2	Serrated Flange Nut, #10-32
11	G10201	2	Special Washer, 3/8" x 1 1/2" O.D.

ASD MECHANICAL ROW UNIT

(IP1126)

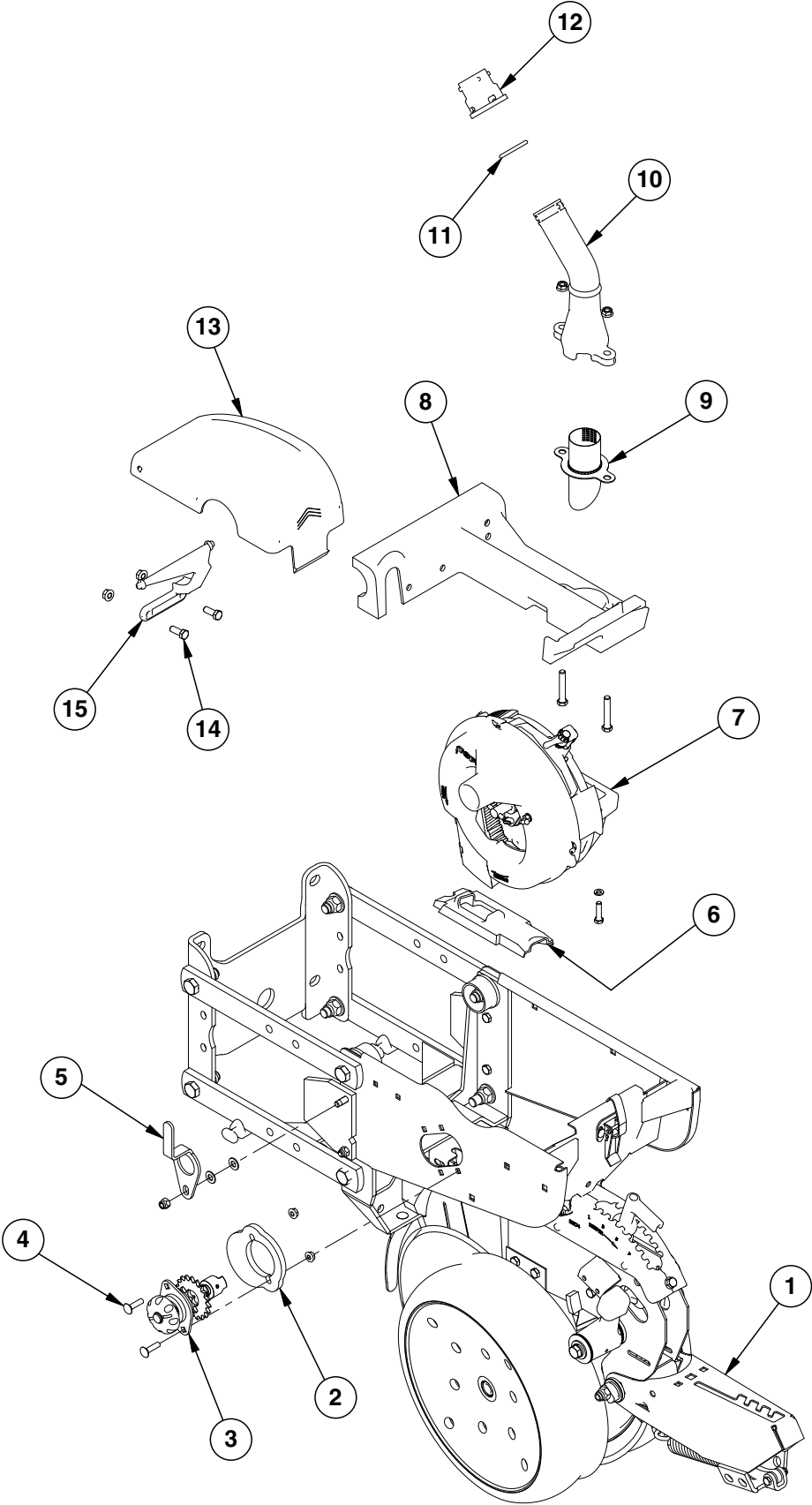


ASD MECHANICAL ROW UNIT

ITEM	PART NO.	QTY. Per Row	DESCRIPTION
1	---	-	<u>See "Shank Assembly, Seed Tube and Depth Adjustment", Pages P4 and P5, "Parallel Arms, Mounting Support Plate and Quick Adjustable Down Force Springs Option", Page P13, and "Hopper Support and Meter Drive", Page P21</u>
2	GA10151	1	Meter Drive Assembly Complete, 11/19 Tooth
3	GA9547	1	Mini-Hopper
4	GB0446	1	ASD Mechanical Meter Cover Seal
5	GB0445	1	ASD Mechanical Meter Cover
6	GB0455	1	ASD Air Pressure Dissipator
7	G10004	2	Hex Head Cap Screw, 3/8"-16 x 1 1/4"
8	GB0460	1	Air Dissipator Screen
9	GB0331	1	Clutch Adapter Plate
10	GD20032	2	Knob, 5/16"-18 x 1 1/4"
11	G10338	2	Carriage Bolt, 5/16"-18 x 1 1/4"
12	G10620	2	Serrated Flange Nut, 5/16"-18
13	GB0430	1	ASD Large Cap
14	GD19509	1	O-Ring, Large
A	GA14031	1	ASD Mechanical Meter Assembly (Items 4-8)

ASD EDGEVAC® ROW UNIT

(IP1195)

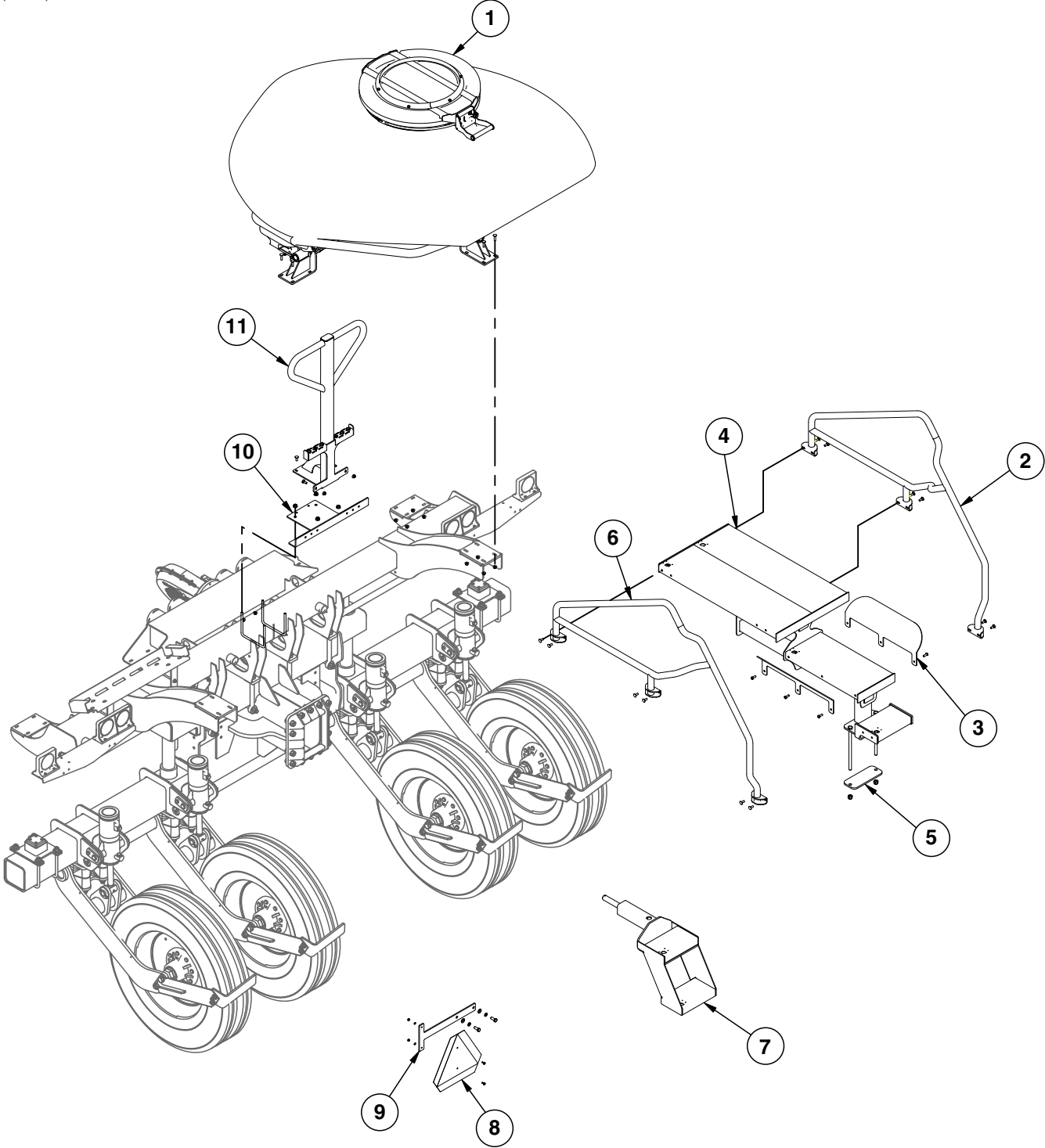


ASD EDGEVAC® ROW UNIT

ITEM	PART NO.	QTY.	DESCRIPTION
1	---	-	<u>See "Shank Assembly, Seed Tube and Depth Adjustment", Pages P4 and P5, "Parallel Arms, Mounting Support Plate and Quick Adjustable Down Force Springs Option", Page P13, and "Hopper Support and Meter Drive", Page P22</u>
2	GB0331	1	Clutch Adapter Plate
3	GA10151	1	Meter Drive Assembly Complete, 11/19 Tooth
	G3303-104	18	Chain, No. 41, 104 Pitch Including Connector Link
	GR0196	-	Connector Link, No. 41
	G3303-120	6	Chain, No. 41, 120 Pitch Including Connector Link (Center 6 Rows)
	GR0196	-	Connector Link, No. 41
4	G10338	2	Carriage Bolt, 5/16"-18 x 1 1/4"
	G10620	2	Serrated Flange Nut, 5/16"-18
5	GD17014	1	Hose Guide
	G10203	2	Washer, 3/8" SAE
	G10047	1	Hex Head Cap Screw, 3/8"-16 x 1 3/4"
6	---	-	<u>See "EdgeVac® Seed Meter", Pages P26 and P27</u>
7	---	-	<u>See "EdgeVac® Seed Meter", Pages P26 and P27</u>
	G10232	2	Lock Washer, 5/16"
	G10171	2	Hex Head Cap Screw, 5/16"-18 x 1 1/4"
8	GA13733	1	Meter Mount W/Inserts
	G10939	2	Hex Head Cap Screw, 3/8"-16 x 2 1/4"
9	GB0460	1	Air Dissipator Screen
10	GB0455	1	ASD Air Pressure Dissipator
	G10622	2	Serrated Flange Nut, 3/8"-16
	GA13676	1	Air Dissipator
11	GD19509	1	O-Ring, Large
12	GB0430	1	ASD Large Cap
13	GB0428	1	EdgeVac® Meter Cover
14	G10001	2	Hex Head Cap Screw, 3/8"-16 x 1"
	G10622	2	Serrated Flange Nut, 3/8"-16
15	GB0447	1	Cover Hinge

ASD CATWALK

(IP1201)

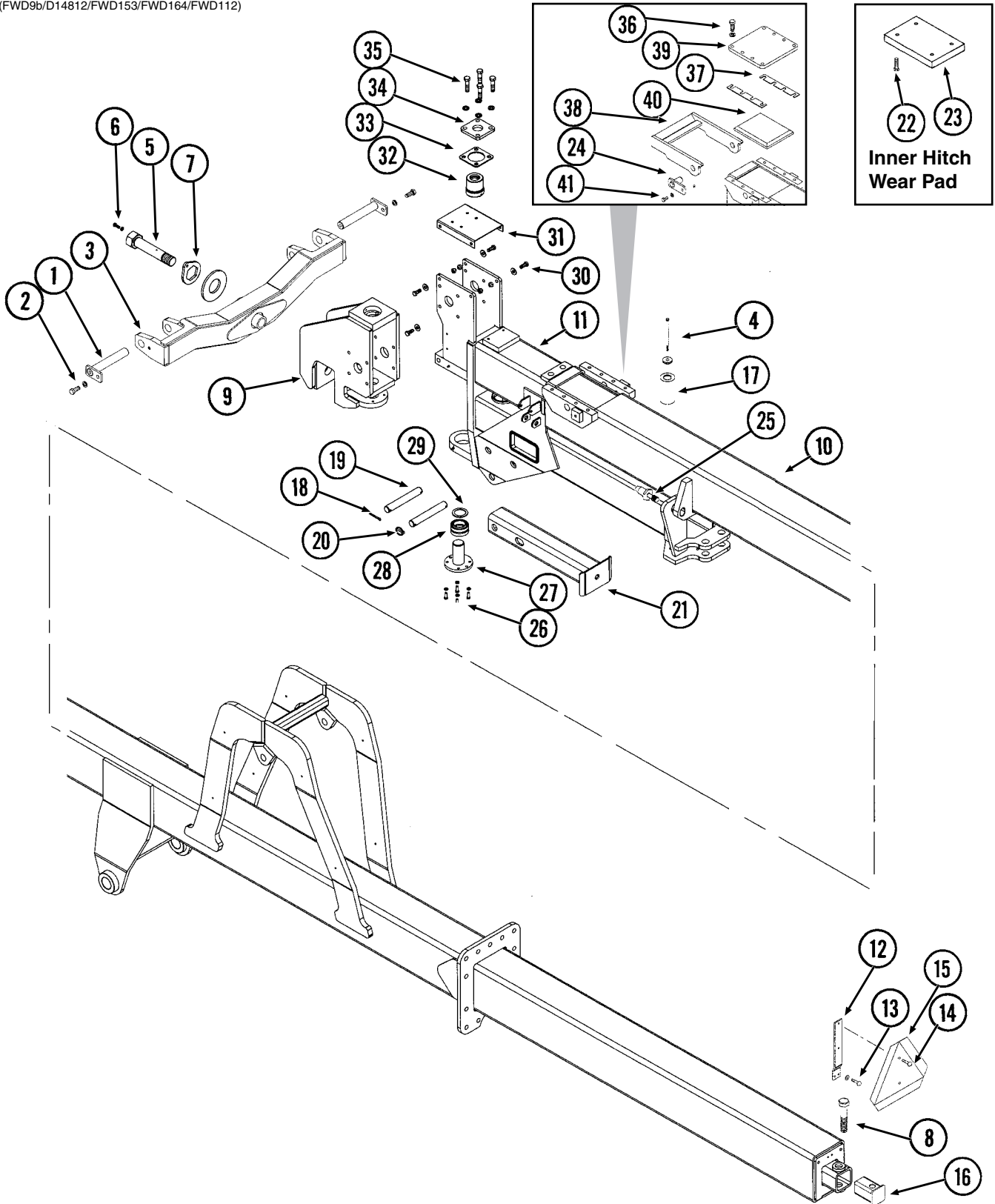


ASD CATWALK

ITEM	PART NO.	QTY.	DESCRIPTION
1	---	-	<u>See "ASD Tank", Page P66 and P67</u>
	G10301	24	Carriage Bolt, 3/8"-16 x 1 1/2"
	G11091	24	Serrated Flange Nut, 3/8"-16
2	GA13926	1	R.H. Handrail
	G10305	6	Carriage Bolt, 3/8"-16 x 1"
	G11091	6	Serrated Flange Nut, 3/8"-16
3	GD20058	2	Safety Side Plate
	G10001	6	Hex Head Cap Screw, 3/8"-16 x 1"
	G11091	6	Serrated Flange Nut, 3/8"-16
4	GA13928	1	Catwalk
5	GD19925	1	Catwalk Bottom Plate
	G11122	2	Hex Head Cap Screw, 5/8"-11 x 12"
	G10107	2	Lock Nut, 5/8"-11
6	GA13927	1	L.H. Hand Rail
	G10305	6	Carriage Bolt, 3/8"-16 x 1"
	G11091	6	Serrated Flange Nut, 3/8"-16
7	GA13929	1	Lower Step
8	GD2199	1	SMV Sign
	G10227	2	Lock Washer, 1/4"
	G10103	2	Hex Nut, 1/4"-20
	G10020	2	Hex Head Cap Screw, 1/4"-20 x 5/8"
9	GD19814	1	SMV Bracket
	G10228	2	Lock Washer, 1/2"
	G10206	2	Washer, 1/2" SAE
	G10037	2	Hex Head Cap Screw, 1/2"-13 x 1 1/4"
10	GD19774	1	Catwalk Front Mount
	GD11721	2	U-Bolt, 5" x 7" x 1/2"-13
	G10071	4	Serrated Flange Nut, 1/2"-13
11	GA13943	1	Front Handrail
	G10305	4	Carriage Bolt, 3/8"-16 x 1"
	G11091	4	Serrated Flange Nut, 3/8"-16

INNER / OUTER FIXED HITCH

(FWD9b/D14812/FWD153/FWD164/FWD112)

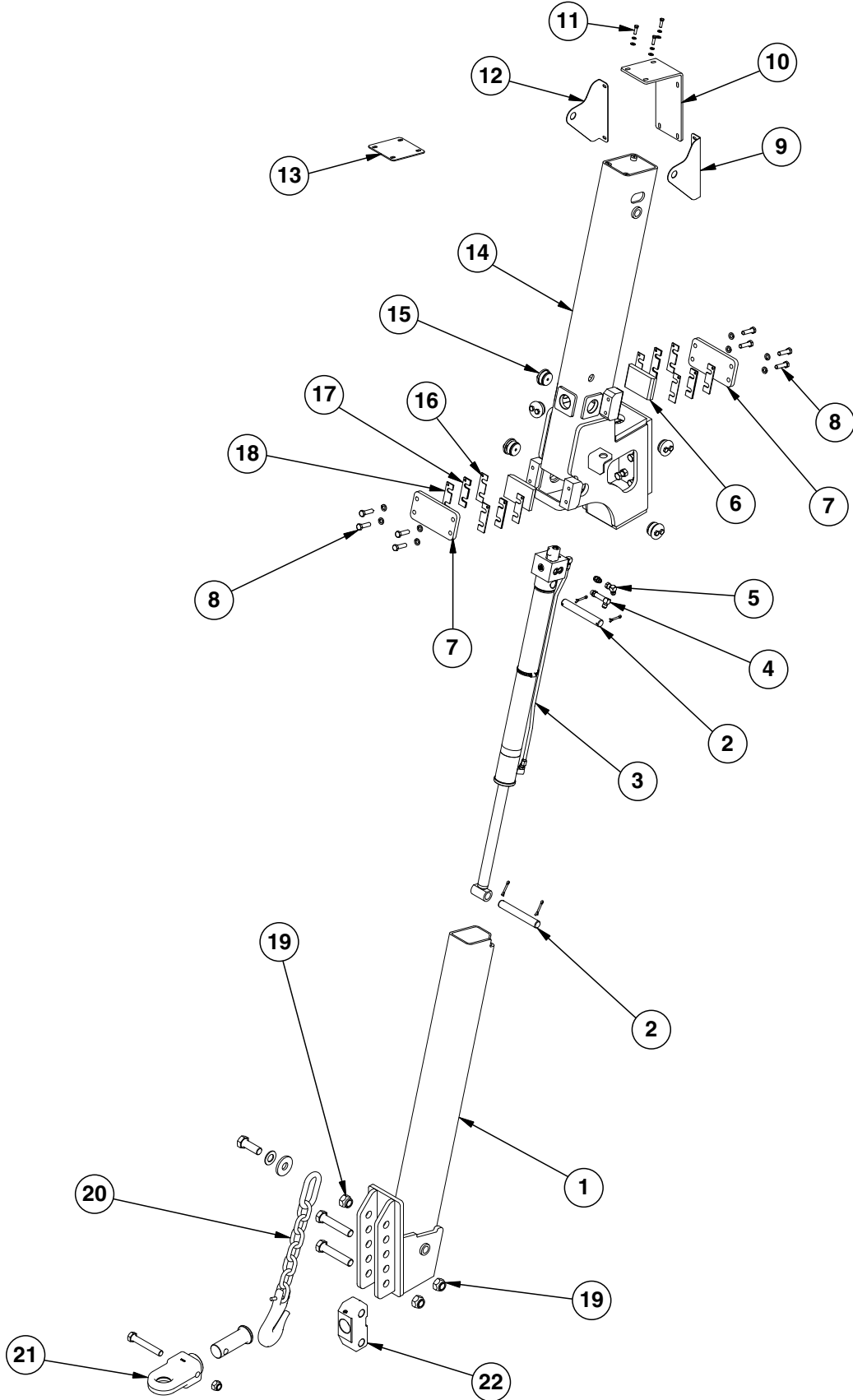


INNER / OUTER FIXED HITCH

ITEM	PART NO.	QTY.	DESCRIPTION
1	GA11079	2	Hammer Strap, Category 3N And 3
2	G10007	2	Hex Head Cap Screw, 5/8"-11 x 1 1/2"
	G10230	2	Lock Washer, 5/8"
3	GA12657	1	Hitch Bar
4	G11048	2	Hex Head Cap Screw, 3/8"-16 x 7 1/2"
	GB0212	2	Spring Washer
	G10210	2	Washer, 3/8" USS
	G10108	2	Lock Nut, 3/8"-16
5	GA11082	1	Pivot Bolt W/Grease Fitting, 1 3/4" x 10 3/8" (Total Length)
	G10640	-	Grease Fitting, 1/4"-28
	GD18170	1	Spacer
6	G10001	1	Hex Head Cap Screw, 3/8"-16 x 1"
	G10229	1	Lock Washer, 3/8"
7	GD18143	1	Pivot Lock Nut
8	G10042	1	Hex Head Cap Screw, 1 1/4"-7 x 6 1/2"
	G10157	1	Lock Nut, 1 1/4"-7
9	GA12679	1	Hitch Pivot
10	GA12455	1	Outer Hitch
11	GA12687	1	Inner Hitch
12	GD15624	1	SMV Bracket, Conventional
13	G10043	2	Hex Head Cap Screw, 5/16"-18 x 3/4"
	G10232	2	Lock Washer, 5/16"
14	G10020	2	Hex Head Cap Screw, 1/4"-20 x 5/8"
	G10227	2	Lock Washer, 1/4"
	G10103	2	Hex Nut, 1/4"-20
15	GD2199	1	SMV Sign
16	GA10483	1	Hitch Endcap
17	GD16227	2	Bushing, 2" O.D. x 1 29/64" I.D. x 5 5/8", Category 4
18	G10460	3	Cotter Pin, 1/4" x 2"
19	GD3737	2	Pin, 1 1/4" x 8 1/2"
20	GD2558	1	Lynch Pin, 1/4"
21	GA10280	1	Hitch Stand
22	G11099	4	Hex Socket Head Cap Screw, 3/8"-16 x 1 1/2", Grade 8
23	GD14812	1	Wear Pad, 5 7/8" x 6 1/2" x 1"
24	GA10282	2	Pin, 2 1/4"
25	GD18004	2	Hitch Lock Pin
	G11132	2	Washer, 1 1/8" SAE
	G11097	2	Hex Nut, 1 1/8"-12
26	G10001	4	Hex Head Cap Screw, 3/8"-16 x 1"
	G10229	4	Lock Washer, 3/8"
27	GA12681	1	Pivot Pin
28	GA12689	1	Spherical Bearing
29	GD18175	1	Shim
30	G10037	4	Hex Head Cap Screw, 1/2"-13 x 1 1/4"
	G10216	4	Washer, 1/2" USS
	G10111	4	Lock Nut, 1/2"-13
31	GD18171	1	Cover
32	GA12688	1	Special Spherical Bearing
33	GD18151	1	Spacer
34	GD18152	1	Cap
35	G10009	4	Hex Head Cap Screw, 5/8"-11 x 2 1/2"
	G10239	4	Hex Nut, 1 1/4"-7
36	G10008	8	Hex Head Cap Screw, 5/8"-11 x 2"
	G10230	12	Lock Washer, 5/8"
37	GD14842	4	Shim, 1 1/2" x 10 1/2", 10 Gauge
38	GA10281	1	Catch W/Grease Fittings
	G10640	-	Grease Fitting, 1/4"-28
39	GD14841	1	Cover, 10 1/2" x 11" x 3/4"
40	GD14843	1	Wear Pad
41	G10014	2	Hex Head Cap Screw, 1/2"-13 x 1"
	G10228	2	Lock Washer, 1/2"

HYDRAULICALLY ADJUSTABLE HITCH

(IP1198)

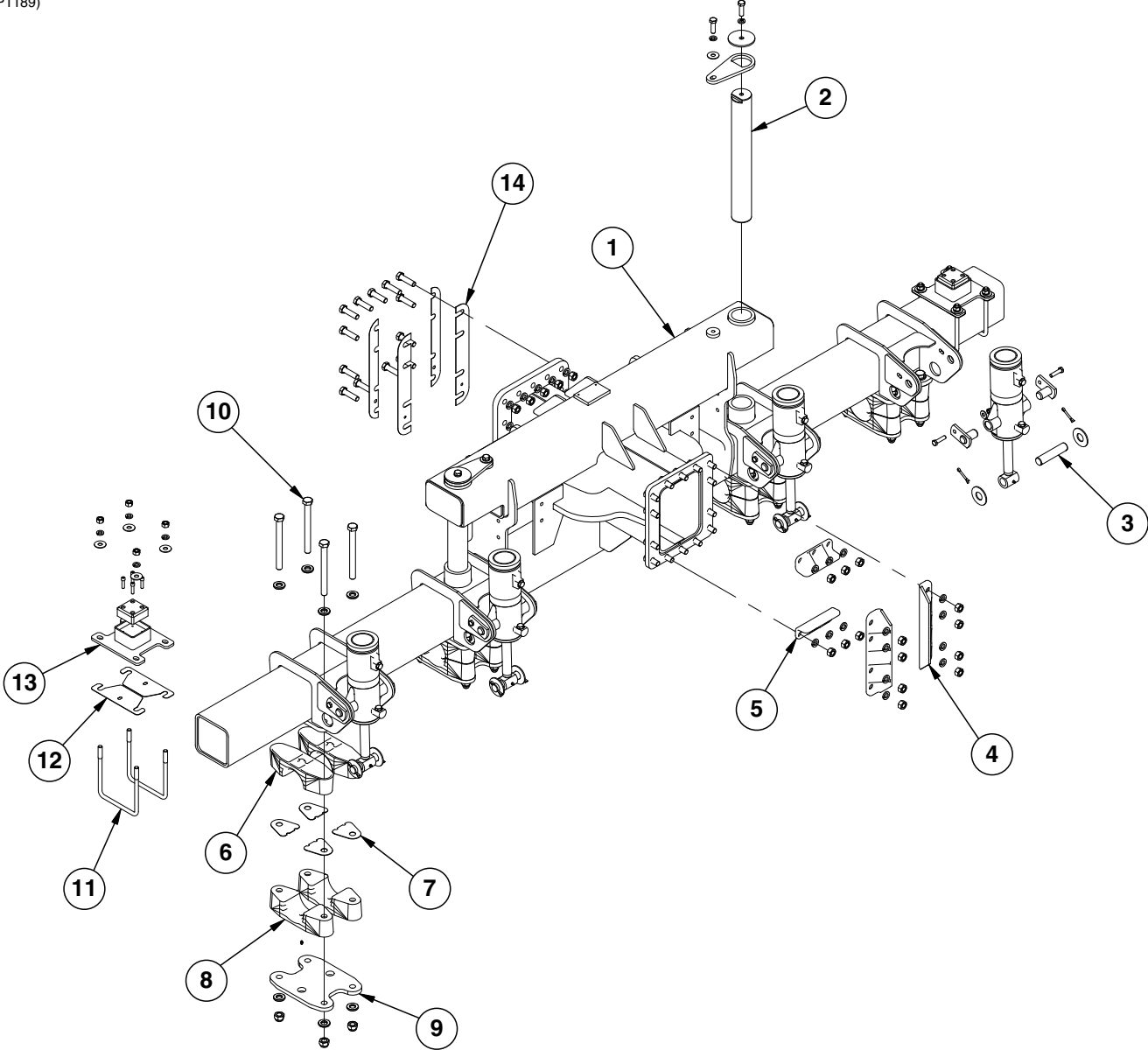


HYDRAULICALLY ADJUSTABLE HITCH

ITEM	PART NO.	QTY.	DESCRIPTION
1	GA14174	1	Inner Hitch
2	GD3421	2	Pin, 1 1/4" x 8 3/4"
	G10460	4	Cotter Pin, 1/4" x 2"
3	GA14333	1	<u>See "Hydraulic Hitch Cylinder", Page P116</u>
4	G6801-LLL-08	1	X-Long Elbow W/O-Ring, 90°, 3/4"-16 Male JIC To O-Ring
5	G6500-08	1	Swivel Elbow, 90°, 3/4"-16 Male JIC To Female
	G6400-08	1	Connector W/O-Ring, 3/4"-16 Male JIC To O-Ring
	GR1037	-	O-Ring
6	GD20188	2	Wear Pad
7	GD20189	2	Wear Plate
8	G10006	8	Hex Head Cap Screw, 5/8"-11 x 2 1/4"
	G10230	8	Lock Washer, 5/8"
9	GD20231	1	L.H. Tank Mount (EdgeVac Only)
10	GD20230	1	Tank Mount Cover (EdgeVac Only)
11	G10004	3	Hex Head Cap Screw, 3/8"-16 x 1 1/4"
	G10229	3	Lock Washer, 3/8"
	G10203	3	Washer, 3/8" SAE
12	GD20232	1	R.H. Tank Mount (EdgeVac Only)
13	GD20229	1	Outer Plate Cover (Mechanical Only)
14	GA14185	1	Outer Hitch
	G10105	6	Hex Nut, 3/4"-10
	G10027	6	Hex Head Cap Screw, 3/4"-10 x 2 1/2"
15	GB0230	6	Cap
	GB0234	6	Adjustment Plug
	GD9093	6	Poly Wear Pad
	G10014	12	Hex Head Cap Screw, 1/2"-13 x 1"
16	GD20191	8	Shim, 1 1/2" x 5", 14 Gauge (.075" Thickness)
17	GD20190	8	Shim, 1 1/2" x 5", 10 Gauge (.135" Thickness)
18	GD20102	4	Shim, 1 1/2" x 5", 7 Gauge (.179" Thickness)
19	G10157	3	Lock Nut, 1 1/4"-7
20	GA9856	1	Safety Chain, 5/8"
	G10494	1	Hex Head Cap Screw, 1 1/4"-7 x 3 1/2"
	GD10646	1	Special Washer
	G10226	1	Washer, 1 1/4" SAE
21	GB0361	1	Single Clevis, Swivel Hitch
	GD13377	1	Spindle
	G11186	1	Hex Head Cap Screw, 1"-8 x 6 1/2", Grade 5
	G10396	1	Lock Nut, 1"-8
22	GA9526	1	Swivel Block W/Grease Fitting
	G10643		Grease Fitting, 45°, 1/4"-28
	G10042	2	Hex Head Cap Screw, 1 1/4"-7 x 6 1/2"

CENTER TOOLBAR / REAR H-FRAME ASSEMBLY

(IP1189)

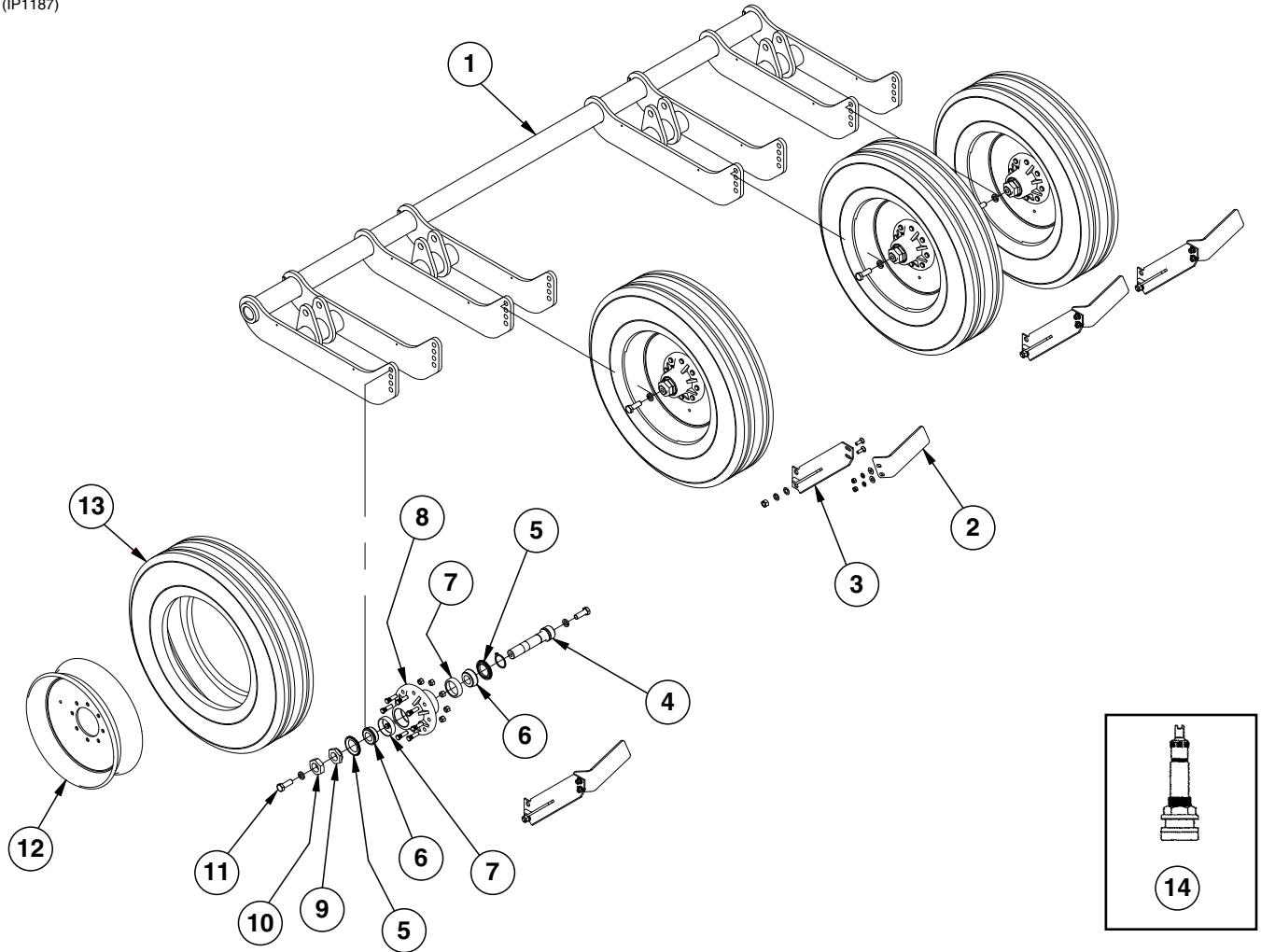


CENTER TOOLBAR / REAR H-FRAME ASSEMBLY

ITEM	PART NO.	QTY.	DESCRIPTION
1	GA11210	1	H-Frame Assembly
2	GD15369	2	Pivot Pin, 3" x 22 1/2"
	GD15046	2	Washer, 2 1/32" I.D. x 4" O.D. x 1/4"
	GD15045	2	Capture Plate
	G10230	4	Lock Washer, 5/8"
	G10217	2	Washer, 5/8" USS
	G10008	4	Hex Head Cap Screw, 5/8"-11 x 2"
3	---	-	<u>See "Master Cylinder", Pages P110</u>
	GD5841	4	Pin, 1 1/4" x 5 5/8"
	GA5121	8	Pin, 2 1/8"
	G10460	8	Cotter Pin, 1/4" x 2"
	G10216	8	Washer, 1/2" USS
	G10139	8	Washer, 1 1/4" USS
	G10111	8	Lock Nut, 1/2"-13
	G10016	8	Hex Head Cap Screw, 1/2"-13 x 2"
4	GB0357	2	Keeper
	G10231	8	Lock Washer, 3/4"
	G10105	8	Hex Nut, 3/4"-10
	G10026	8	Hex Head Cap Screw, 3/4"-10 x 2"
5	GB0355	2	Keeper
	G10231	6	Lock Washer, 3/4"
	G10105	6	Hex Nut, 3/4"-10
	G10026	6	Hex Head Cap Screw, 3/4"-10 x 2"
6	GB0332	8	Bearing
7	GD15172	16	Shim
8	GD14941	8	Bearing
	G10640	8	Grease Fitting, 1/4"-28
9	GD14926	4	Clamp Plate
10	G11095	16	Hex Head Cap Screw, 7/8"-9 x 9"
	GD10063	32	Hardened Washer, 7/8"
	G10418	16	Lock Nut, 7/8"-9
11	GD17039	4	U-Bolt, 7" x 7" x 5/8"-11
	G10104	8	Hex Nut, 5/8"-11
	G10230	8	Lock Washer, 5/8"
	G10217	8	Washer, 5/8" USS
12	GD15170	4	Shim, 3 1/4" x 10", 16 Gauge (As Required)
13	GA10343	2	Mount, 8" x 10"
	GD15169	2	Wear Block
	G11099	8	Hex Socket Head Cap Screw, 3/8"-16 x 1 1/2", Grade 8
14	GD15451	2	Shim, 2 3/4" x 18", 16 Gauge
	GD15780	2	Shim, 1 7/8" x 18", 22 Gauge
	G10802	13	Hex Head Cap Screw, 3/4"-10 x 2 3/4"
	G10231	13	Lock Washer, 3/4"
	G10105	13	Hex Nut, 3/4"-10

ROCK SHAFT AXLE ASSEMBLY AND WHEELS

(IP1187)



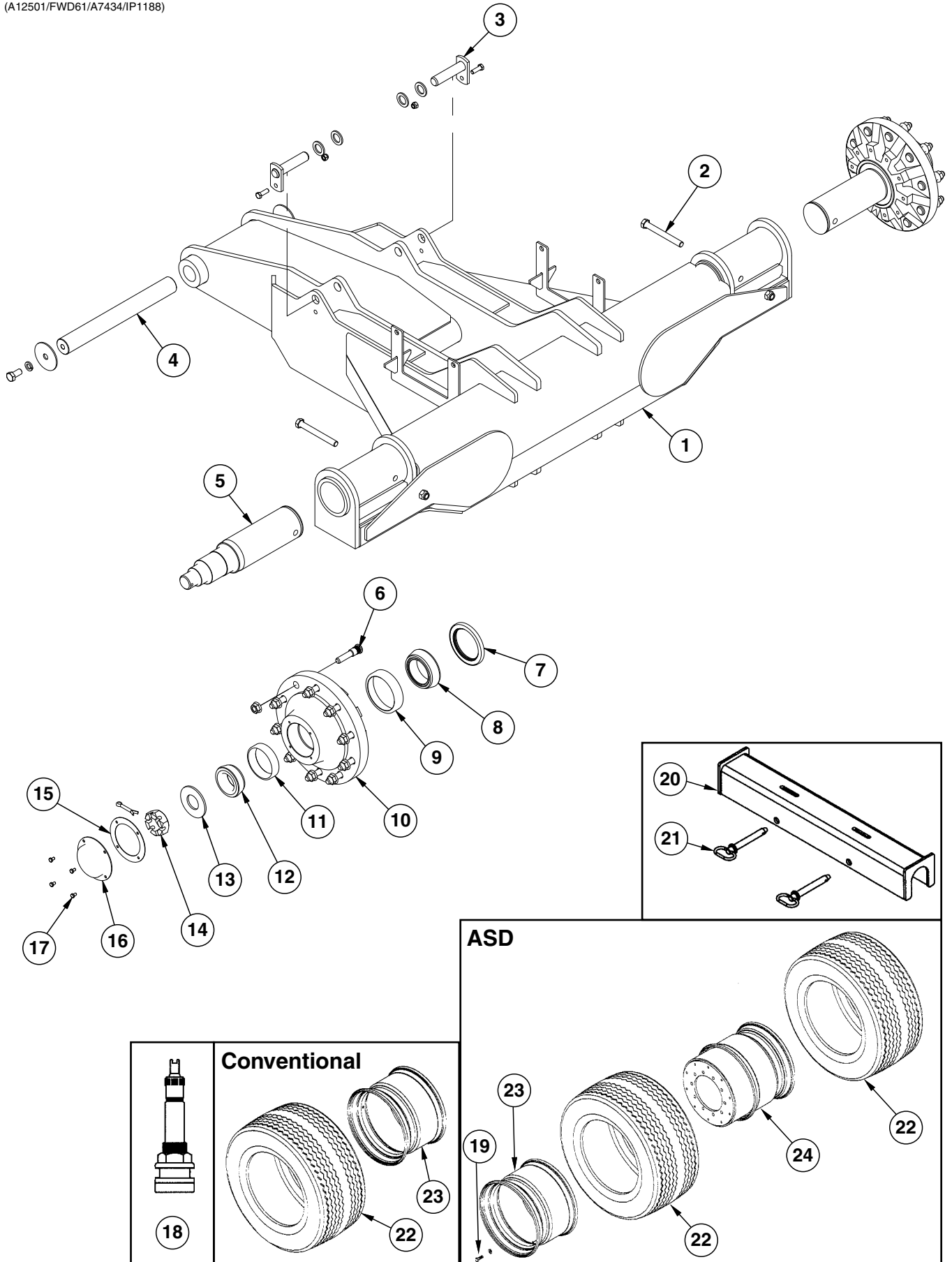
ROCK SHAFT AXLE ASSEMBLY AND WHEELS

ITEM	PART NO.	QTY.	DESCRIPTION
1	GA11174	1	Rock Shaft Axle, 133 1/2"
2	GD12543	1	Scraper
	G10636	2	Carriage Bolt, 1/2"-13 x 1 1/2"
	G10228	2	Lock Washer, 1/2"
	G10216	2	Washer, 1/2" USS
	G10102	2	Hex Nut, 1/2"-13
3	GA11227	1	Scraper Mount
	G11071	1	Hex Head Cap Screw, 3/4"-10 x 2 1/4"
	G10231	1	Lock Washer, 3/4"
	G10194	2	Washer, 3/4" SAE
	G10105	1	Hex Nut, 3/4"-10
4	GA10139	1	Spindle W/Retaining Ring, 1 3/4"
	G10913	-	External Retaining Ring, 2 1/2"
5	GA4722	2	Seal
6	GA4723	2	Bearing
7	GD7079	2	Cup
8	GA4729	4	Hub W/Cups, Bolts, Nuts And Grease Fitting, 8 Bolt, 1 3/4" Bore
	GR0531	8	Lug Nut, 5/8"-18 UNF
	GR0528	8	Stud, 5/8"-12 x 2 1/4", Grade 8
	G10640	1	Grease Fitting, 1/4"-28
	GD7571	1	Hub
	GD7079	2	Cup
9	GD7089	1	Special Nut, 1 3/4"-12 UNF
10	GD7864	1	Special Hex Nut, 1 3/4"-12 UNF
11	G10448	8	Hex Head Cap Screw, 7/8"-9 x 2 1/2", Grade 8
	G10330	8	Lock Washer, 7/8"
12	GA9544	1	Rim, 5.5" x 22.5"
13	GD15406	1	Tire, 41 x 11 R22.5" W/O Center Rib (Specify Brand*)
14	GA7434	4	Valve Stem
A	A10553	4	Tire And Rim Assembly (Items 12-14) (Specify Brand*)
B	A10138	4	Hub and Spindle Assembly, 8 Bolt (Items 4-6 and 8-10)

* Specific brand requests will be supplied only as available from current KINZE® Repair Parts stock. If a specific brand requested is not in stock, the brand available will be supplied.

TRANSPORT AXLE ASSEMBLY AND WHEELS

(A12501/FWD61/A7434/IP1188)



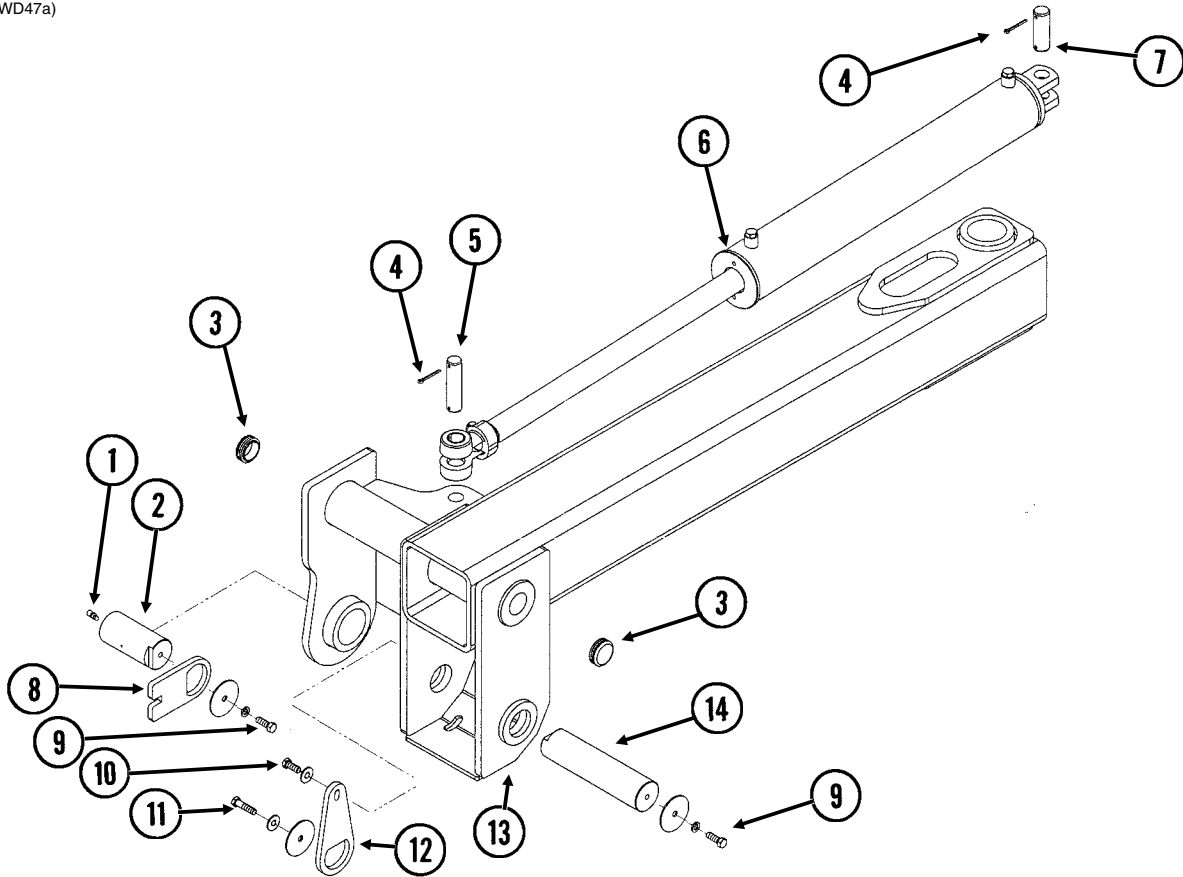
TRANSPORT AXLE ASSEMBLY AND WHEELS

ITEM	PART NO.	QTY.	DESCRIPTION
1	GA12460	1	Axle W/Grease Fittings
	G10640	2	Grease Fitting, 1/4"-28
2	G10400	2	Hex Head Cap Screw, 3/4"-10 x 6 1/2"
	G10112	2	Lock Nut, 3/4"-10
3	GA10279	2	Pin, 5 1/4"
	GD0752-64	4	Sleeve
	G10017	2	Hex Head Cap Screw, 1/2"-13 x 1 1/2"
	G10111	2	Lock Nut, 1/2"-13
4	GD15042	1	Pin, 2 1/4" x 20 1/16"
	GD15041	2	Washer, 13/16" I.D. x 4" O.D., 7 Gauge
	G10025	2	Hex Head Cap Screw, 3/4"-10 x 1 1/2"
	G10231	2	Lock Washer, 3/4"
5	GD13740	1	Spindle, 4 1/2"
6	GR1681	10	Bolt, 3/4"-16 x 3 7/8"
	G10625	10	Flange Nut, 3/4"-16
7	GA0532	1	Seal
8	GA0531	1	Inner Bearing
9	GR0191	1	Inner Cup
10	GB0320	1	Hub, 10 Holes
11	GR0192	1	Outer Cup
12	GA0530	1	Outer Bearing
13	G10198	1	Washer, 2" USS
14	G10726	1	Slotted Hex Nut, 2"-12
	G10471	1	Cotter Pin, 3/8" x 2 1/2"
15	GD1359	1	Seal
16	GD1360	1	Dust Cap
17	G10054	4	Hex Head Cap Screw, 5/16"-18 x 1/2"
18	GA7434	-	Valve Stem
19	G11174	10	Hex Head Cap Screw, 5/8"-11 x 2"
	GD7805	10	Special Washer, 5/8", Hardened
20	GA12501	2	Cylinder Lockup
21	GA6189	2	Hitch Pin W/Lynch Pin
22	GD16058	2-4	Tire, 445-50R22.5 Radial Load Range H (Specify Brand*)
23	GA11277	2	Rim, 14" x 22.5"
24	GA11265	2	Rim, 14" x 22.5", Offset
A	GA9315	2	Hub And Spindle Assembly (Items 5-17)
B	GA9306	-	Hub W/Cups, Grease Fitting And Stud Bolts (10 Bolt High Strength) (Items 6, and 9-11)
	G10373	-	Grease Fitting, 45°, 1/8"-27
C	GA11278	-	Tire And Rim Assembly (Items 18, 22, and 23)
	GA11266	-	Tire And Rim Assembly (Items 18, 22, and 24)

* Specific brand requests will be supplied only as available from current KINZE® Repair Parts stock. If a specific brand requested is not in stock, the brand available will be supplied.

STUB WING

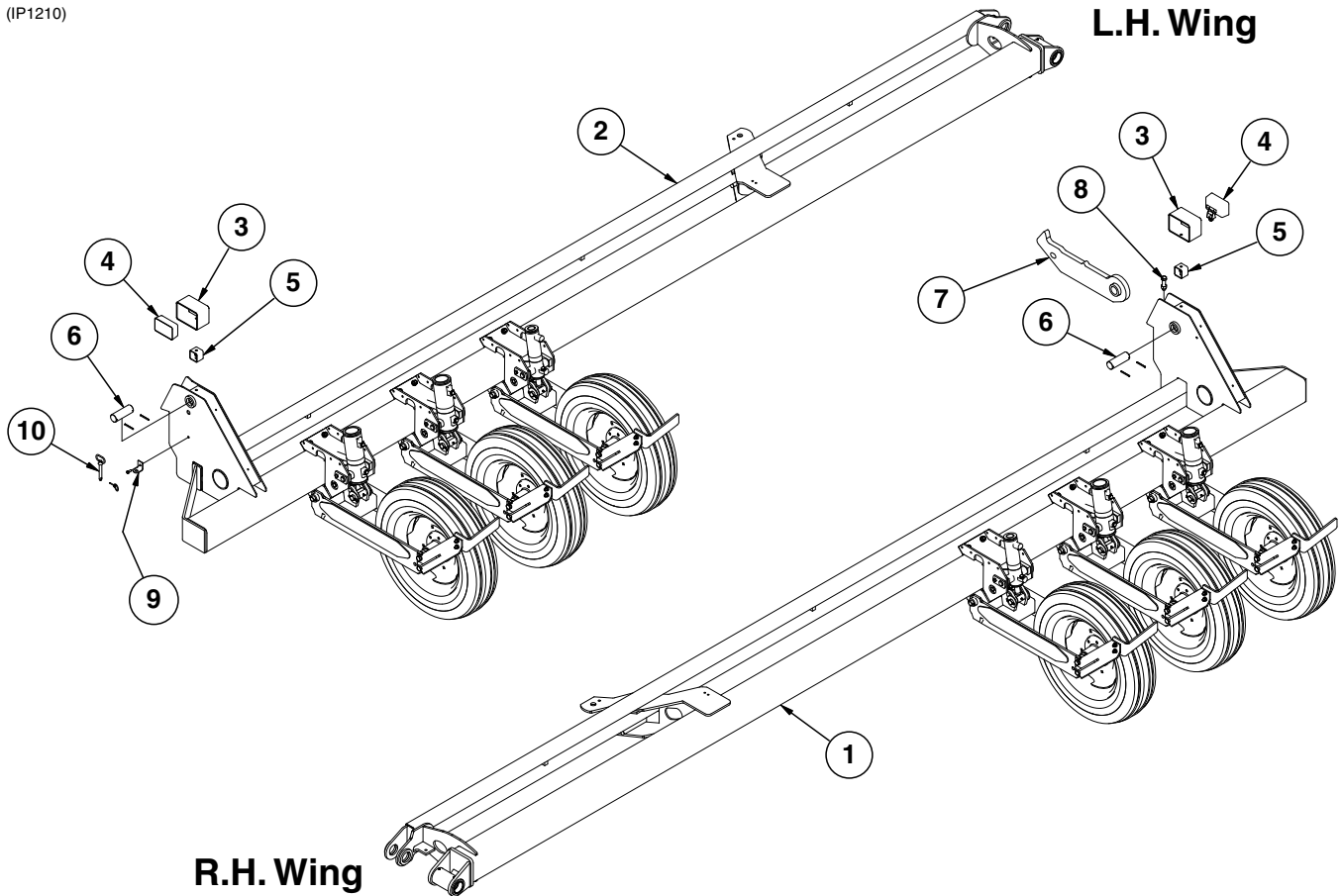
(FWD13/FWD47a)



ITEM	PART NO.	QTY. (Per Assy.)	DESCRIPTION
1	G10640	1	Grease Fitting, 1/4"-28
2	GD15067	1	Pin, 2 3/4" x 5 13/16"
3	G11105	2	Cap
4	G10460	4	Cotter Pin, 1/4" x 2"
5	GD15048	1-2	Pin, 1 1/4" x 5 1/16"
6	---	-	See "Wing Fold Cylinder", Page P111
7	GD15049	1-2	Pin, 1 1/4" x 4 5/16"
8	GD15069	1	Capture Plate
9	G10017	2	Hex Head Cap Screw, 1/2"-13 x 1 1/2"
	G10228	2	Lock Washer, 1/2"
	GD15068	2	Washer, 3 3/4" O.D. x 1/2" I.D. x 1/4"
10	G10037	1	Hex Head Cap Screw, 1/2"-13 x 1 1/4"
	G10216	1	Washer, 1/2" USS
11	G10016	1	Hex Head Cap Screw, 1/2"-13 x 2"
	G10216	1	Washer, 1/2" USS
	GD15068	1	Washer, 3 3/4" O.D. x 1/2" I.D. x 1/4"
12	GD15072	1	Capture Plate
13	GA11219	1	Stub Wing W/Bushings And Grease Fittings, L.H. (Shown)
	GA11220	-	Stub Wing W/Bushings And Grease Fittings, R.H.
	GD14565	-	Hardened Bushing, 3 1/2" O.D. x 3" I.D. x 4"
	GD14563	-	Hardened Bushing, 3 1/4" O.D. x 2 3/4" I.D. x 3"
	G10640	-	Grease Fitting, 1/4"-28
14	GD15070	1	Pin, 2 3/4" x 11 1/4"

OUTER WING

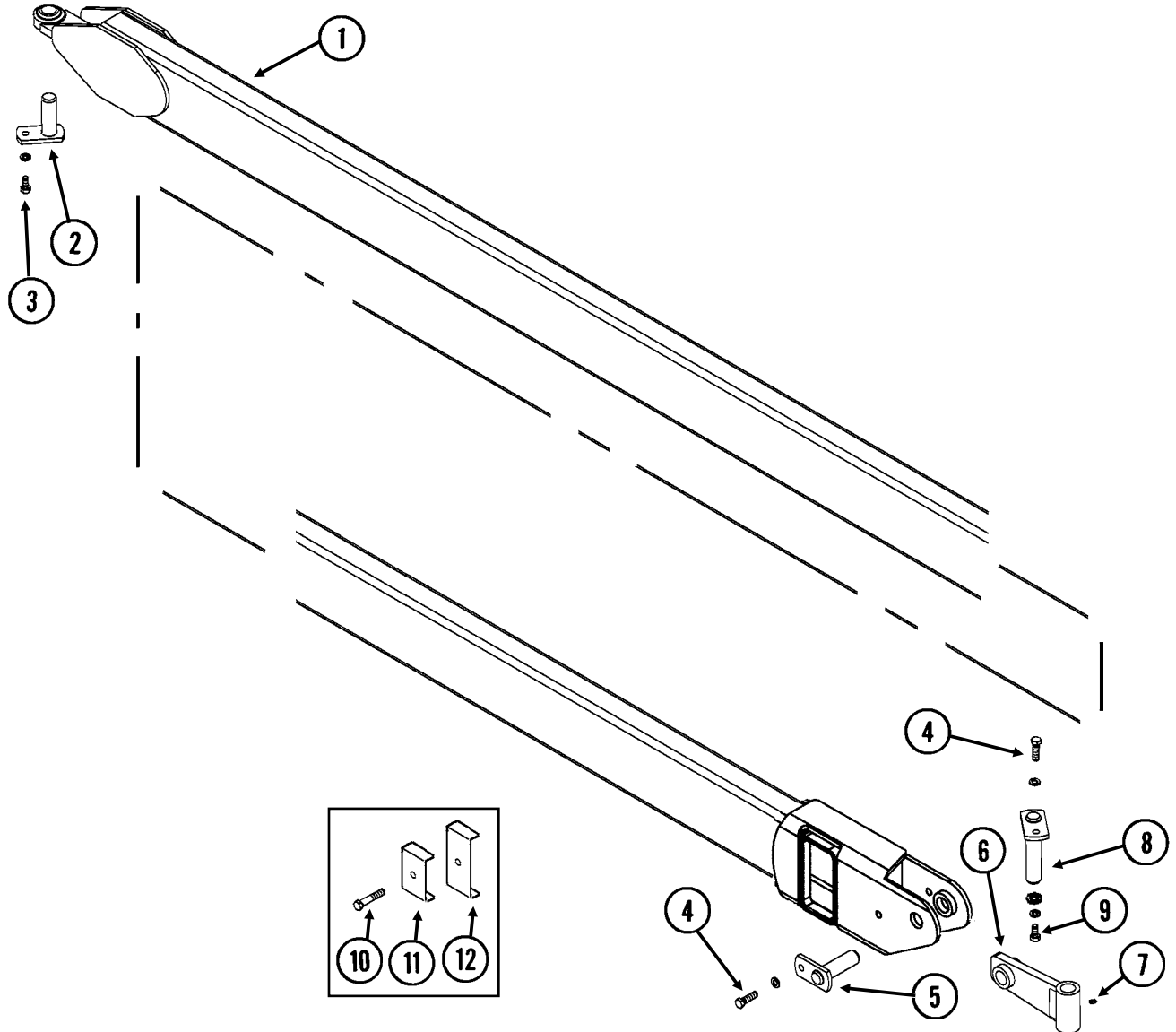
(IP1210)



ITEM	PART NO.	QTY.	DESCRIPTION
1	GA11226	1	Outer Wing W/Grease Fittings, Bushings And Sleeve, R.H., 284 1/8"
	G10640	-	Grease Fitting, 1/4"-28
	GD14563	-	Hardened Bushing, 3 1/4" O.D. x 2 3/4" I.D. x 3"
	GD15110	-	Sleeve, 3 1/4" I.D. x 2 7/8" O.D. x 1 7/8" Long
2	GA11225	1	Outer Wing W/Grease Fittings, Bushings And Sleeve, L.H., 284 1/8"
	G10640	-	Grease Fitting, 1/4"-28
	GD14563	-	Hardened Bushing, 3 1/4" O.D. x 2 3/4" I.D. x 3"
	GD15110	-	Sleeve, 3 1/4" I.D. x 2 7/8" O.D. x 1 7/8" Long
3	GD15582	2	Light Protector
4	GA10297	2	Work Light Assembly W/Halogen Lamp
	GR1707	-	Halogen Lamp, 3" x 5"
5	GD14987	2	Light Bracket
	G10228	2	Lock Washer, 1/2"
	G10102	2	Hex Nut, 1/2"-13
	G10017	2	Hex Head Cap Screw, 1/2"-13 x 1 1/2"
6	GD15074	2	Pin, 2" x 5 3/4"
	G10191	4	Spring Pin, 1/4" x 2 3/4"
7	GA10404	1	Outer Hook, 29 13/16" Long
8	G10543	1	Hex Head Cap Screw, 3/4"-10 x 3", Full Thread
	G10105	1	Hex Nut, 3/4"-10
9	GD15285	1	Storage Bracket
	G10108	1	Lock Nut, 3/8"-16
	G10001	1	Hex Head Cap Screw, 3/8"-16 x 1"
10	GD5625	1	Lynch Pin, 3/16"
	GD15282	1	Pin, 5/8" x 4"

DRAFT LINK

(FWD129/D16890/FWD16aaa/FWD128/FWD74)

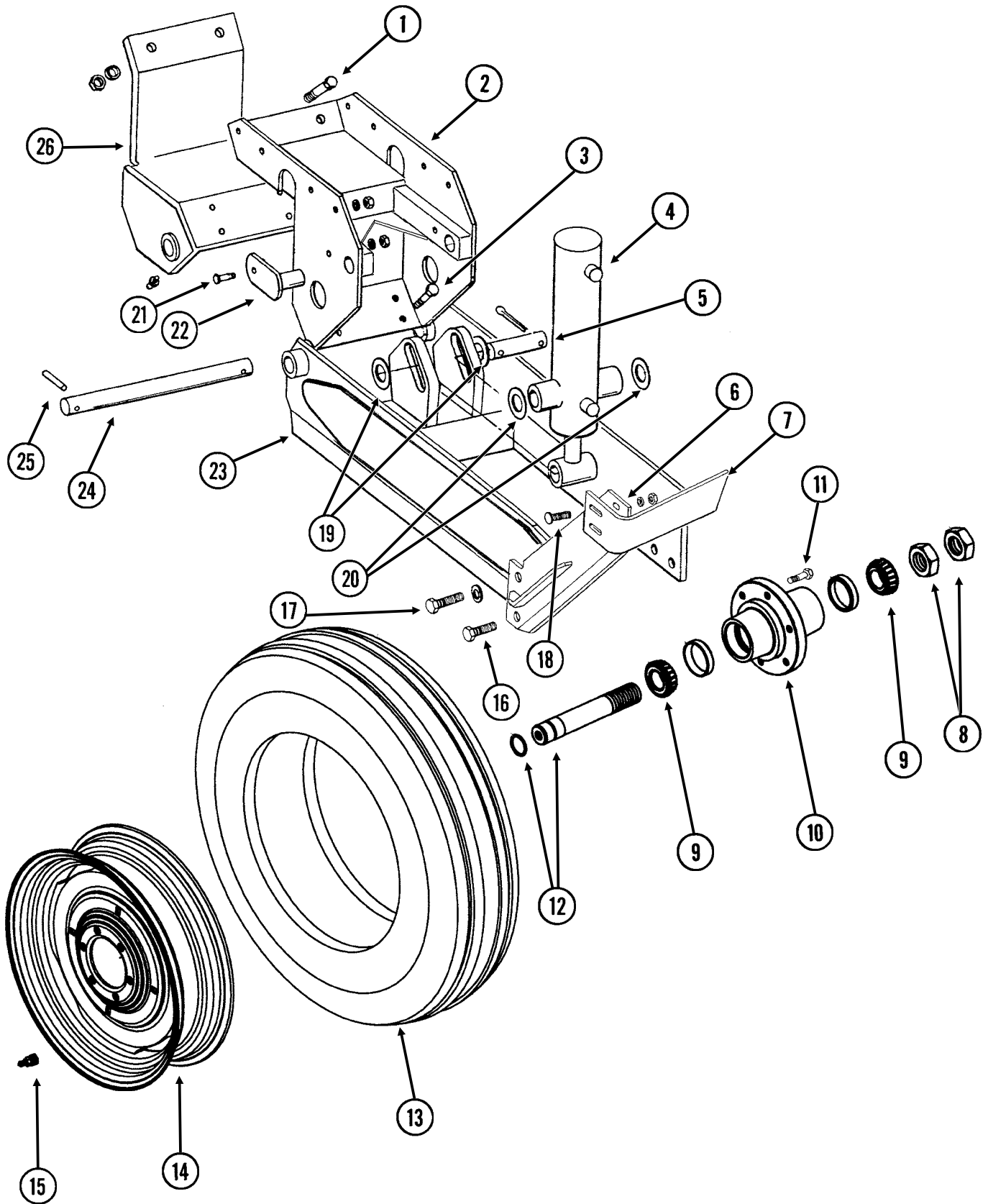


DRAFT LINK

ITEM	PART NO.	QTY. (Per Assy.)	DESCRIPTION
1	GA11015	1	Draft Link, L.H., 202 3/8"
	GA11016	1	Draft Link, R.H., 202 3/8"
2	GA10276	1	Pin, 3 5/8"
3	G10014	1	Hex Head Cap Screw, 1/2"-13 x 1"
	G10228	1	Lock Washer, 1/2"
4	G10039	1	Hex Head Cap Screw, 1/2"-13 x 1 3/4"
	G10228	1	Lock Washer, 1/2"
	G10102	1	Hex Nut, 1/2"-13
5	GA10277	1	Pin, 4"
6	GA10275	1	Link Yoke
7	G10640	1	Grease Fitting, 1/4"-28
8	GA10278	1	Pin, 6"
9	G10039	1	Hex Head Cap Screw, 1/2"-13 x 1 3/4"
	G10228	1	Lock Washer, 1/2"
	GD15235	1	Washer, 2 1/4" O.D. x 1/2" I.D. x 1/4"
10	G10585	-	Hex Head Cap Screw, 1/2"-13 x 3 1/4"
	G10111	-	Lock Nut, 1/2"-13
11	GD0740	-	Hose Clamp, 3/4" x 4" x 3 1/2"
12	GD8188	-	Hose Clamp, 7/8" x 3" x 5 3/8"
13	GA11667	1	Hose Tube, 168"
14	GD16887	2-4	Support
15	G10301	8	Carriage Bolt, 3/8"-16 x 1 1/2"
	G10210	8	Washer, 3/8" USS
	G10108	8	Lock Nut, 3/8"-16
16	GD16890	-	Clamp
17	G10599	-	Carriage Bolt, 3/8"-16 x 1 1/4"
	G10622	-	Serrated Flange Nut, 3/8"-16

LIFT / GAUGE WHEEL

(FWD64)



LIFT / GAUGE WHEEL

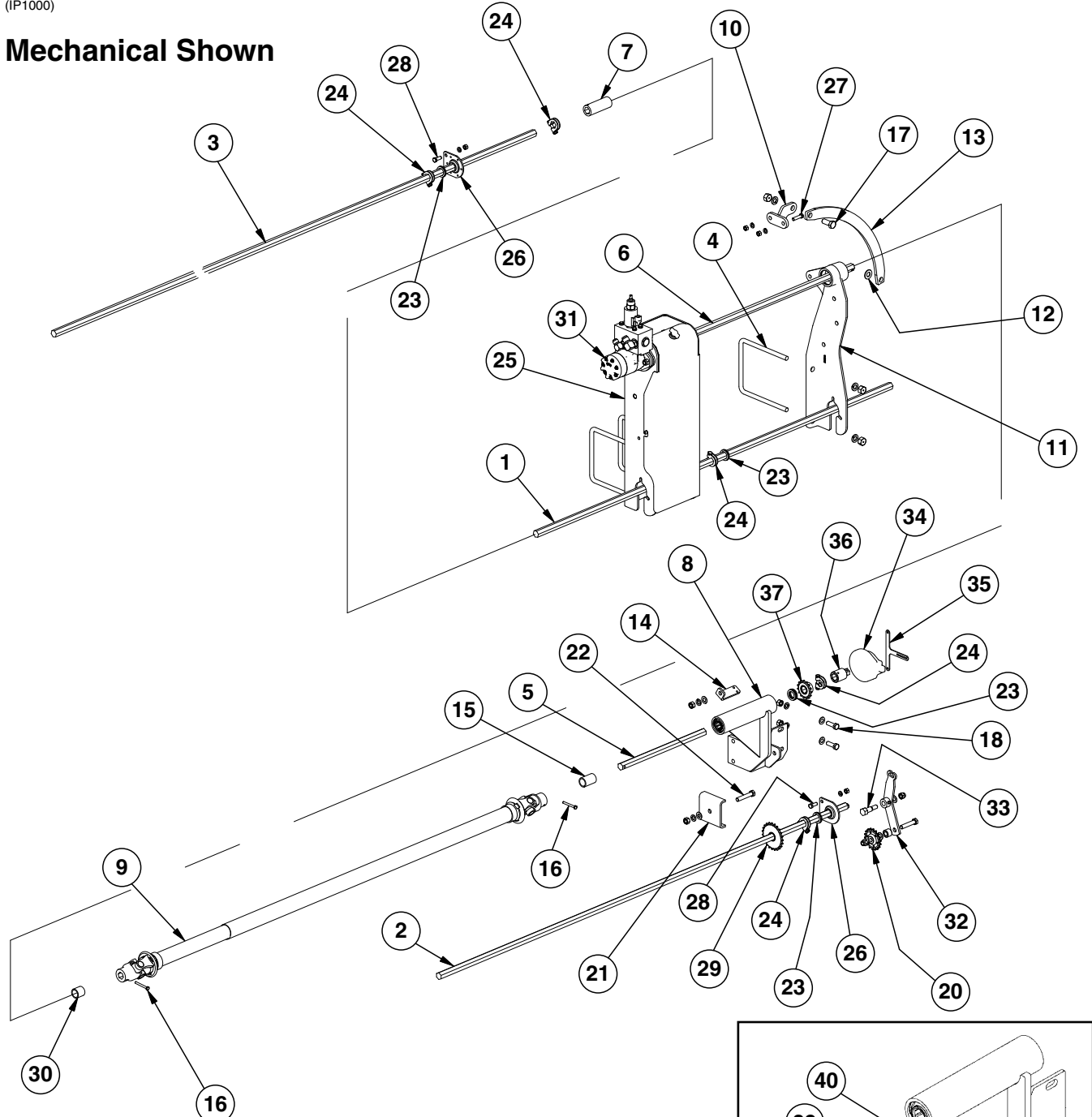
ITEM	PART NO.	QTY. (Per Assy.)	DESCRIPTION
1	G10006	2	Hex Head Cap Screw, 5/8"-11 x 2 1/4"
	G10230	2	Lock Washer, 5/8"
	G10104	2	Hex Nut, 5/8"-11
	GD7805	2	Special Washer, 5/8", Hardened
2	GA5122	1	Wheel Tower Clamp
3	G10006	4	Hex Head Cap Screw, 5/8"-11 x 2 1/4"
	GD7805	6	Special Washer, 5/8", Hardened
	G10230	4	Lock Washer, 5/8"
	G10104	4	Hex Nut, 5/8"-11
4	---	-	<u>See "Master / Slave / Lift Assist Cylinders", Pages P110-P112</u>
5	GD5841	1	Pin, 1 1/4" x 5 5/8"
	G10460	2	Cotter Pin, 1/4" x 2"
6	GA7376	1	Scraper Mount
7	GD12543	1	Scraper
8	G11081	2	Hex Jam Nut, 1 1/2"-12, Grade 2
9	GA0895	2	Bearing
10	GA2148	1	Hub W/Cups, 6 Bolt
	GR0434	-	Cup
11	GR0270	6	Lug Bolt, 9/16"-18
12	GA2558	1	Spindle W/Round External Retaining Ring, 9 1/2"
	GD11490	-	Round External Retaining Ring
13	GD13401	-	Tire, 7.50" x 20", 8 Ply, Tubeless W/O Center Rib (Specify Brand*)
14	GA2142	1	Rim, 5.50" x 20"
15	GA7434	1	Valve Stem
16	G10025	2	Hex Head Cap Screw, 3/4"-10 x 1 1/2"
	G10231	2	Lock Washer, 3/4"
	G10105	2	Hex Nut, 3/4"-10
17	G10026	2	Hex Head Cap Screw, 3/4"-10 x 2"
	G10231	2	Lock Washer, 3/4"
18	G10636	4	Carriage Bolt, 1/2"-13 x 1 1/2"
	G10228	4	Lock Washer, 1/2"
	G10216	4	Washer, 1/2" USS
	G10102	4	Hex Nut, 1/2"-13
19	G10139	2	Washer, 1 1/4" USS
20	G10159	-	Machine Bushing, 1 1/4", 10 Gauge (As Required)
21	G10581	2	Hex Head Cap Screw, 1/2"-13 x 2 1/4"
	G10111	2	Lock Nut, 1/2"-13
22	GA5121	2	Pin, 2 1/8"
23	GA11276	1	Arm
24	GD11695	1	Pin, 1 1/4" x 13 1/4"
25	G10610	2	Spring Pin, 3/8" x 2"
26	GA9877	1	Clamp W/Grease Fittings
	G10640	2	Grease Fitting, 1/4"-28
A	GA2147	-	Hub And Spindle Assembly (Items 8-10 And 12)
B	GA7409	-	Scraper Assembly (Items 6, 7, 16 And 18)

* Specific brand requests will be supplied only as available from current KINZE® Repair Parts stock. If a specific brand requested is not in stock, the brand available will be supplied.

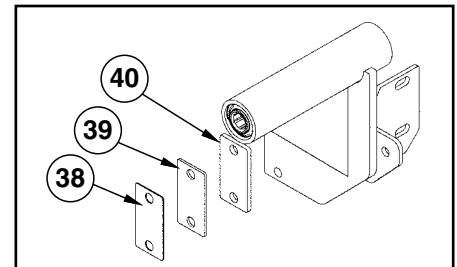
R.H. HYDRAULIC DRIVELINE ASSEMBLY

(IP1000)

Mechanical Shown



ITEM	PART NO.	QTY.	DESCRIPTION
1	GD0914-68	1	Hex Shaft, 7/8" x 68" (No Holes)
2	GD0914-78	1	Hex Shaft, 7/8" x 78" (No Holes)
3	GD0914-180	1	Hex Shaft, 7/8" x 180" (No Holes)
4	GD1114	1	U-Bolt, 7" x 7" x 5/8"-11
	G10230	2	Lock Washer, 5/8"
	G10104	2	Hex Nut, 5/8"-11
5	GD2548-16	1	Hex Shaft, 7/8" x 16" (1 Hole)
6	GD2548-39	1	Hex Shaft, 7/8" x 39"
7	GD10126	1	Coupler, 4"
8	GA11187	1	Mount W/Bearings And Rings, L.H. Side
9	GA14132	1	U-Joint Assembly
	GA8001	1	U-Joint W/Grease Fitting, Male, 40 13/32"
	GR1294	1	Cross And Bearing Kit



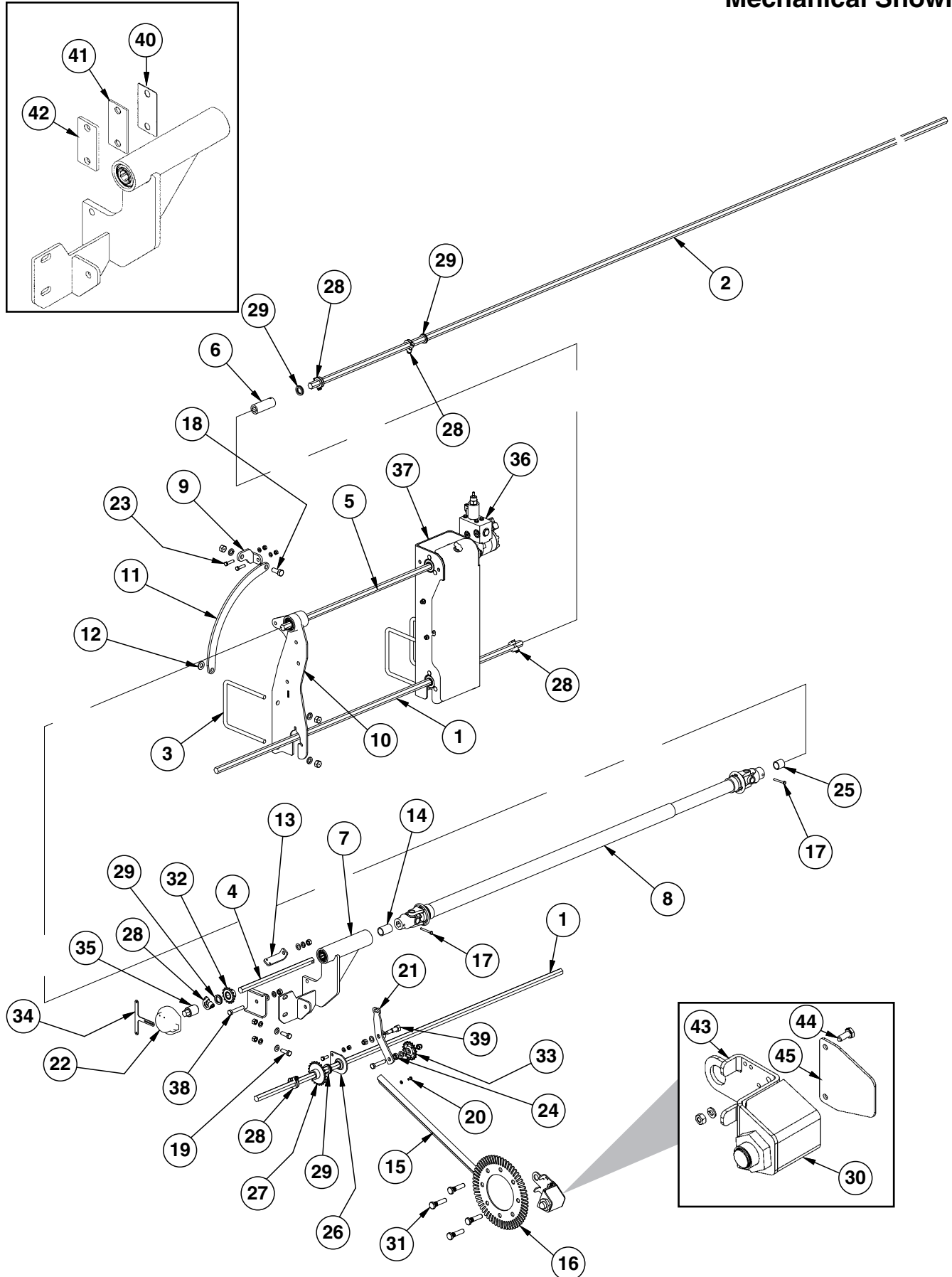
R.H. HYDRAULIC DRIVELINE ASSEMBLY

ITEM	PART NO.	QTY.	DESCRIPTION
	GA14131	1	Outer Profile Shaft
	GA14220	1	Outer Drive Shaft Cover
	GA14221	1	Inner Drive Shaft Cover
10	GA11964	1	Brace Mount
11	GA13699	1	Chain Mount Assembly
	GB0374	1	Chain Mount
	GD6551	1	Ring
	GA5116	1	Bearing, 7/8" Hex Bore, Cylindrical
12	GD7805	1	Special Washer, 5/8", Hardened
13	GD17095	1	Brace Bar, 21", L.H.
14	GD18070	1	Spring Mount Bracket
	G10016	1	Hex Head Cap Screw, 1/2"-13 x 2"
	G10228	1	Lock Washer, 1/2"
	G10206	1	Washer, 1/2" SAE
	G10102	1	Hex Nut, 1/2"-13
	GD5857	1	Spring
15	GD1199-04	1	Spacer
16	G10880	2	Hex Head Cap Screw, 1/4"-20 x 2 1/4"
	G10110	2	Lock Nut, 1/4"-20, Grade B
17	G10007	1	Hex Head Cap Screw, 5/8"-11 x 1 1/2"
	G10230	1	Lock Washer, 5/8"
	G10104	1	Hex Nut, 5/8"-11
18	G10017	2	Hex Head Cap Screw, 1/2"-13 x 1 1/2"
	G10228	2	Lock Washer, 1/2"
	G10206	2	Washer, 1/2" SAE
19	G10053	1	Hex Head Cap Screw, 1/2"-13 x 2 1/2"
20	GA7154	1	Sprocket W/Bearing, 18 Tooth
	GD10356	1	Bushing, 3/4" Long
	G10206	1	Washer, 1/2" SAE
	G10111	1	Lock Nut, 1/2"-13
21	GD0740	1	Hose Clamp, 3/4" x 4" x 3 1/2"
22	G10397	1	Hex Head Cap Screw, 1/2"-13 x 2 3/4"
	G10206	1	Washer, 1/2" SAE
	G10111	1	Lock Nut, 1/2"-13
23	G10233	5	Machine Bushing, 1 1/2" x 1/32", 10 Gauge
24	GA11331	5	Hex Lock Clamp Assembly
25	GA13524	1	Motor Mount Bracket
26	GA2180	2	Hanger Bearing, 7/8" Hex Bore
27	G10003	2	Hex Head Cap Screw, 3/8"-16 x 1 1/2"
	G10101	2	Hex Nut, 3/8"-16
	G10229	2	Lock Washer, 3/8"
28	G10001	4	Hex Head Cap Screw, 3/8"-16 x 1"
	G10101	4	Hex Nut, 3/8"-16
	G10229	4	Lock Washer, 3/8"
29	GA5108	1	Sprocket, 23 Tooth (Mechanical)
	GA5202	1	Sprocket, 34 Tooth (EdgeVac)
	G3310-100	1	Chain, No. 40, 100 Pitch Including Connector Link (Mechanical)
	G3310-106	1	Chain, No. 40, 106 Pitch Including Connector Link (EdgeVac)
	GR0912	1	Connector Link, No. 40
30	GD1199-06	1	Spacer
31	---	-	See "Hydraulic Motor", Page P117
32	GA13235	1	Idler Arm (L.H.)
33	GD18699	1	Shoulder Bolt, 1/2"-13
	G10206	1	Washer, 1/2" SAE
	G10111	1	Lock Nut, 1/2"-13
34	GA12565	1	Encoder Module
35	GD19248	1	Anti-Rotation Encoder Bracket
36	GA12661	1	Hex Adapter Encoder
	G11242	1	Hex Socket Set Screw, 1/4"-20 x 3/8"
37	GA5105	1	Sprocket, 15 Tooth
38	GD16355-01	1	Shim, 2" x 4" x 16 Gauge
39	GD16355-02	1	Shim, 2" x 4" x 10 Gauge
40	GD16355-03	1	Shim, 2" x 4" x 1/4"

L.H. HYDRAULIC DRIVELINE ASSEMBLY

(IP1002)

Mechanical Shown



L.H. HYDRAULIC DRIVELINE ASSEMBLY

ITEM	PART NO.	QTY.	DESCRIPTION
1	GD0914-68	2	Hex Shaft, 7/8" x 68" (No Holes)
2	GD0914-180	1	Hex Shaft, 7/8" x 180" (No Holes)
3	GD1114	1	U-Bolt, 7" x 7" x 5/8"-11
	G10230	2	Lock Washer, 5/8"
	G10104	2	Hex Nut, 5/8"-11
4	GD2548-16	1	Hex Shaft, 7/8" x 16" (1 Hole)
5	GD2548-39	1	Hex Shaft, 7/8" x 39"
6	GD10126	1	Coupler, 4"
7	GA11186	1	Mount W/Bearings And Rings, R.H. Side
8	GA14132	1	U-Joint Assembly
9	GA11964	1	Brace Mount
10	GA13700	1	Chain Mount Assembly, R.H.
	GD6551	1	Ring
	GA5116	1	Bearing, 7/8" Hex Bore, Cylindrical
	GB0374	1	Chain Mount
11	GD17094	1	Brace Bar, 19 3/4", R.H.
12	GD7805	1	Special Washer, 5/8", Hardened
13	GD18070	1	Spring Mount Bracket
	G10016	1	Hex Head Cap Screw, 1/2"-13 x 2"
	G10206	1	Washer, 1/2" SAE
	G10228	1	Lock Washer, 1/2"
	G10102	1	Hex Nut, 1/2"-13
	GD5857	1	Spring
14	GD1199-04	1	Spacer
15	GD19252	1	Cable Guard Bracket
16	GD18643	2	Jump Start Wheel
17	G10880	2	Hex Head Cap Screw, 1/4"-20 x 2 1/4"
	G10110	2	Lock Nut, 1/4"-20, Grade B
18	G10007	1	Hex Head Cap Screw, 5/8"-11 x 1 1/2"
	G10230	1	Lock Washer, 5/8"
	G10104	1	Hex Nut, 5/8"-11
19	G10017	2	Hex Head Cap Screw, 1/2"-13 x 1 1/2"
	G10206	2	Washer, 1/2" SAE
	G10228	2	Lock Washer, 1/2"
	G10102	2	Hex Nut, 1/2"-13
20	G10022	2	Hex Head Cap Screw, 1/4"-20 x 1/2"
	G10227	2	Lock Washer, 1/4"
21	GA13234	2	Idler Arm (R.H.)
22	GA12565	1	Encoder Module
23	G10003	2	Hex Head Cap Screw, 3/8"-16 x 1 1/2"
	G10101	2	Hex Nut, 3/8"-16
	G10229	2	Lock Washer, 3/8"
24	GD10161	1	Spacer, 3/8"
	G10053	1	Hex Head Cap Screw, 1/2"-13 x 2 1/2"
	G10206	1	Washer, 1/2" SAE
	G10111	1	Lock Nut, 1/2"-13
25	GD1199-06	1	Spacer
26	GA2180	1	Hanger Bearing, 7/8" Hex Bore
	G10001	2	Hex Head Cap Screw, 3/8"-16 x 1"
	G10101	2	Hex Nut, 3/8"-16
	G10229	2	Lock Washer, 3/8"
27	GA5108	1	Sprocket, 23 Tooth (Mechanical)
	GA5202	1	Sprocket, 34 Tooth (EdgeVac)
	G3310-100	1	Chain, No. 40, 100 Pitch Including Connector Link (Mechanical)
	G3310-106	1	Chain, No. 40, 106 Pitch Including Connector Link (EdgeVac)
	GR0912	1	Connector Link, No. 40

(Continued)

L.H. HYDRAULIC DRIVELINE ASSEMBLY

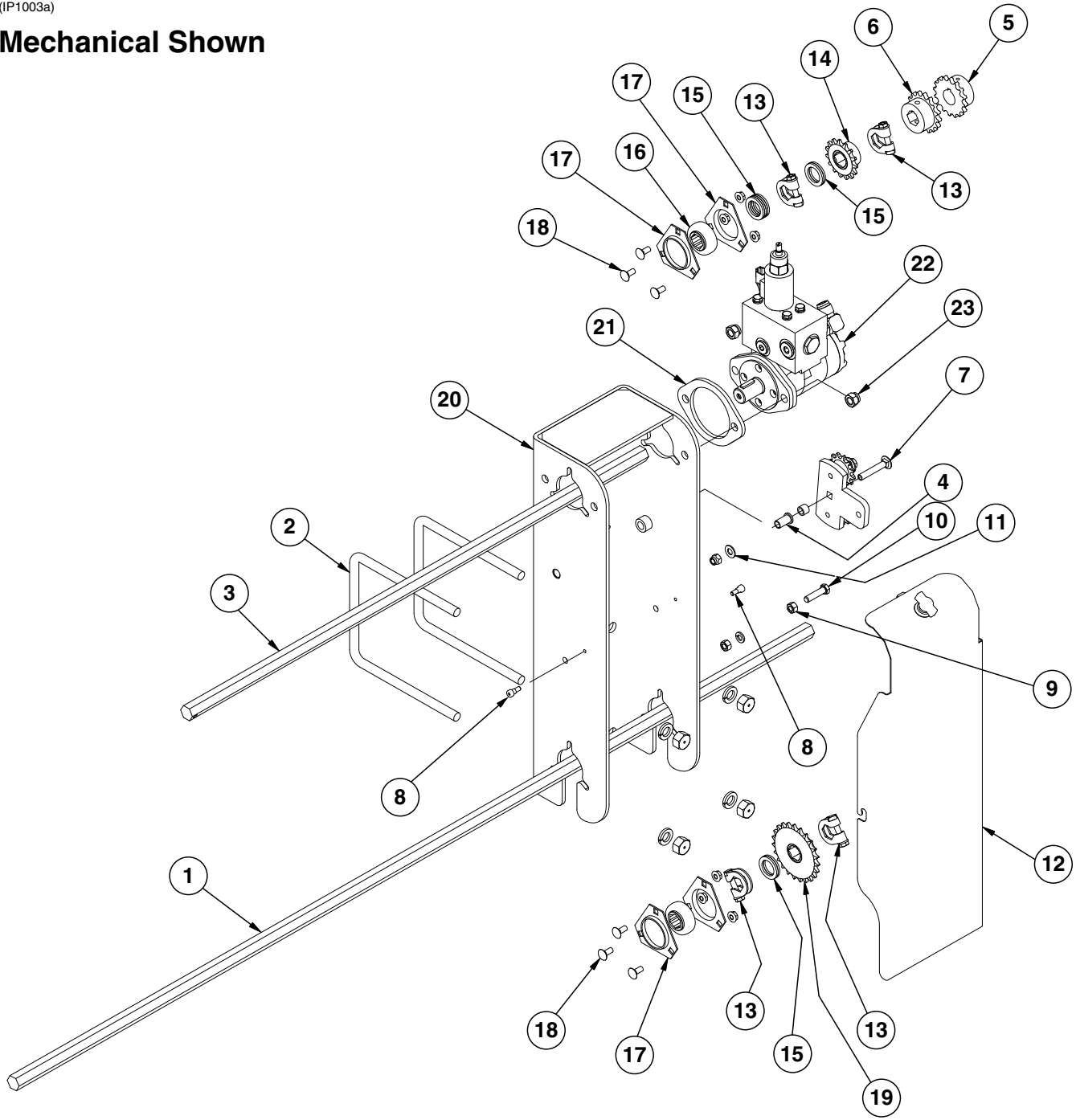
ITEM	PART NO.	QTY.	DESCRIPTION
	(Continued)		
28	GA11331	4	Hex Lock Clamp Assembly
29	G10233	7	Machine Bushing, 1 1/2" x 1/32", 10 Gauge
30	GA13204	1	Hall Effect Sensor
31	GD18676	4	Lug Bolt, 5/8"-18 x 2 3/4"
	G11254	4	Serrated Flange Nut, 5/8"-18
32	GA5105	1	Sprocket, 15 Tooth
33	GA7154	1	Sprocket W/Bearing, 18 Tooth
34	GD19248	1	Anti-Rotation Encoder Bracket
35	GA12661	1	Hex Adapter Encoder
35	G11242	1	Hex Socket Set Screw, 1/4"-20 x 3/8"
36	---	-	See "Hydraulic Motor", Page P117
37	GA13524	1	Motor Mount Bracket
38	GD0740	1	Hose Clamp, 3/4" x 4" x 3 1/2"
	G10397	1	Hex Head Cap Screw, 1/2"-13 x 2 3/4"
	G10206	1	Washer, 1/2" SAE
	G10102	1	Hex Nut, 1/2"-13
39	GD18699	1	Shoulder Bolt, 1/2"-13
	G10206	1	Washer, 1/2" SAE
	G10111	1	Lock Nut, 1/2"-13
40	GD16355-01	1	Shim, 2" x 4" x 16 Gauge
41	GD16355-02	1	Shim, 2" x 4" x 10 Gauge
42	GD16355-03	1	Shim, 2" x 4" x 1/4"
43	GA13227	1	Sensor Bracket
44	G10020	2	Hex Head Cap Screw, 1/4"-20 x 5/8"
	G10227	2	Lock Washer, 1/4"
	G10103	2	Hex Nut, 1/4"-20
45	GD18646	1	Sensor Bracket Cover
A	GA13214	1	Sensor Bracket Assembly (Items 30 And 43 - 45)

This page left blank intentionally.

R.H. HYDAULIC MOTOR DRIVELINE ASSEMBLY

(IP1003a)

Mechanical Shown



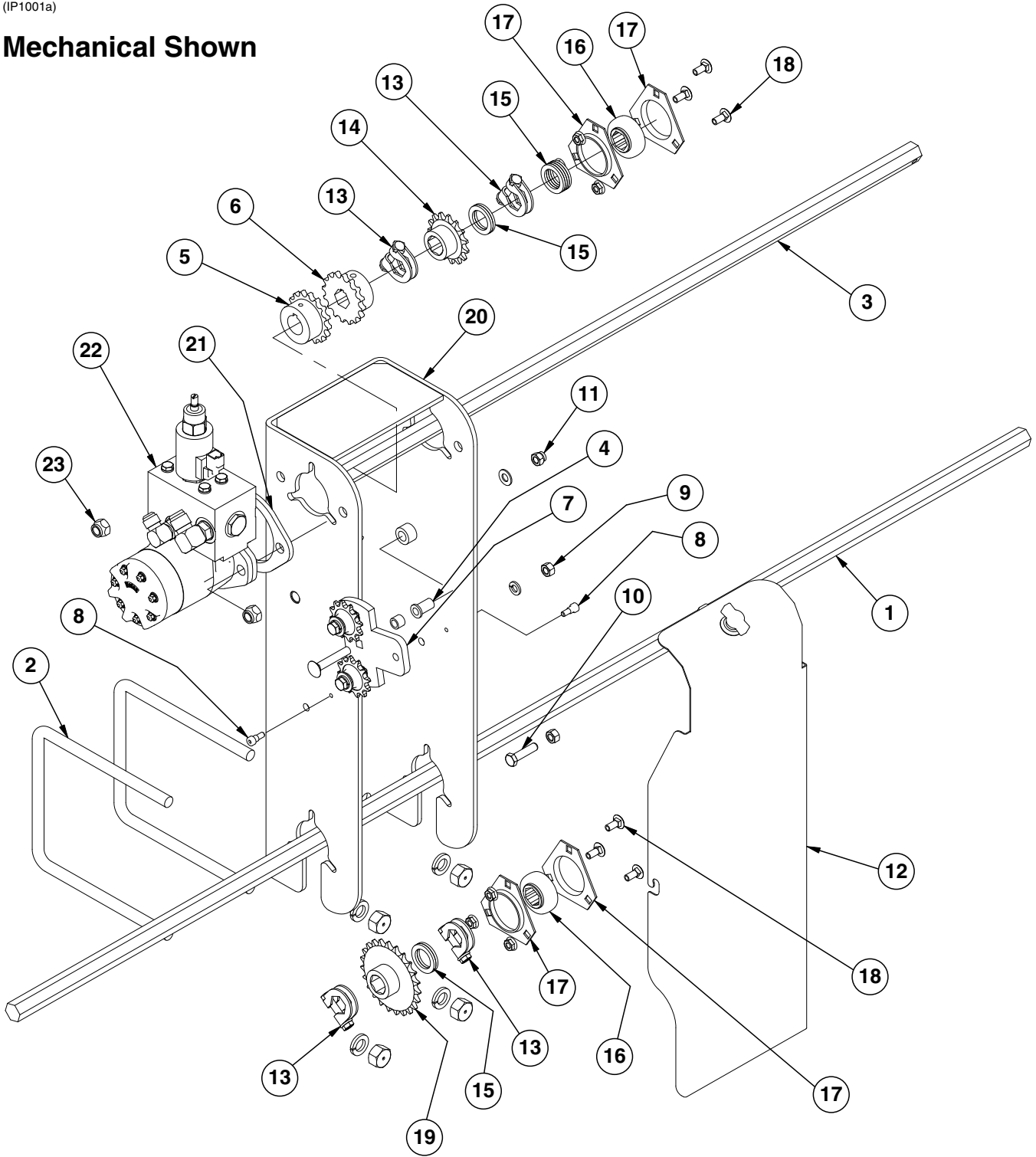
R.H. HYDRAULIC MOTOR DRIVELINE ASSEMBLY

ITEM	PART NO.	QTY.	DESCRIPTION
1	GD0914-68	1	Hex Shaft, 7/8" x 68" (No Holes)
2	GD1114	2	U-Bolt, 7" x 7" x 5/8"-11
	G10230	4	Lock Washer, 5/8"
	G10104	4	Hex Nut, 5/8"-11
3	GD2548-39	1	Hex Shaft, 7/8" x 39"
4	GD2971-03	1	Tube
	GD15532	1	Bronze Bushing, 1"
5	GD16490	1	Coupler, 1" I.D.
	G3317-16	1	Chain, Double No. 40, 16 Pitches
	GR1790	-	Connector Link, Double No. 40
6	GD16489	1	Coupler, 7/8" Hex
7	G11119	1	Carriage Bolt, 3/8"-16 x 2 1/4"
	GD5857	1	Spring
	GA11287	1	Idler W/Sprockets, Sleeves And Hardware
	G11118	1	Clevis Pin, 3/8" x 3/4"
	G10860	1	Retaining Ring, 3/8"
8	G11293	2	Hex Socket Head Shoulder Screw, 5/16"-20 x 1/4"
9	G10229	2	Lock Washer, 3/8"
	G10101	1	Hex Nut, 3/8"-16
10	G10003	1	Hex Head Cap Screw, 3/8"-16 x 1 1/2"
11	G10203	1	Washer, 3/8" SAE
	G10108	1	Lock Nut, 3/8"-16
12	GA13525	1	Hydraulic Drive Cover
13	GA11331	4	Hex Lock Clamp Assembly
14	GA5105	1	Sprocket, 15 Tooth
15	G10233	8	Machine Bushing, 1 1/2" x 1/32", 10 Gauge
16	G2100-03	2	Bearing, 7/8" Hex Bore, Spherical
17	G3400-01	4	Flangette
18	G10620	6	Serrated Flange Nut, 5/16"-18
	G10312	6	Carriage Bolt, 5/16"-18 x 3/4"
19	GA5108	1	Sprocket, 23 Tooth (Mechanical)
	GA5202	1	Sprocket, 34 Tooth (EdgeVac)
	G3310-100	1	Chain, No. 40, 100 Pitch Including Connector Link (Mechanical)
	G3310-106	1	Chain, No. 40, 106 Pitch Including Connector Link (EdgeVac)
	GR0912	1	Connector Link, No. 40
20	GA13524	1	Motor Mount Bracket
21	GD19242	1	Adapter Plate
22	---	-	<u>See "Hydraulic Motor", Page P117</u>
23	G10016	2	Hex Head Cap Screw, 1/2"-13 x 2"
	G10111	2	Lock Nut, 1/2"-13
	G10228	2	Lock Washer, 1/2"

L.H. HYDRAULIC MOTOR DRIVELINE ASSEMBLY

(IP1001a)

Mechanical Shown

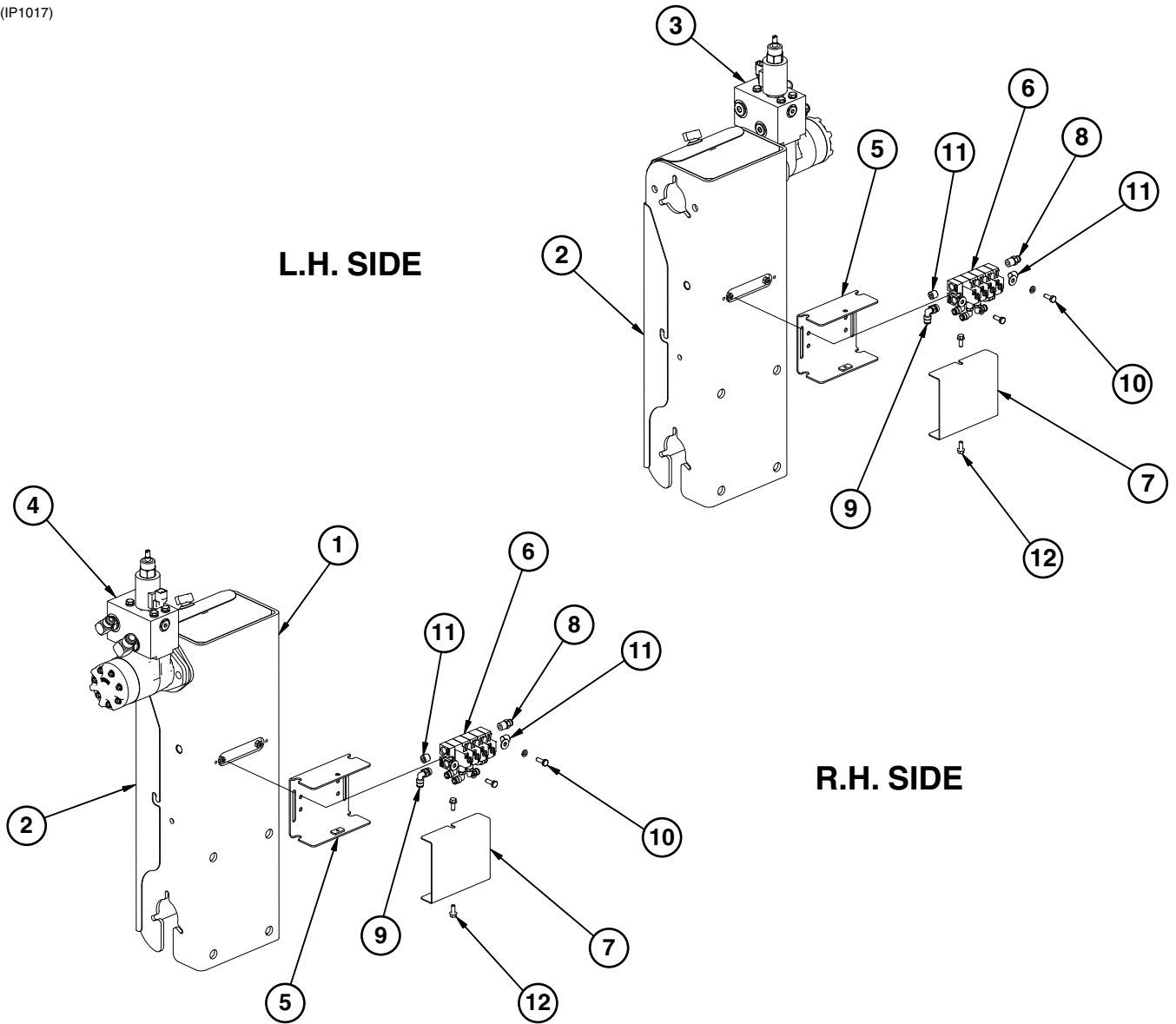


L.H. HYDRAULIC MOTOR DRIVELINE ASSEMBLY

ITEM	PART NO.	QTY.	DESCRIPTION
1	GD0914-68	1	Hex Shaft, 7/8" x 68" (No Holes)
2	GD1114	2	U-Bolt, 7" x 7" x 5/8"-11
	G10230	4	Lock Washer, 5/8"
	G10104	4	Hex Nut, 5/8"-11
3	GD2548-39	1	Hex Shaft, 7/8" x 39"
4	GD15532	1	Bronze Bushing, 1"
	GD2971-03	1	Tube
5	GD16490	1	Coupler, 1" I.D.
	G3317-16	1	Chain, Double No. 40, 16 Pitches
	GR1790	-	Connector Link, Double No. 40
6	GD16489	1	Coupler, 7/8" Hex
7	GA11287	1	Idler W/Sprockets, Sleeves And Hardware
	GD5857	1	Spring
	G11119	1	Carriage Bolt, 3/8"-16 x 2 1/4"
	G11118	1	Clevis Pin, 3/8" x 3/4"
	G10860	1	Retaining Ring, 3/8"
8	G11293	2	Hex Socket Head Shoulder Screw, 5/16"-20 x 1/4"
9	G10101	2	Hex Nut, 3/8"-16
	G10229	1	Lock Washer, 3/8"
10	G10003	1	Hex Head Cap Screw, 3/8"-16 x 1 1/2"
11	G10108	1	Lock Nut, 3/8"-16
	G10203	1	Washer, 3/8" SAE
12	GA13525	1	Hydraulic Drive Cover
13	GA11331	4	Hex Lock Clamp Assembly
14	GA5105	1	Sprocket, 15 Tooth
15	G10233	8	Machine Bushing, 1 1/2" x 1/32", 10 Gauge
16	G2100-03	2	Bearing, 7/8" Hex Bore, Spherical
17	G3400-01	4	Flangette
18	G10312	6	Carriage Bolt, 5/16"-18 x 3/4"
	G10620	6	Serrated Flange Nut, 5/16"-18
19	GA5108	1	Sprocket, 23 Tooth (Mechanical)
	GA5202	1	Sprocket, 34 Tooth (EdgeVac)
	G3310-100	1	Chain, No. 40, 100 Pitch Including Connector Link (Mechanical)
	G3310-106	1	Chain, No. 40, 106 Pitch Including Connector Link (EdgeVac)
	GR0912	1	Connector Link, No. 40
20	GA13524	1	Motor Mount Bracket
21	GD19242	1	Adapter Plate
22	---	-	<u>See "Hydraulic Motor", Page P117</u>
23	G10111	2	Lock Nut, 1/2"-13
	G10016	2	Hex Head Cap Screw, 1/2"-13 x 2"

CLUTCH VALVE ASSEMBLIES

(IP1017)

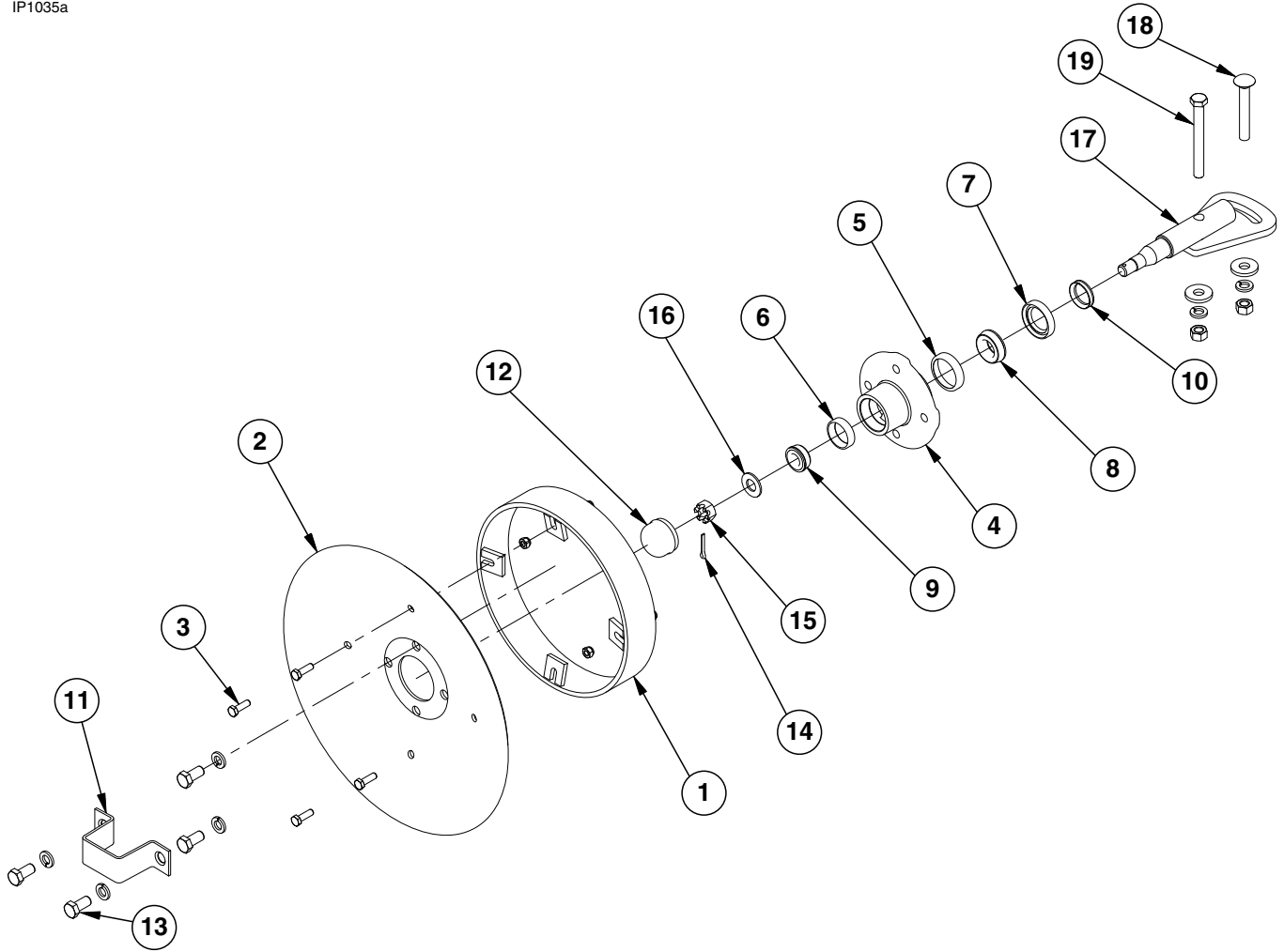


CLUTCH VALVE ASSEMBLIES

ITEM	PART NO.	QTY.	DESCRIPTION
1	---	-	<u>See "Hydraulic Motor Driveline Assemblies", Pages P98-P101</u>
2	---	-	<u>See "Hydraulic Motor Driveline Assemblies", Pages P98-P101</u>
3	---	-	<u>See "Hydraulic Motor", Pages P117</u>
4	---	-	<u>See "Hydraulic Motor", Pages P117</u>
5	GA13574	2	Clutch Valve Bracket
6	GA13529	2	Clutch Valve Assembly
	G11276	4	Hex Socket Head Cap Screw, 1/4"-20 X 1 1/4"
	G10103	4	Hex Nut, 1/4"-20
7	GD19190	2	Clutch Valve Cover
8	GD18085	2	Male Connector, 1/4"
9	GD17148	2	Male Connector, 1/4"
10	G10023	4	Hex Head Cap Screw, 1/4"-20 x 3/4"
	G10227	8	Lock Washer, 1/4"
	G10209	4	Washer, 1/4" USS
11	GD17156	4	Plug, 1/4" NPT
12	G10960	4	Flanged Whiz Lock Screw, 1/4"-20 x 5/8", No Serration

ROW MARKER SPINDLE / HUB / BLADE

IP1035a



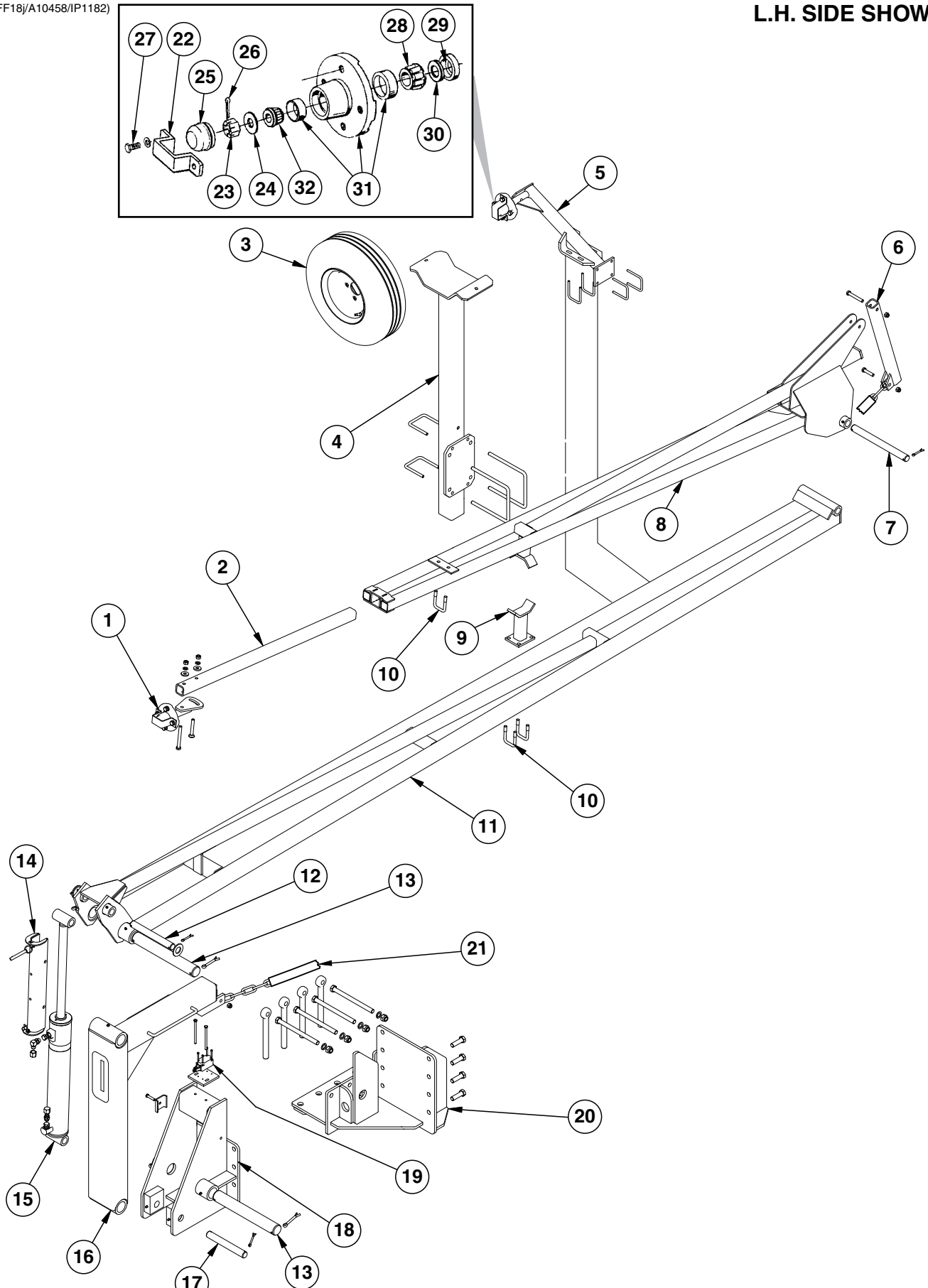
ROW MARKER SPINDLE / HUB / BLADE

ITEM	PART NO.	QTY. (Per Assy.)	DESCRIPTION
1	GA5853	1	Depth Band
2	GD0746	1	Disc Blade, Solid, 16" (Shown)
	GD10283	-	Disc Blade, Notched, 16" (Optional)
3	G10019	4	Hex Head Cap Screw, 5/16"-18 x 1"
	G10109	4	Lock Nut, 5/16"-18, Grade 8
4	GA0167	1	Hub W/Cups, 4 Bolt (Includes Items 5 and 6)
5	GR0150	1	Inner Cup
6	GR0151	1	Outer Cup
7	GA0243	1	Grease Seal
8	GA0245	1	Bearing
9	GA0257	1	Bearing
10	GA0899	1	Rubber Seal
11	GD2597	1	Retainer
12	GD0840	1	Dust Cap
13	G10722	4	Hex Head Cap Screw, 1/2"-20 x 1"
	G10228	4	Lock Washer, 1/2"
14	G10544	1	Cotter Pin, 5/32" x 1"
15	G10725	1	Slotted Hex Nut, 5/8"-18
16	G10724	1	Washer, 5/8" SAE
17	GA13695	1	Spindle
18	G10844	1	Carriage Bolt, 1/2"-13 x 3 1/2"
	G10168	1	Machine Bushing, 1/2", 7 Gauge
	G10228	1	Lock Washer, 1/2"
	G10102	1	Hex Nut, 1/2"-13
19	G10045	1	Hex Head Cap Screw, 1/2"-13 x 4 1/2"
	G10168	1	Machine Bushing, 1/2", 7 Gauge
	G10228	1	Lock Washer, 1/2"
	G10102	1	Hex Nut, 1/2"-13
A	GA13719	-	Hub And Spindle Assembly, (Items 11-17)

ROW MARKER ASSEMBLY

(FF18/A10458/IP1182)

L.H. SIDE SHOWN



ROW MARKER ASSEMBLY

ITEM	PART NO.	QTY. (Per Assy.)	DESCRIPTION
1	---	-	<u>See "Row Marker Spindle / Hub / Blade", Pages P104 and P105</u>
2	GD0453-07	1	Extension Tube, 45"
3	GA10409	1	Tire and Rim Assembly
	GA10458	1	Valve Stem
	GD15489	1	Tire, 20.5 x 8.0-10 (Specify Brand*)
	GA10457	1	Rim, 6" x 10"
4	GA12476	1	Tire Support
	GD17967	1	Plate, 7 1/2" x 11 1/4"
	GD16356	2	U-Bolt, 3 1/2" x 3 1/2" x 1/2"-13
	GD14559	2	U-Bolt, 7" x 7" x 5/8"-11 (9" Long)
	G10230	4	Lock Washer, 5/8"
	G10104	4	Hex Nut, 5/8"-11
5	GA0160R	1	Support, R.H.
	GA0160L	-	Support, L.H. (Shown)
	GD19212	4	U-Bolt, 2 1/2" x 3/8"-16
	G10229	8	Lock Washer, 3/8"
	G10101	8	Hex Nut, 3/8"-16
6	GA6860	1	Bracket
	G10581	1	Hex Head Cap Screw, 1/2"-13 x 2 1/4"
	G10111	3	Lock Nut, 1/2"-13
	G10033	1	Hex Head Cap Screw, 1/2"-13 x 3 1/2"
7	GD0704	1	Pin, 1 1/4" x 14"
	G10460	6	Cotter Pin, 1/4" x 2"
8	GA9103	1	Arm W/Grease Fittings, Third Stage, 117"
	G10640	-	Grease Fitting, 1/4"-28
9	GA9101	1	Stop Weld
10	GD2721	3	U-Bolt, 2" x 2" x 1/2"-13
	G10228	6	Lock Washer, 1/2"
	G10102	6	Hex Nut, 1/2"-13
11	GA9102	1	Arm W/Grease Fittings, Second Stage, 185"
	G10640	-	Grease Fitting, 1/4"-28
12	GD9964	1	Pin, 1 1/4" x 10 1/2"
	G10979	2	Special Washer, 1 1/4" (If Applicable)
13	GD0677	2	Pin, 2 1/8" x 15 3/4"
	G10461	4	Cotter Pin, 3/8" x 3"
14	GA8172	1	Safety Lockup W/Detent Pins, 20"
	G10536	-	Detent Pin, 1/2" x 2 1/2" Grip
15	---	-	<u>See "Row Marker Cylinder", Page P109</u>
	G6801-08	1	Elbow W/O-Ring, 90°, 3/4"-16 Male JIC To O-Ring
	G6400-08	1	Connector W/O-Ring, 3/4"-16 Male JIC To O-Ring
	G304-C-8	2	Cap Nut, 3/4"-16 JIC
	GR1037	-	O-Ring
16	GA6870	1	Arm, First Stage
	G10038	1	Hex Head Cap Screw, 1/2"-13 x 3"
17	GD10186	1	Pin, 1 1/4" x 9 1/2"
	G10460	2	Cotter Pin, 1/4" x 2"
18	GA4031	1	Mount W/Grease Fittings
	G10640	-	Grease Fitting, 1/4"-28
	GD5875	1	Hose Clamp, 9/16" x 2 1/2" x 2"
	G10047	1	Hex Head Cap Screw, 3/8"-16 x 1 3/4"
	G10108	1	Lock Nut, 3/8"-16
19	G11167	4	Hex Socket Head Cap Screw, No. 10-32 x 1 1/2", Grade 8
	GD16175	1	Mount
	GA13474	1	Limit Switch

ROW MARKER ASSEMBLY

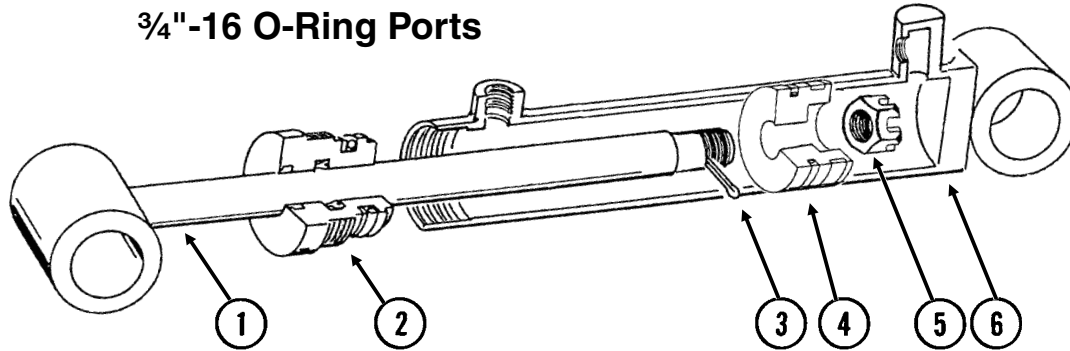
ITEM	PART NO.	QTY. (Per Assy.)	DESCRIPTION
	(Continued)		
	G10764	2	Hex Head Cap Screw, 5/16"-18 x 5"
	G10221	2	Washer, 5/16" SAE
	GA11299	1	Wiring Harness, 63", All Sizes
	G10109	2	Lock Nut, 5/16"-18, Grade 8
20	GA12475	1	Mount, L.H. (Shown)
	GA12474	-	Mount, R.H.
	GD15283	4	Eyebolt, 1"-14 x 10"
	GD2169	4	Special Washer, 25/32" I.D. x 1 1/4" O.D., Hardened
	GD10231	4	Special Washer, 1 1/16" I.D. x 2" O.D.
	G11108	4	Lock Nut, 1"-14
	G10477	4	Hex Head Cap Screw, 3/4"-10 x 10"
	G10027	8	Hex Head Cap Screw, 3/4"-10 x 2 1/2"
	G10194	8	Washer, 3/4" SAE
	G10112	12	Lock Nut, 3/4"-10
21	G3302-05	1	Coil Chain, No. 9/0, 79 Links
	GD10674-01	1	Nylon Cover, 141"
22	GD2597	1	Retainer
23	G10725	1	Slotted Hex Nut, 5/8"-18
24	G10724	1	Washer, 5/8" SAE
25	GD0840	1	Dust Cap
26	G10544	1	Cotter Pin, 5/32" x 1"
27	G10722	4	Hex Head Cap Screw, 1/2"-20 x 1"
	G10228	4	Lock Washer, 1/2"
28	GA0245	1	Bearing
29	GA0243	1	Grease Seal
30	GA0899	1	Rubber Seal
31	GA0167	1	Hub W/Cups, 4 Bolt
	GR0151	-	Outer Cup
	GR0150	-	Inner Cup
32	GA0257	1	Bearing

* Hydraulic hose is not stocked by KINZE® Repair Parts, but can be made available on a special order basis. Call for quote.

ROW MARKER CYLINDER

(CYL032d)

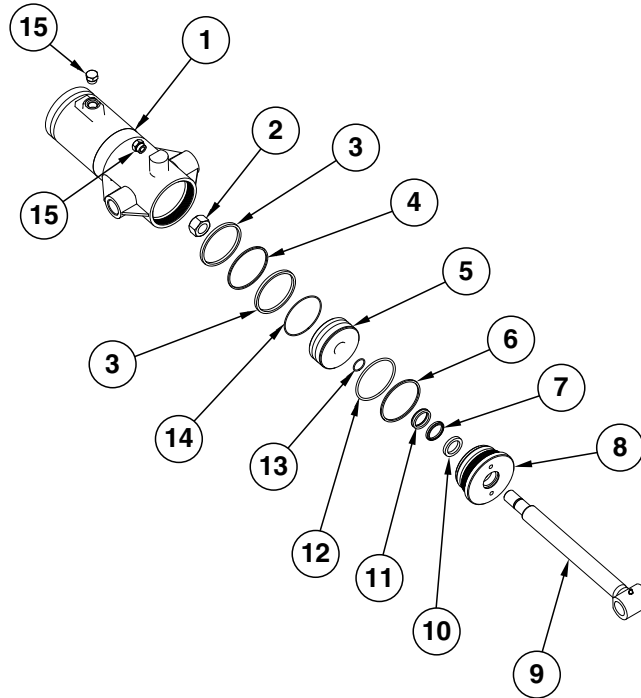
3/4"-16 O-Ring Ports



ITEM	PART NO.	QTY.	DESCRIPTION
1	GA8948	1	Rod Assembly
2	GD12548	1	Gland
3	G10984	1	Cotter Pin, 3/16" x 2 1/2"
4	GD12550	1	Piston
5	G10983	1	Slotted Hex Nut, 1 1/8"-12
6	A8950	1	Barrel (Non-Stock Item)
A	GA8951	-	Cylinder Complete, 3 1/2" x 20" (<i>Part Number Stamped On Barrel</i>)
B	GR1532	-	Seal Kit, Includes: (2) O-Rings, (1) U-Cup, (1) Wiper, (1) T-Seal, (1) BU Ring, (1) Cast Iron Ring

MASTER CYLINDER

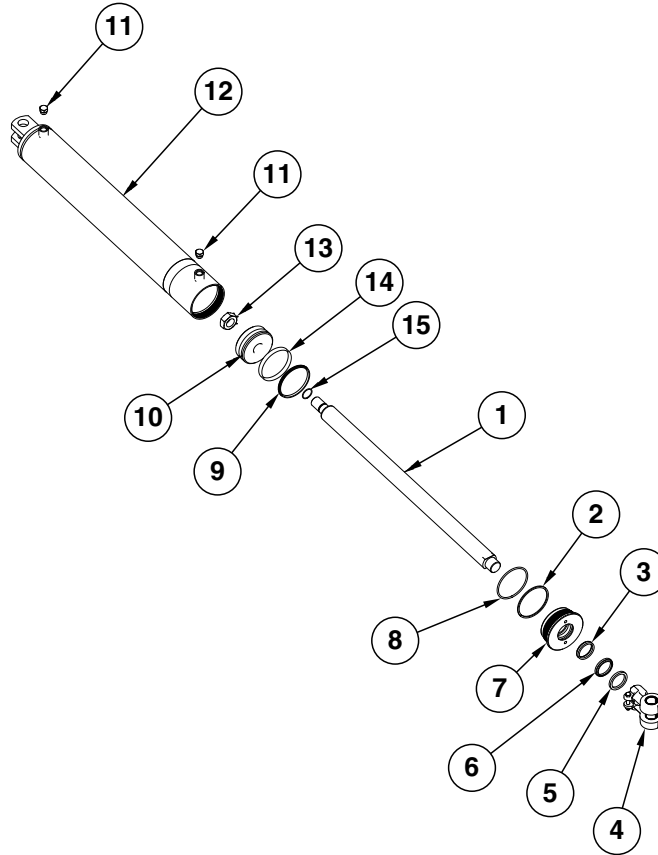
(IP1191)



ITEM	PART NO.	QTY.	DESCRIPTION
1	A13311	1	Barrel (Non-Stock Item)
2	G10958	1	Lock Nut, 1"-14
3	GD12135	2	Piston Ring
4	GD12224	1	Seal
5	GD14897	1	Piston
6	GD12222	1	Back-Up Ring
7	GD12268	1	Wiper
8	GD14898	1	Gland
9	GA10359	1	Rod Assembly W/Grease Fitting
	G10640	-	Grease Fitting, 1/4"-28
10	GD12102	1	Ring
11	GD12269	1	U-Cup Seal
12	GD12221	1	O-Ring, No. 342
13	GD12226	1	O-Ring, No. 120
14	GD12072	1	Piston Seal
15	G6408-08	2	Plug W/O-Ring, 3/4"-16 O-Ring
	GR1037	-	O-Ring
A	GA13312	-	Cylinder Complete, 4" x 8" (<i>Part Number Stamped On Barrel</i>)
B	GR1688	-	Seal Kit, Includes: (2) O-Rings, (1) U-Cup, (1) Wiper, (1) Expander, (2) Cast Iron Rings, (1) BU Ring, (1) Piston Seal

WING FOLD CYLINDER

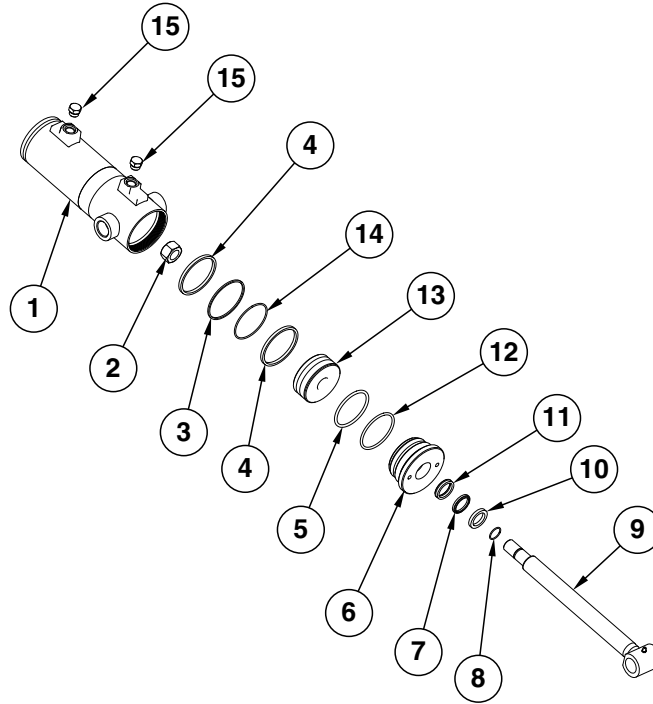
(IP1190)



ITEM	PART NO.	QTY	DESCRIPTION
1	GD14908	1	Rod
2	GD12243	1	Back-Up Ring
3	GD12255	1	U-Cup Seal
4	GA8130	1	Clevis W/Bushings, Hex Head Cap Screw And Hex Nut
	GD11751	2	Steel Bushing, 1" Wide
	G10939	1	Hex Head Cap Screw, 3/8"-16 x 2 1/4"
	G10101	1	Hex Nut, 3/8"-16
5	GD12106	1	Ring
6	GD12240	1	Wiper Rod
7	GD12522	1	Gland
8	GD12242	1	O-Ring
9	GD12282	1	T-Seal
10	GD14910	1	Piston
11	G6408-08	2	Plug W/O-Ring, 3/4"-16 O-Ring
	GR1037	-	O-Ring
12	GA10372	1	Barrel (Non-Stock Item)
13	G10972	1	Lock Nut, 1 1/4"-12
14	GD12148	1	Wear Ring
15	GD12223	1	O-Ring, No. 124
A	GA10373	-	Cylinder Complete, 4 1/2" x 30" <i>(Part Number Stamped On Barrel)</i>
B	GR1691	-	Seal Kit (For Cylinder And Counter Balance Valve), Includes: (1) Wiper, (1) U-Cup, (3) O-Rings, (1) BU Ring, (1) T-Seal, (1) Wear Ring

SLAVE / LIFT ASSIST CYLINDERS

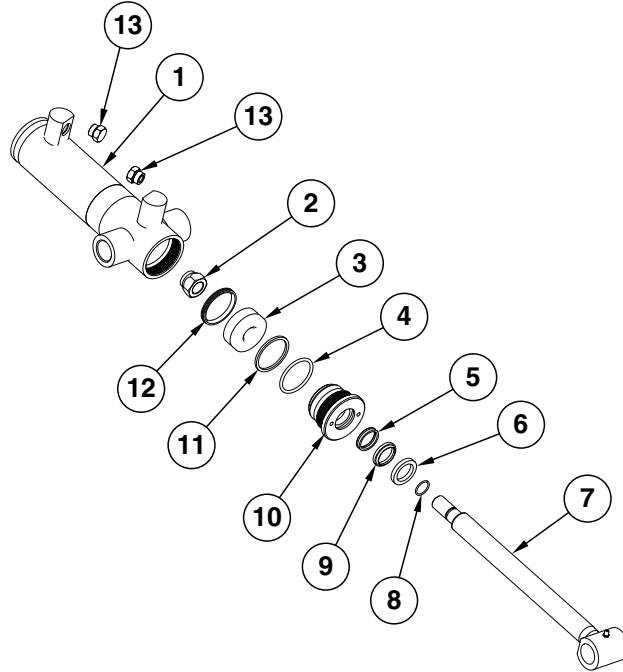
(IP1194)



ITEM	PART NO.	QTY.	DESCRIPTION
1	A10365	1	Barrel (Non-Stock Item)
2	G10958	1	Lock Nut, 1"-14
3	GD12145	1	Piston Seal
4	GD12144	2	Piston Ring
5	GD12270	1	O-Ring, No. 340
6	GD14902	1	Gland
7	GD12268	1	Wiper
8	GD12226	1	O-Ring, No. 120
9	GA10363	1	Rod Assembly W/Grease Fitting
	G10640	-	Grease Fitting, 1/4"-28
10	GD12102	1	Ring
11	GD12269	1	U-Cup
12	GD12271	1	BU Ring
13	GD14901	1	Piston
14	GD12273	1	Seal
15	G6408-08	2	Plug W/O-Ring, 3/4"-16 O-Ring
	GR1037	-	O-Ring
A	GA10366	-	Cylinder Complete, 3 3/4" x 8" (<i>Part Number Stamped On Barrel</i>)
B	GR1689	-	Seal Kit, Includes: (2) O-Rings, (1) U-Cup, (1) Wiper, (1) Seal, (2) Cast Iron Rings, (1) BU Ring, (1) Expander

SLAVE / LIFT ASSIST CYLINDERS

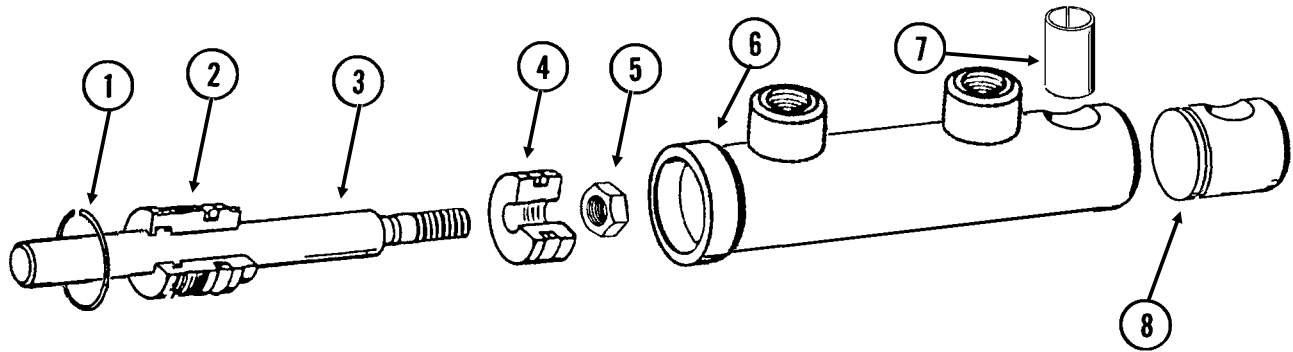
(IP1196)



ITEM	PART NO.	QTY.	DESCRIPTION
1	A8827	1	Barrel (Non-Stock Item)
2	G10969	1	Lock Nut, 7/8"-14
3	GD11986	1	Piston
4	GD12212	1	O-Ring, No. 330
5	GD12251	1	U-Cup
6	GD12102	1	Ring
7	GA8831	1	Rod Assembly W/Grease Fitting
	G10640	-	Grease Fitting, 1/4"-28
8	GD12214	1	O-Ring, No. 118
9	GD12210	1	Wiper
10	GD11985	1	Gland
11	GD12213	1	BU Ring
12	GD12275	1	T-Seal
13	G6408-08	2	Plug W/O-Ring, 3/4"-16 O-Ring
	GR1037	-	O-Ring
A	GA8828	-	Cylinder Complete, 2 1/2" x 8" (<i>Part Number Stamped On Barrel</i>)
B	GR1522	-	Seal Kit, Includes: (1) T-Seal, (2) O-Rings, (1) BU Ring, (1) U-Cup, (1) Wiper

TONGUE LATCH AND SLIDE LATCH CYLINDER

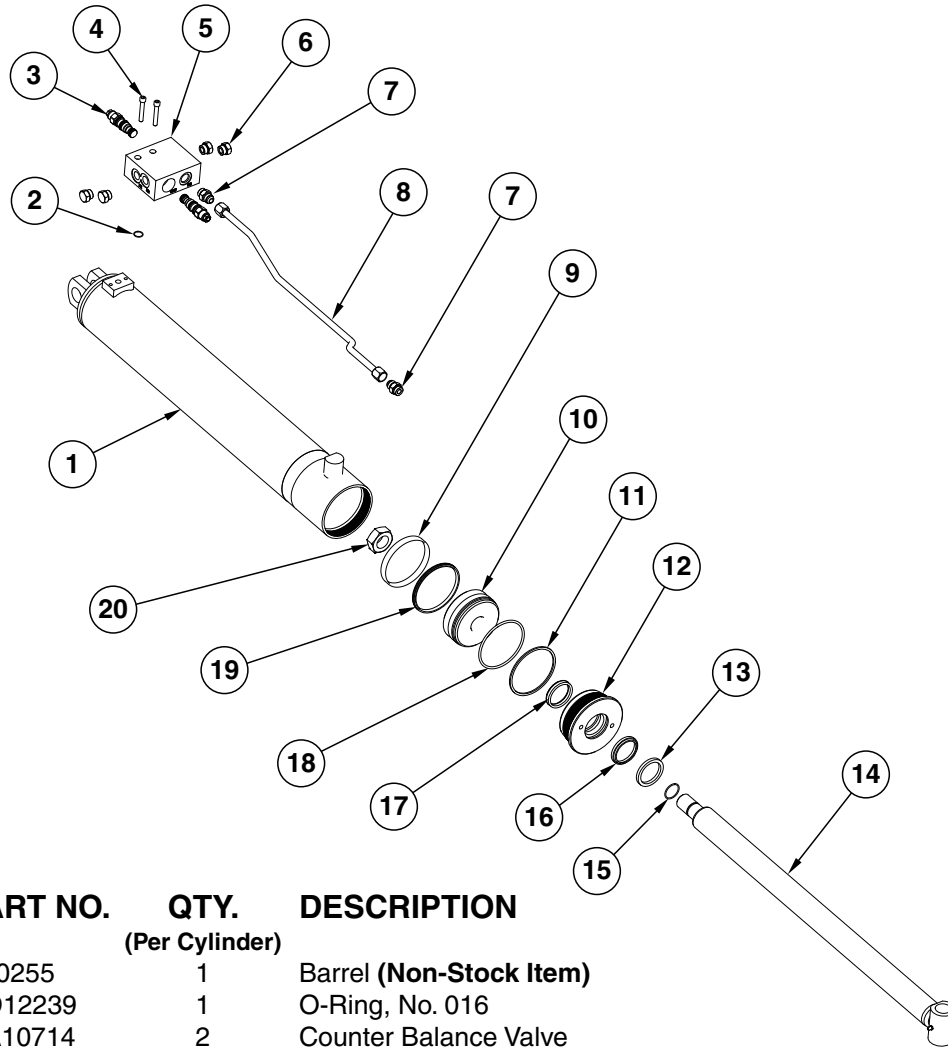
CYL035(CYL9d)



ITEM	PART NO.	QTY.	DESCRIPTION
1	G10770	1	Internal Retaining Ring, 1 11/16"
2	GD13170	1	Gland
3	GD13171	1	Rod
4	GD13172	1	Piston
5	G11016	1	Lock Nut, 1/2"-20
6	D13169	1	Barrel (Non-Stock Item)
7	GD13400	1	Tension Bushing, 1" x 2" Long
8	GD13173	1	End Cap
A	GA9205	-	Cylinder Complete, 1 1/2" x 2 1/2" (<i>Part Number Stamped On Barrel</i>)
B	GR1598	-	Seal Kit, Includes: (3) O-Rings, (2) BU Rings, (1) Wiper, (1) T-Seal, (1) Bronze Bushing, (1) U-Cup

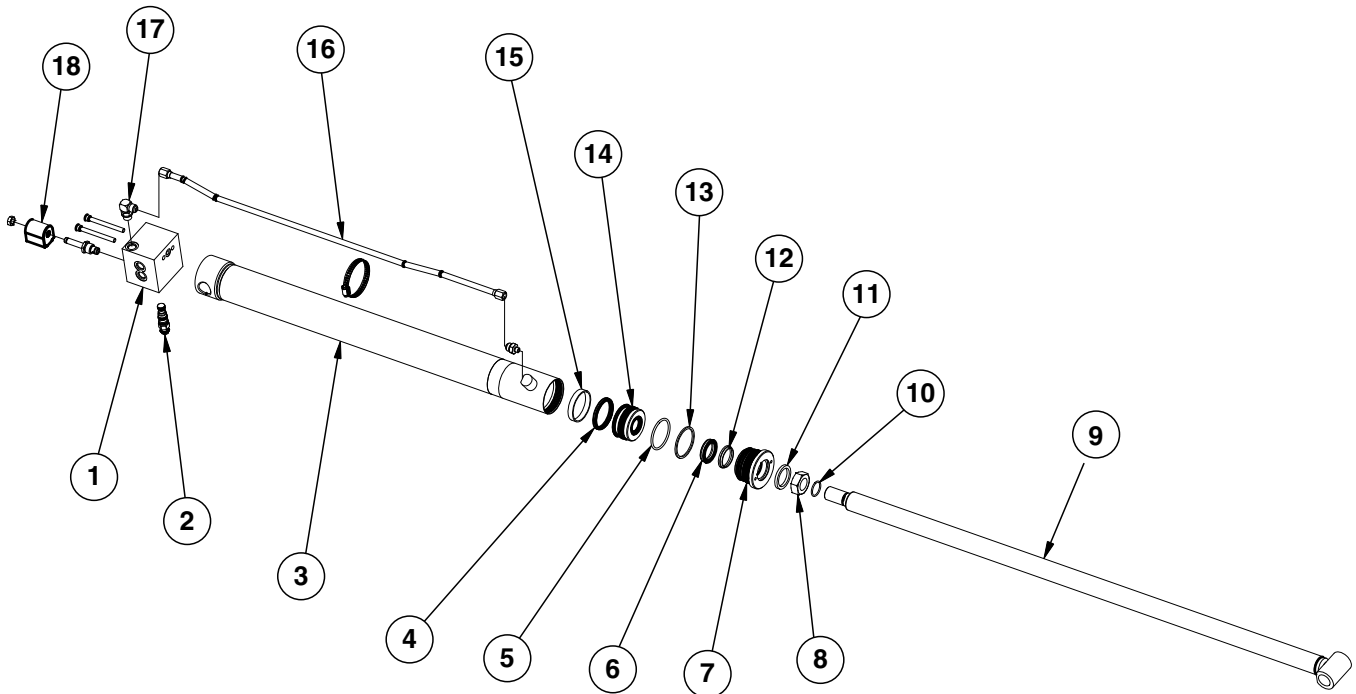
TRANSPORT AXLE CYLINDER

(IP1193)



ITEM	PART NO.	QTY.	DESCRIPTION
		(Per Cylinder)	
1	A10255	1	Barrel (Non-Stock Item)
2	GD12239	1	O-Ring, No. 016
3	GA10714	2	Counter Balance Valve
4	G10932	2	Hex Socket Head Cap Screw, 5/16"-18 x 2", Grade 8
5	GD15623	1	Block
6	G6408-08	4	Plug W/O-Ring, 3/4"-16 O-Ring
	GR1037	-	O-Ring
8	GA10623	1	Steel Hydraulic Line, 23 1/4"
7	G6400-08	2	Connector W/O-Ring, 3/4"-16 Male JIC To O-Ring
	GR1037	-	O-Ring
9	GD12148	1	Wear Ring
10	GD15774	1	Piston
11	GD12243	1	Back-Up Ring
12	GD12522	1	Gland
13	GD12106	1	Ring
14	GA10253	1	Rod Assembly
15	GD12223	1	O-Ring, No. 124
17	GD12255	1	U-Cup
16	GD12240	1	Wiper
18	GD12242	1	O-Ring, No. 346
19	GD12282	1	T-Seal
20	G10972	1	Lock Nut, 1 1/4"-12
A	GA10256	-	Cylinder Complete, 4 1/2" x 28" (<i>Part Number Stamped On Barrel</i>)
B	GR1691	-	Seal Kit (For Cylinder And Counter Balance Valve), Includes: (1) Wiper, (1) U-Cup, (3) O-Rings, (1) BU Ring, (1) T-Seal, (1) Wear Ring
C	GR1517	-	Seal Kit For Counter Balance Valve, Includes: (3) O-Rings, (3) BU Rings

HYDRAULIC HITCH CYLINDER

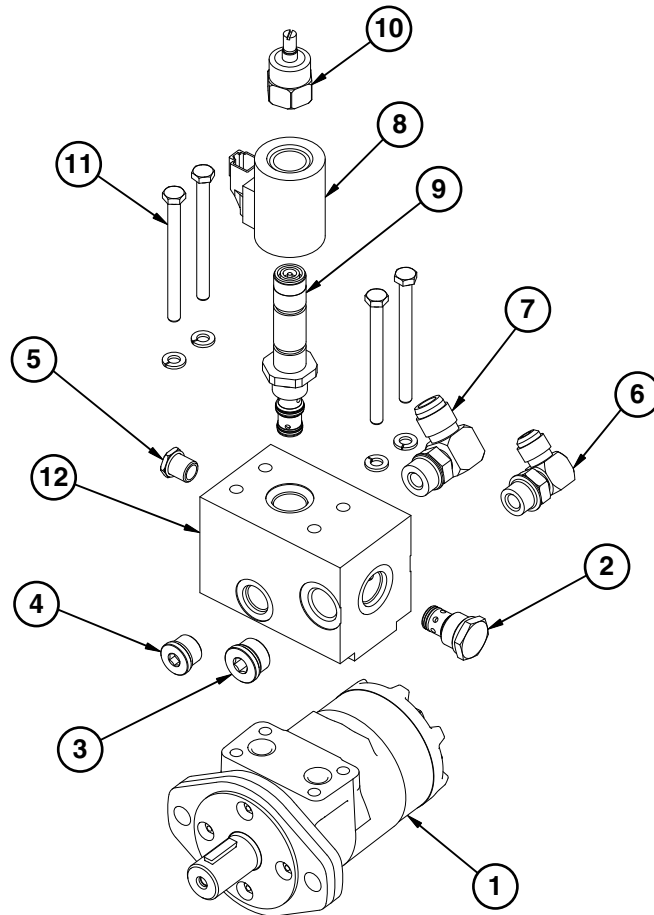


ITEM	PART NO.	QTY.	DESCRIPTION
		(Per Cylinder)	
1	GD20221	1	Block
	G11355	2	Hex Socket Head Cap Screw, 3/8"-16 x 3 3/4"
2	GA8882	1	Counter Balance Valve
3	A14182	1	Barrel (Non-Stock Item)
	GD12239	1	O-Ring, No. 016
	G6400-08-04	1	Connector W/O-Ring, 3/4"-16 Male JIC To 7/16"-20 O-Ring
	GR1465	-	O-Ring
	G10990	1	Hose Clamp, No. 52
4	GD12278	1	T-Seal
5	GD12202	1	O-Ring, No. 334
6	GD12253	1	U-Cup
7	GD11984	1	Gland
8	G10972	1	Lock Nut, 1 1/4"-12
9	GA14181	1	Rod
10	GD12204	1	O-Ring, No. 218
11	GD12104	1	Ring
12	GD12200	1	Wiper
13	GD12203	1	BU Ring
14	GD11970	1	Piston
15	GD12047	1	Wear Ring
16	GA14211	1	Steel Hydraulic Line, 37 1/2"
17	G6801-08	1	Elbow W/O-Ring, 90°, 3/4"-16 Male JIC To O-Ring
	GR1037	-	O-Ring
18	GR1445	1	Coil
	GR0763	1	Cartridge
	GR0761	1	Special Hex Nut, 1/2"-20
A	GA14184	-	Cylinder Complete, 3" x 57" (<i>Part Number Stamped On Barrel</i>)
B	GR1519	-	Seal Kit, Includes: (1) Wiper, (1) U-Cup, (2) O-Rings, (1) BU Ring, (1) T-Seal, (1) Wear Ring

HYDRAULIC MOTOR

(IP1009)

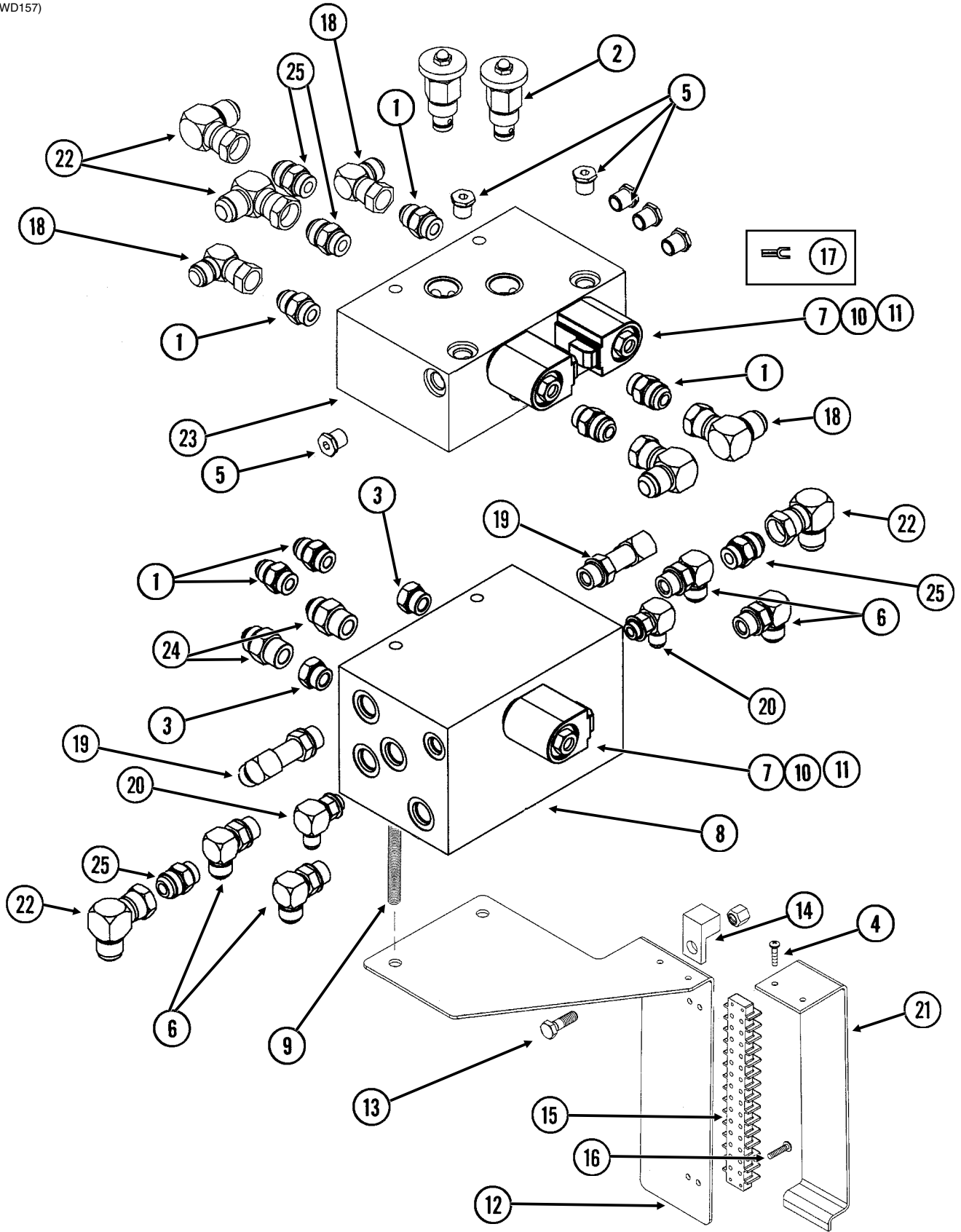
L.H. Shown



ITEM	PART NO.	QTY.	DESCRIPTION
1	GA13633	1	Hydraulic Motor
2	GA4293	1	Check Valve
3	G6408-H10-0	1	Hex Socket Head Plug W/O-Ring, 7/8"-14 O-Ring
4	G6408-H08-0	1	Hex Socket Head Plug W/O-Ring, 3/4"-16
5	G6408-H06-0	1	Hex Socket Head Plug W/O-Ring, 9/16"-18
6	G6801-08	1	Elbow W/O-Ring, 90°, 3/4"-16 Male JIC To O-Ring
7	G6801-10	1	Elbow W/O-Ring, 90°, 7/8"-14 Male JIC To O-Ring
	GR1466	-	O-Ring
8	GA13079	1	Coil
9	GA13078	1	Proportional Valve
10	GR1846	1	Manual Override
11	G11309	4	Hex Head Cap Screw, 5/16"-18 x 3 3/4"
	G10232	4	Lock Washer, 5/16"
12	GD19440	1	Valve Block
A	GA13661	-	Hydraulic Motor Assembly, L.H.
B	GA13660	-	Hydarulic Motor Assembly, R.H.
C	GR1939	-	Seal Kit

VALVE BLOCKS - LOCATED ON HITCH

(FWD157)

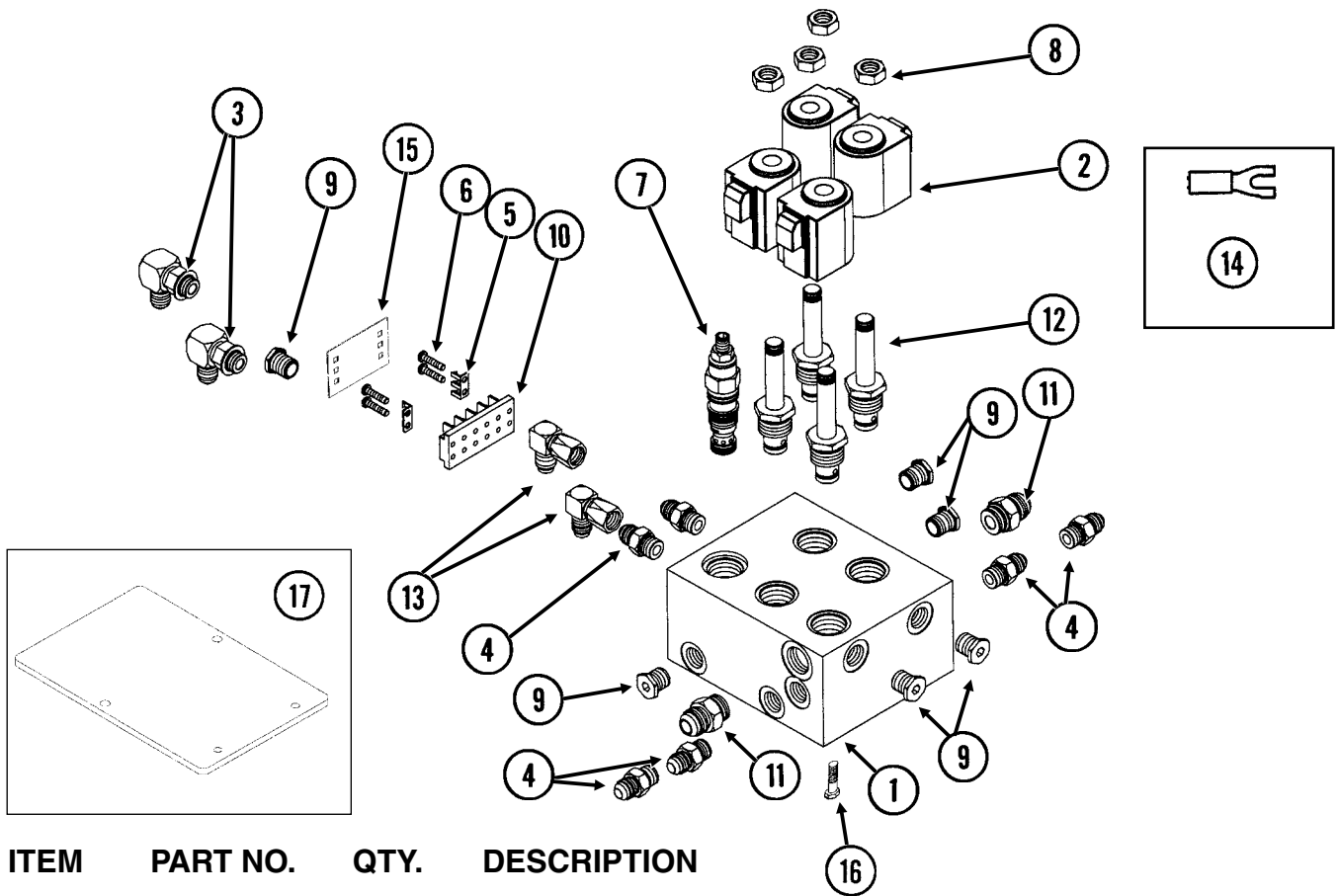


VALVE BLOCKS - LOCATED ON HITCH

ITEM	PART NO.	QTY.	DESCRIPTION
1	G6400-08 GR1037	6 -	Connector W/O-Ring, 3/4"-16 Male JIC To O-Ring O-Ring
2	GA3413 GR0764	2 -	Flow Control Valve Seal Kit, Includes: (2) O-Rings, (1) BU Ring
3	G6408-08 GR1037	2 -	Plug W/O-Ring, 3/4"-16 O-Ring O-Ring
4	G11067 G10928	2 2	Phillips Pan Head Machine Screw, No. 8-32 x 3/4", Stainless Steel Hex Nut, No. 8-32, Stainless Steel
5	G6408-H06-0 GR1045	6 -	Hex Socket Head Plug W/O-Ring, 9/16"-18 O-Ring O-Ring
6	G6801-08 GR1037	6 -	Elbow W/O-Ring, 90°, 3/4"-16 Male JIC To O-Ring O-Ring
7	GR0761	3	Special Hex Nut, 1/2"-20
8	GD18096	1	Block
9	GD15187-01 G10203 G10108	2 2 2	Threaded Rod, 3/8"-16 x 13" Washer, 3/8" SAE Lock Nut, 3/8"-16
10	GR0763	3	Cartridge
11	GR1445	3	Coil
12	GD15634	1	Mount
13	G10002 G10622	1 1	Hex Head Cap Screw, 3/8"-16 x 3/4" Serrated Flange Nut, 3/8"-16
14	GA3584	1	Ground Clamp
15	GA9097 GR1635	1 -	Terminal Strip W/Screws, No. 6, 14 Terminal Screw, No. 6-32 x 1/4"
16	G11067	2	Phillips Pan Head Machine Screw, No. 8-32 x 3/4", Stainless Steel
17	G10996	3	Fork Terminal
18	G6500-08	4	Swivel Elbow, 90°, 3/4"-16 Male JIC To Female
19	G6400-L-08 GR1037	2 -	Long Connector W/O-Ring, 3/4"-16 Male JIC To O-Ring O-Ring
20	G6801-06 GR1045	2 -	Elbow W/O-Ring, 90°, 9/16"-18 Male JIC To O-Ring O-Ring
21	GD16146	1	Cover
22	G6500-10	4	Swivel Elbow, 90°, 7/8"-14 Male JIC To Female
23	GD14923	1	Block
24	G6400-10 GR1466	2 -	Connector W/O-Ring, 7/8"-14 Male JIC To O-Ring O-Ring
25	G6400-10-08	4	Connector W/O-Ring, 7/8"-14 Male JIC To 3/4"-16 O-Ring

VALVE BLOCK - LOCATED AT CENTER OF REAR H-FRAME

(A12639a/A9481/D18137)

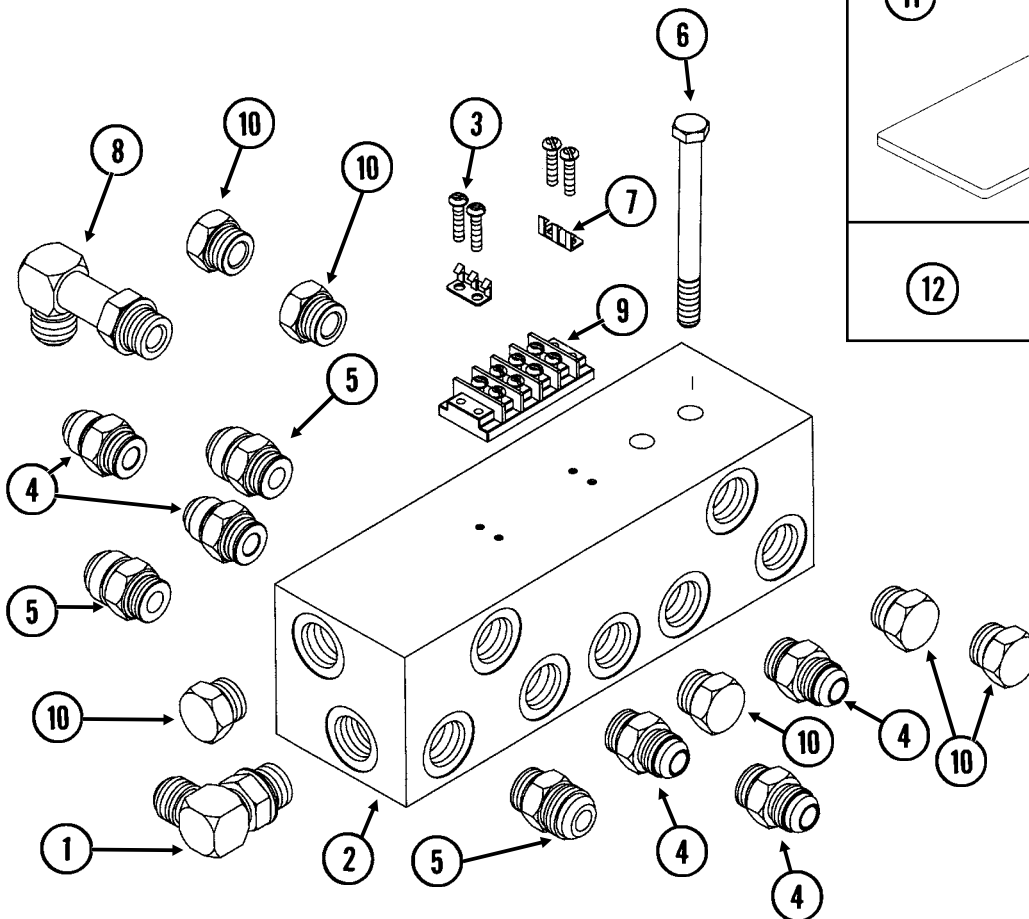


ITEM	PART NO.	QTY.	DESCRIPTION
1	GD18097	1	Block
2	GR1445	4	Coil
3	G6801-06	2	Elbow W/O-Ring, 90°, 1/16"-18 Male JIC To O-Ring
	GR1045	-	O-Ring
4	G6400-06	6	Connector W/O-Ring, 1/16"-18 Male JIC To O-Ring
	GR1045	-	O-Ring
5	GD18100	2	Clip
6	G11067	4	Phillips Pan Head Machine Screw, No. 8-32 x 3/4", Stainless Steel
7	GA10632	1	Counter Balance Valve
8	GR0761	4	Special Hex Nut, 1/2"-20
9	G6408-H06-0	6	Hex Socket Head Plug W/O-Ring, 1/16"-18 O-Ring
	GR1045	-	O-Ring
10	GA9510	1	Terminal Strip W/Screws, No. 6, 4 Terminal
	GR1635	-	Screw, No. 6-32 x 1/4"
11	G6400-08	2	Connector W/O-Ring, 3/4"-16 Male JIC To O-Ring
	GR1037	-	O-Ring
12	GR0763	4	Cartridge
13	G6500-06	2	Swivel Elbow, 90°, 1/16"-18 Male JIC To Female
14	G10996	4	Fork Terminal
15	GD18101	1	Cover
16	G10171	2	Hex Head Cap Screw, 5/16"-18 x 1 1/4"
	G10232	2	Lock Washer, 5/16"
	G10221	2	Washer, 5/16" SAE
17	GD18137	1	Plate, 5" x 7 3/4"
A	GR1517	-	Seal Kit For Counter Balance Valve, Includes: (3) O-Rings, (3) BU Rings

JUNCTION BLOCK - LOCATED ON EACH WING

(A12663/D18099)

L.H. SIDE SHOWN

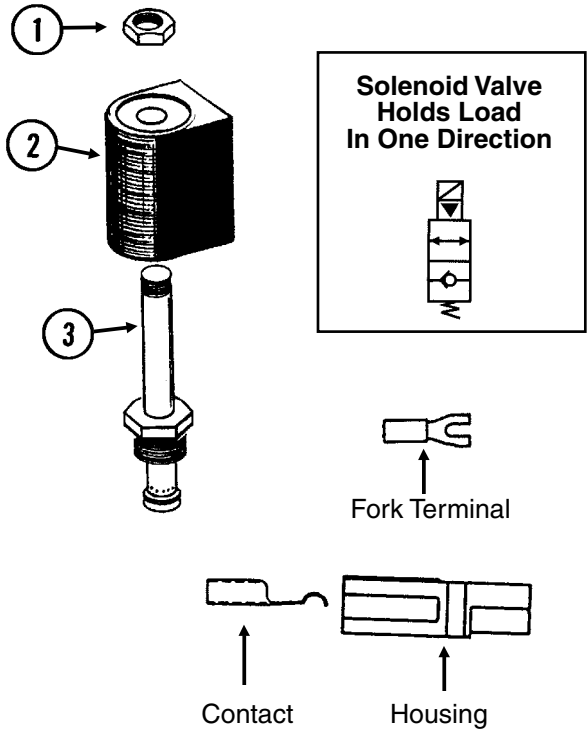


ITEM	PART NO.	QTY. (Per Assy.)	DESCRIPTION
1	G6801-08 GR1037	1 -	Elbow W/O-Ring, 90°, 3/4"-16 Male JIC To O-Ring
2	GD14925	1	Block
3	G11067	4	Phillips Pan Head Machine Screw, No. 8-32 x 3/4", Stainless Steel
4	G6400-08 GR1037	5 -	Connector W/O-Ring, 3/4"-16 Male JIC To O-Ring
5	G6400-10-08 GR1037	3 -	Connector W/O-Ring, 7/8"-14 Male JIC To 3/4"-16 O-Ring
6	G10753 G10108	2 2	Hex Head Cap Screw, 3/8"-16 x 4 1/2" Lock Nut, 3/8"-16
7	GD18100	2	Clip
8	G6801-L-08 GR1037	1 -	Long Elbow W/O-Ring, 90°, 3/4"-16 Male JIC To O-Ring
9	GA9510 GR1635	1 -	Terminal Strip W/Screws, No. 6, 4 Terminal Screw, No. 6-32 x 1/4"
10	G6408-08 GR1037	6 -	Plug W/O-Ring, 3/4"-16 O-Ring
11	GD18099	1	Spacer Plate
12	GD18101	1	Cover

SOLENOID VALVE (G1K275)

VVB019(TWL27c/TWL18/PLTR75c/A9481)

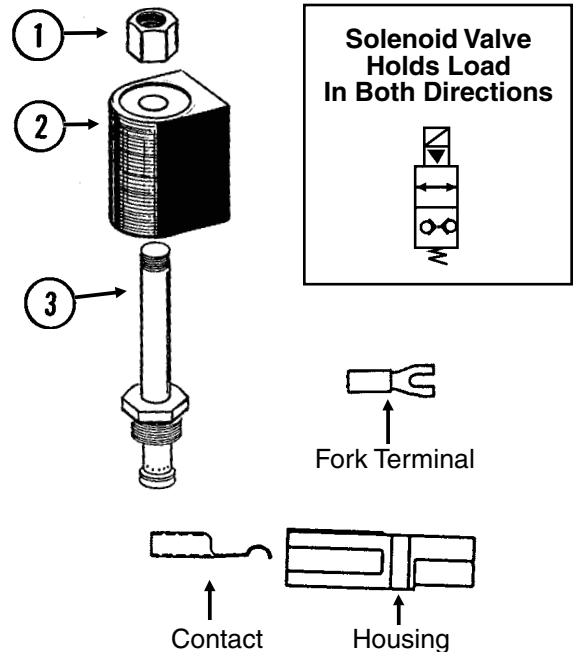
ITEM	PART NO.	QTY.	DESCRIPTION
1	GR0761	1	Special Hex Nut, 1/2"-20
2	G1K274	1	Coil Kit W/Contacts, Housings And Fork Terminals
	GD9529	2	Housing, Black
	GD9530	2	Contact
	G10996	2	Fork Terminal
3	GR0763	1	Cartridge
A	G1K275	-	Solenoid Valve Kit W/Solenoid Valve, Contacts, Housings And Fork Terminals
	GD9529	2	Housing, Black
	GD9530	2	Contact
	G10996	2	Fork Terminal
B	GR0764	-	Seal Kit, Includes: (2) O-Rings, (1) BU Ring



SOLENOID VALVE (G1K276)

VVB019(FF25/TWL18/PLTR75c)

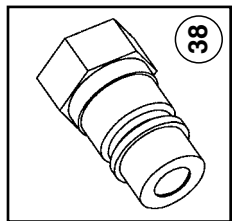
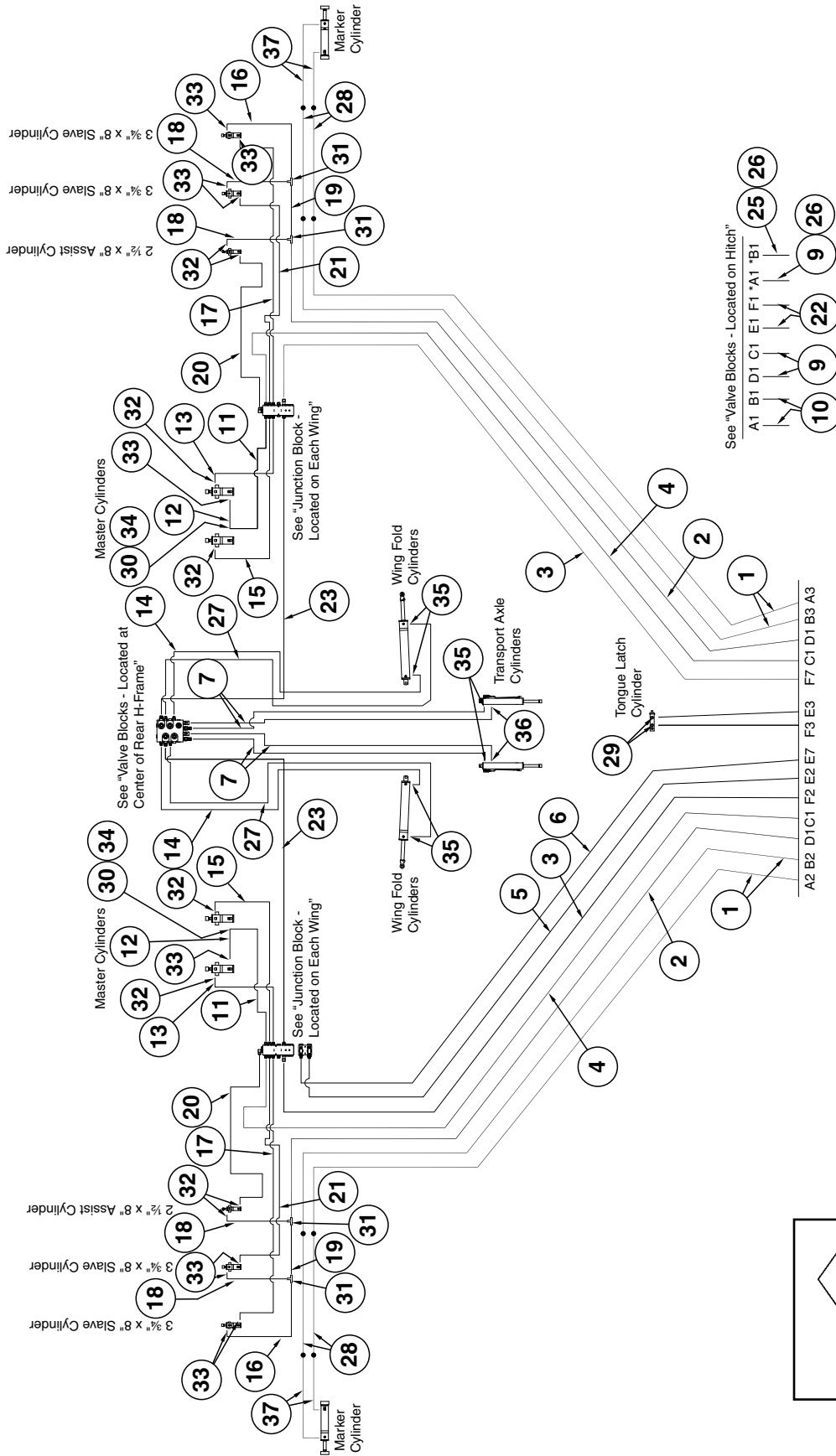
ITEM	PART NO.	QTY.	DESCRIPTION
1	GR1322	1	Special Hex Nut, 1/2"-20
2	G1K274	1	Coil Kit W/Contacts, Housings And Fork Terminals
	GD9529	2	Housing, Black
	GD9530	2	Contact
	G10996	2	Fork Terminal
3	GR1321	1	Cartridge
A	G1K276	-	Solenoid Valve Kit W/ Housings, Contacts And Forked Terminals
	GD9529	2	Housing, Black
	GD9530	2	Contact
	G10996	2	Fork Terminal
B	GR0764	-	Seal Kit, Includes: (2) O-Rings, (1) BU Ring



This page left blank intentionally.

HYDRAULIC HOSES AND FITTINGS

(IP1186)

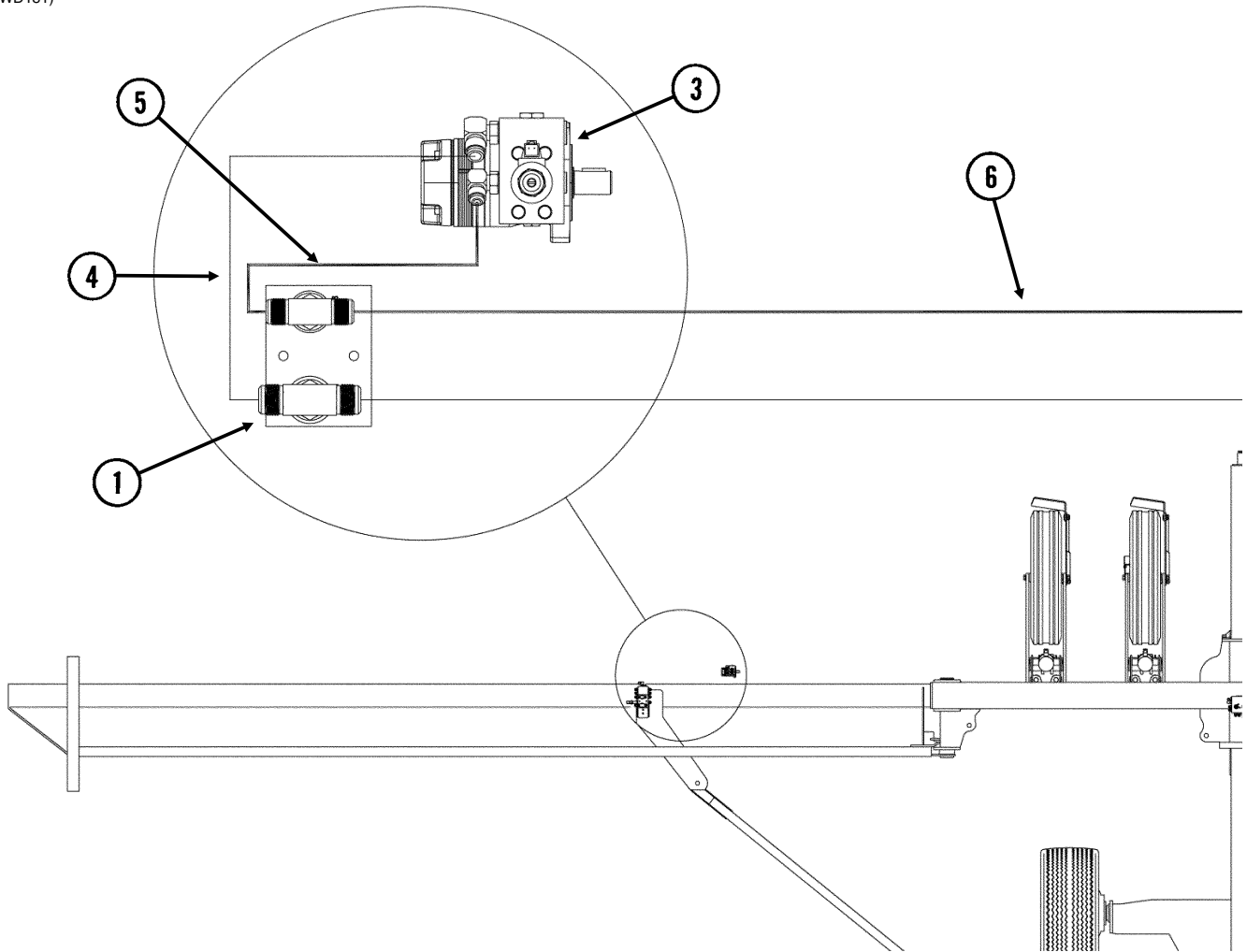


HYDRAULIC HOSES AND FITTINGS

ITEM	PART NO.	QTY.	DESCRIPTION	33	G6801-08	10	Elbow W/O-Ring, 90°, 3/4"-16 Male JIC To O-Ring
1	*A12043	4	Hose Assembly, 3/8" x 356"				O-Ring
2	*A12701	2	Hose Assembly, 1/2" x 438"	34	GR1037	-	Tee, 3/4"-16 Male NPT To O-Ring
3	*A12046	2	Hose Assembly, 3/8" x 348"		G6803-08	2	O-Ring
4	*A12702	2	Hose Assembly, 1/2" x 348"	35	GR1037	-	Elbow W/O-Ring, 90°, 9/16"-18 Male JIC To 3/4"-16 O-Ring
5	*A12918	21	Hose Assembly, 3/4" X 342"		G6801-06-08	6	O-Ring
6	*A12700	1	Hose Assembly, 1/2" x 342"		GR1037	-	X-Long Elbow W/O-Ring, 90°, 9/16"-18 Male JIC To 3/4"-16 O-Ring
7	*A1170	4	Hose Assembly, 1/4" x 90"	36	G6801-LL-06-08	2	O-Ring
8	*A7613	1	Hose Assembly, 1/4" x 44" (Elbow End)		GR1037	-	Hose Assembly, 3/8" x 82"
9	*A8231	3	Hose Assembly, 1/2" x 72"	37	*A3220	4	ISO Coupler
10	*A8230	2	Hose Assembly, 1/2" x 84" (Elbow End)	38	GD4086	-	
11	*A8237	2	Hose Assembly, 1/2" x 202"	<p>* Hydraulic hose is not stocked by KINZE® Repair Parts, but can be made available on a special order basis. Call for quote.</p>			
12	*A3158	2	Hose Assembly, 3/8" x 46"				
13	*A3139	2	Hose Assembly, 3/8" x 254"				
14	*A1138	2	Hose Assembly, 1/4" x 29"				
15	*A3161	2	Hose Assembly, 3/8" x 210"				
16	*A1020	2	Hose Assembly, 3/8" x 48"				
17	*A1090	2	Hose Assembly, 3/8" x 162"				
18	*A1079	4	Hose Assembly, 3/8" x 24"				
19	*A1086	2	Hose Assembly, 3/8" x 28"				
20	*A3136	2	Hose Assembly, 3/8" x 100"				
21	*A3249	2	Hose Assembly, 3/8" x 132"				
22	*A3236	2	Hose Assembly, 3/8" x 72"				
23	*A3154	2	Hose Assembly, 3/8" x 196"				
24	*A1132	1	Hose Assembly, 1/4" x 44"				
25	*A12919	1	Hose Assembly, 3/4" x 72"				
26	G6400-10-08	2	Connector W/O-Ring, 7/8"-14 Male JIC To 3/4"-16 O-Ring				
27	GR1037	-	O-Ring				
28	*A1140	2	Hose Assembly, 1/4" x 52"				
	*A3247	4	Hose Assembly, 3/8" x 156" (Male To Female)				
29	G6400-06-08	2	Connector W/O-Ring, 9/16"-18 Male JIC To 3/4"-16 O-Ring				
30	GR1037	-	O-Ring				
	G6502-08	2	Swivel Elbow, 45°, 3/4"-16 Male JIC To Female				
31	G2603-08	4	Tee, 3/4"-16 Male JIC				
32	G6400-08	8	Connector W/O-Ring, 3/4"-16 Male JIC To O-Ring				
	GR1037	-	O-Ring				

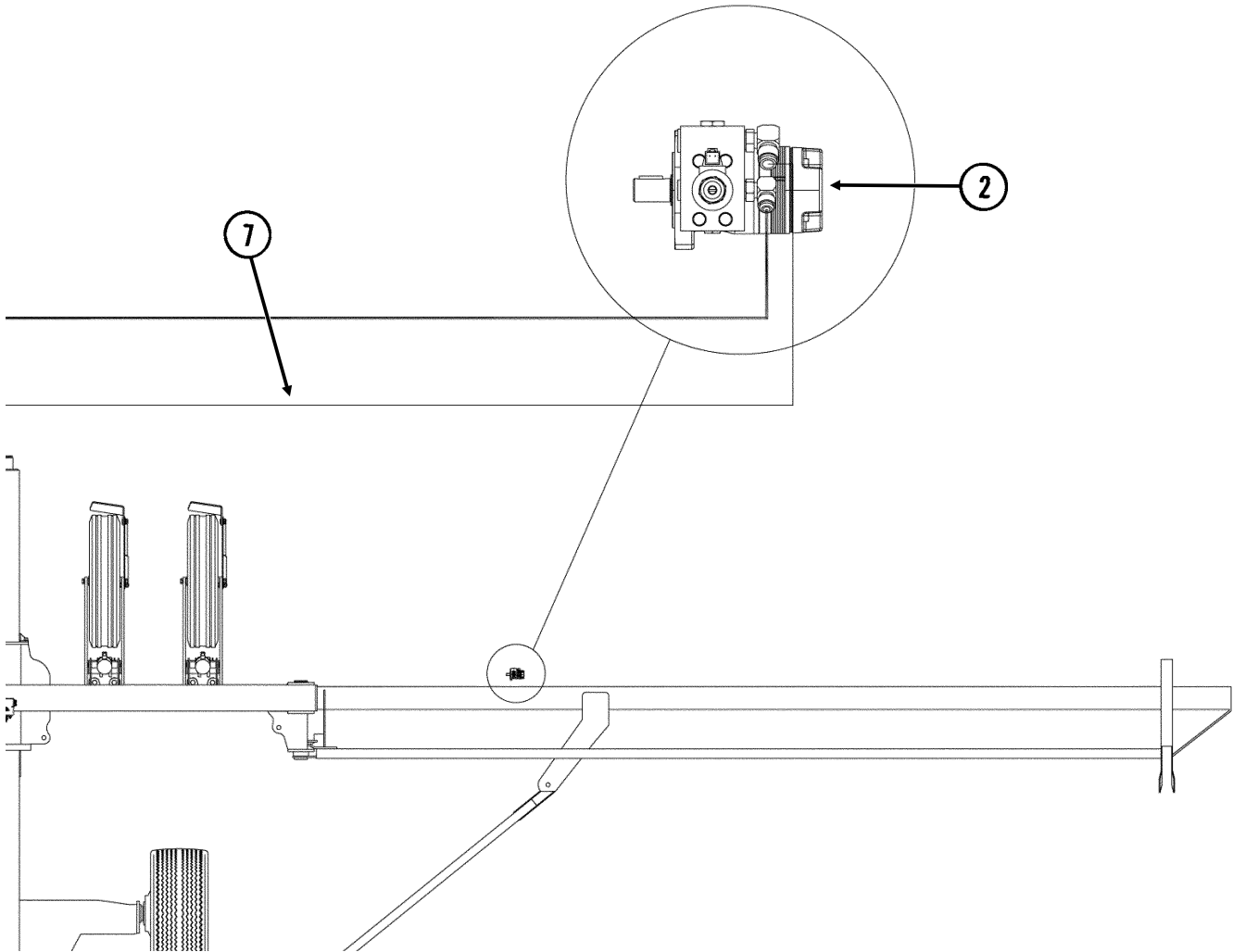
HYDRAULIC DRIVE HOSE ROUTINGS

(FWD181)



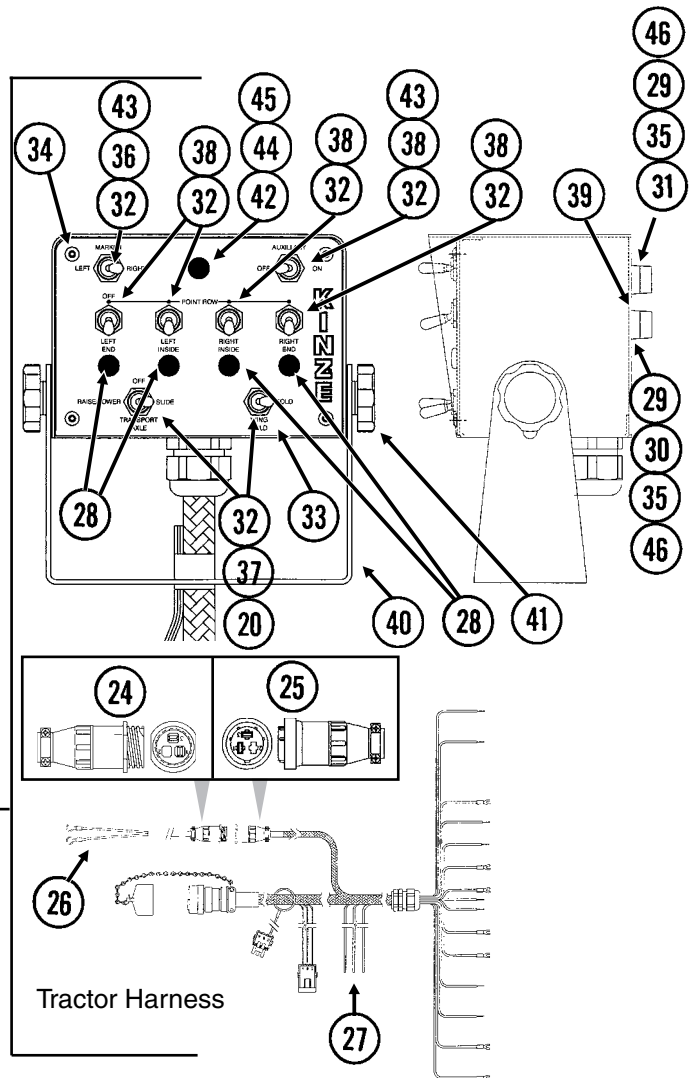
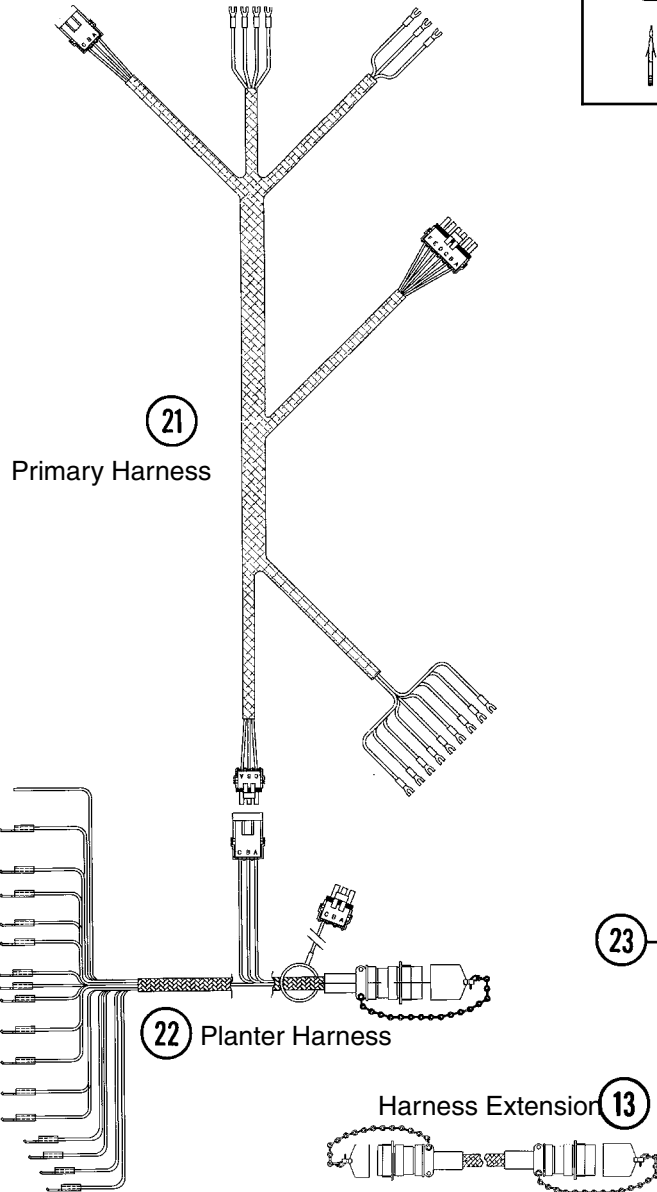
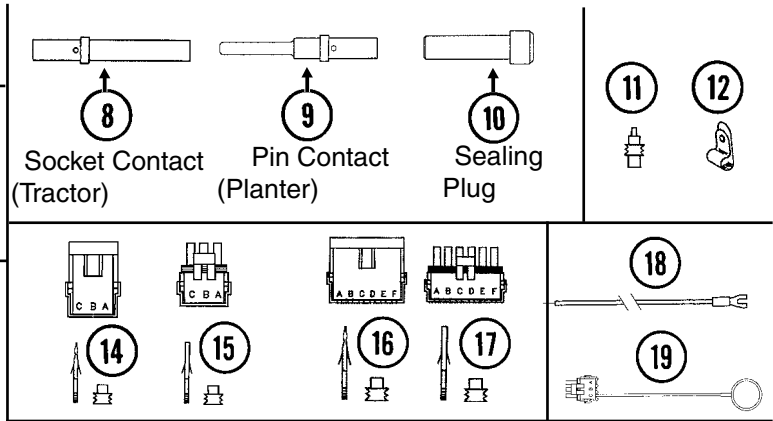
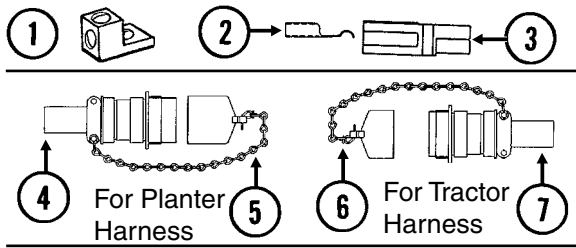
ITEM	PART NO.	QTY.	DESCRIPTION
1	---	-	See "Junction Block - Located On Each Wing", Pages P121
2	---	-	See "Hydraulic Motor", Pages P117
3	---	-	See "Hydraulic Motor", Pages P117
4	*A1460	1	Hose Assembly, 1/2" x 62"
5	*A3152	1	Hose Assembly, 3/8" x 62"
6	*A3271	1	Hose Assembly, 3/8" x 402"
7	*A12735	1	Hose Assembly, 1/2" x 402"

HYDRAULIC DRIVE HOSE ROUTINGS



ELECTRICAL COMPONENTS (Planter Control Console)

(TWL19a/TWL18/ELC3a/ELC5c/ELC14/MTR27a/ELC39/TWL26e/MTR27a/MTR45/A9481/ELC8/A10310/A12652/A10308/ELC34/ELC35/FWD30b)

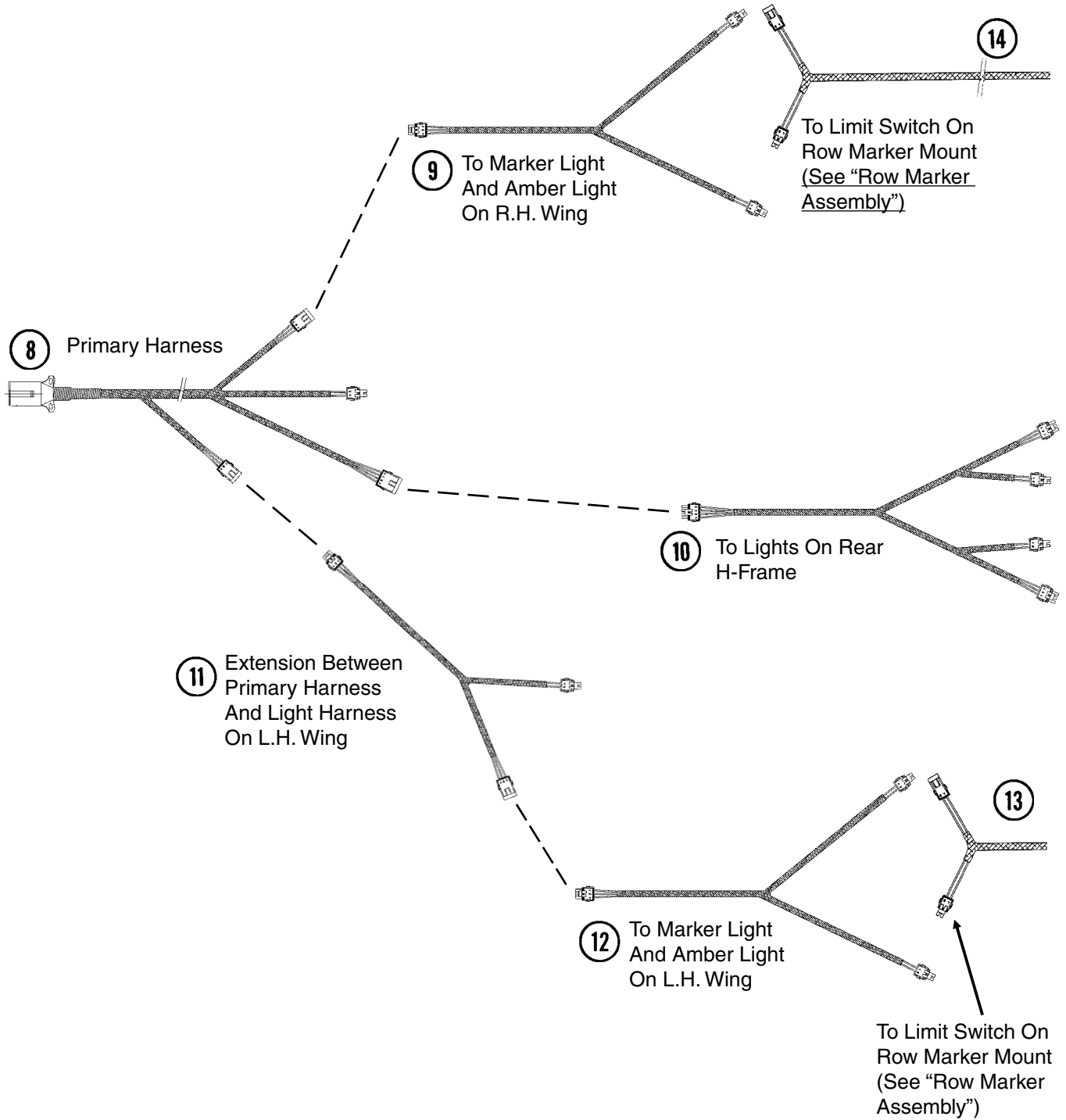
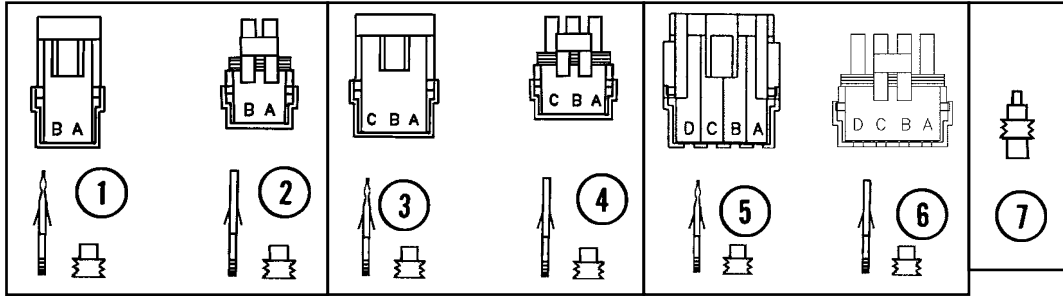


ELECTRICAL COMPONENTS (Planter Control Console)

ITEM	PART NO.	QTY.	DESCRIPTION
1	GA3584	-	Ground Clamp
2	GD9530	-	Contact
3	GD9529	-	Housing, Black
	GD12726	-	Housing, Red
4	GA6109	1	Connector W/Cable Clamp, 23 Pin Capacity
5	GA7862	-	Dust Cap W/Chain
6	GA7863	-	Dust Cap W/Chain
7	GA6108	1	Connector W/Cable Clamp, 23 Socket Capacity
8	GD8740	-	Socket Contact, No. 14
9	GD8741	-	Pin Contact, No. 14
10	GD8739	-	Sealing Plug, No. 12
11	GD11089	-	Sealing Plug
12	GD6291	-	Insulated Clamp, 3/8"
13	GA7399	-	Harness Extension W/Dust Caps, 180"
14	G1K248	-	3-Pin Female Connector Kit (Black), Includes: (3) 3-Pin Female Housings, (9) Pin Contacts, (9) Seals
15	G1K252	-	3-Pin Male Connector Kit (Black), Includes: (3) 3-Pin Male Housings, (9) Socket Contacts, (9) Seals
16	G1K396	-	6-Pin Female Connector Kit (Black), Includes: (3) 6-Pin Female Housings, (18) Pin Contacts, (18) Seals
17	G1K395	-	6-Pin Male Connector Kit (Black), Includes: (3) 6-Pin Male Housings, (18) Socket Contacts, (18) Seals
18	GA9481	-	Jumper Wire W/Fork Terminal, 13"
	G10996	-	Fork Terminal
19	GA8047	-	Dust Plug (Black)
20	GA10685	4	Jumper Wire, 5", White
21	GA12652	1	Wiring Harness, 392"
22	GA10308	1	Wiring Harness W/Dust Cap, 96"
23	G7848X	-	Backlit Control Console Assembly W/Mounting Brackets, Short Harness W/Dust Cap And Power Cable
24	G1K267	-	Console Cable Connector Kit, Includes: (1) 3-Pin Connector, (1) Cable Clamp, (3) Male Terminal Pins
25	G1K268	-	Console Cable Connector Kit, Includes: (1) 3-Pin Connector, (1) Cable Clamp, (1) Lock Ring, (3) Female Terminal Pins
26	GA7856	1	Power Lead Adapter
27	GA10307	1	Wiring Harness W/Dust Cap And Power Cable
28	GA10194	4	Indicator Light, Red
29	GA2612	5	Fuse Holder W/Spade, 1 33/50"
30	GD2829	1	Fuse, 15 Amp, Type AGC
31	GD10243	4	Fuse, MDL 10 Amp Delay Action
32	GR1363	8	Hex Face Nut, 15/32"-32
	GR1364	8	Internal Tooth Lock Washer, 15/32"
33	GA10686	1	Cover Plate
34	GR1292	4	Pan Head Screw, No. 8-32 x 1/2"
35	GD3860	5	O-Ring (If Applicable)
36	GA2528	1	Switch, 3 Position Toggle, On-Off-On
37	GA6978	2	Switch, 3 Position Toggle, Momentary On-Off-Momentary On
38	GA6977	5	Switch, 2 Position Toggle, On-Off
39	GA8731	1	Switch, Push Button W/Transformer
40	GD9896	1	Mounting Bracket
41	GA6975	2	Knob
	G10211	4	Washer, 1/4" SAE
	GR1290	2	Cage Nut, 1/4"-20
42	GA10206	1	Indicator Light, Green
43	GA10682	2	Jumper Wire, 3", Gray
44	GA10683	1	Jumper Wire, 5", White
45	GA10684	1	Jumper Wire, 3", Red
46	GD19962	2	Fuse, 5 amp, Time Delay

ELECTRICAL COMPONENTS (Lights)

(MTR27/MTR27a/ELC27b/MTR27a/A10315/A10318/A10317/A10316/A10452/A11042)

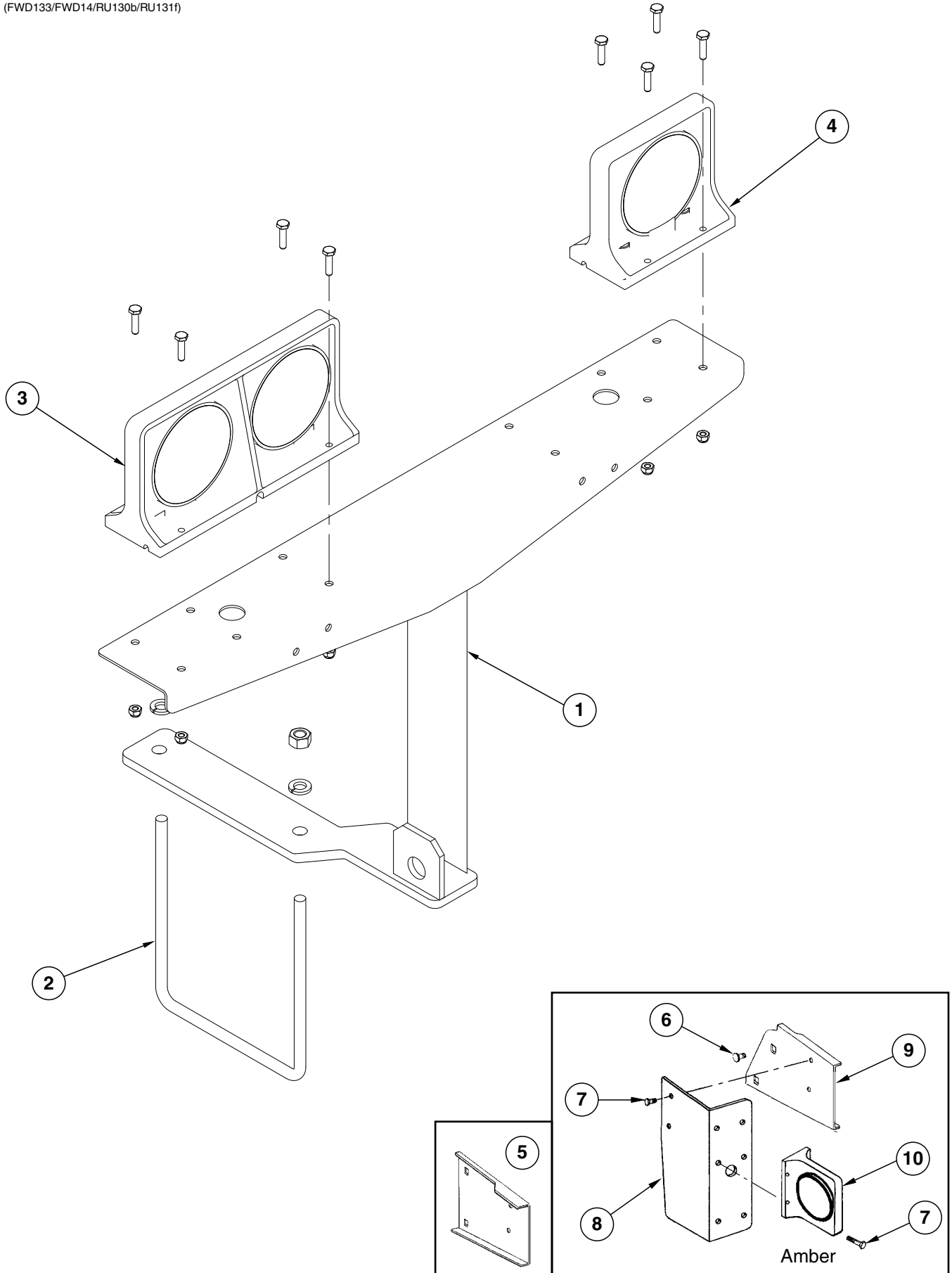


ELECTRICAL COMPONENTS (Lights)

ITEM	PART NO.	QTY.	DESCRIPTION
1	G1K321	-	2-Pin Female Connector Kit (Black), Includes: (3) 2-Pin Female Housings, (6) Pin Contacts, (6) Seals
2	G1K320	-	2-Pin Male Connector Kit (Black), Includes: (3) 2-Pin Male Housings, (6) Socket Contacts, (6) Seals
3	G1K248	-	3-Pin Female Connector Kit (Black), Includes: (3) 3-Pin Female Housings, (9) Pin Contacts, (9) Seals
4	G1K252	-	3-Pin Male Connector Kit (Black), Includes: (3) 3-Pin Male Housings, (9) Socket Contacts, (9) Seals
5	GA8328	-	4-Pin Female Connector Kit, Includes: (1) 4-Pin Female Housing, (4) Pin Contacts, (4) Seals
6	GA8329	-	4-Pin Male Connector Kit, Includes: (1) 4-Pin Male Housing, (4) Socket Contacts, (4) Seals
7	GD11089	-	Sealing Plug
8	GA10315	1	Wiring Harness, 414"
9	GA10318	1	Wiring Harness, 156"
10	GA10317	1	Wiring Harness, 198"
11	GA10316	1	Wiring Harness, 254"
12	GA10319	1	Wiring Harness, 156"
13	GA11299	2	Wiring Harness, 63"

LIGHT ASSEMBLIES AND BRACKETS

(FWD133/FWD14/RU130b/RU131f)

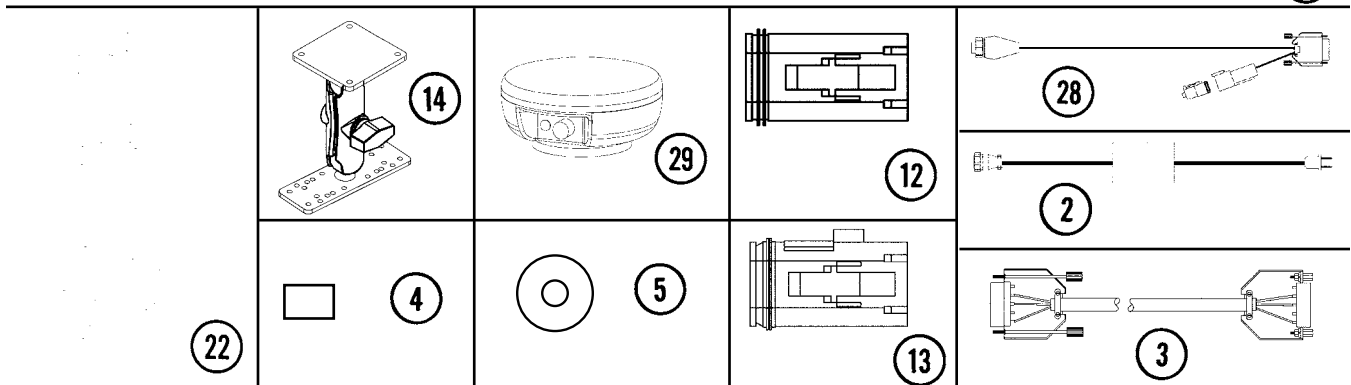
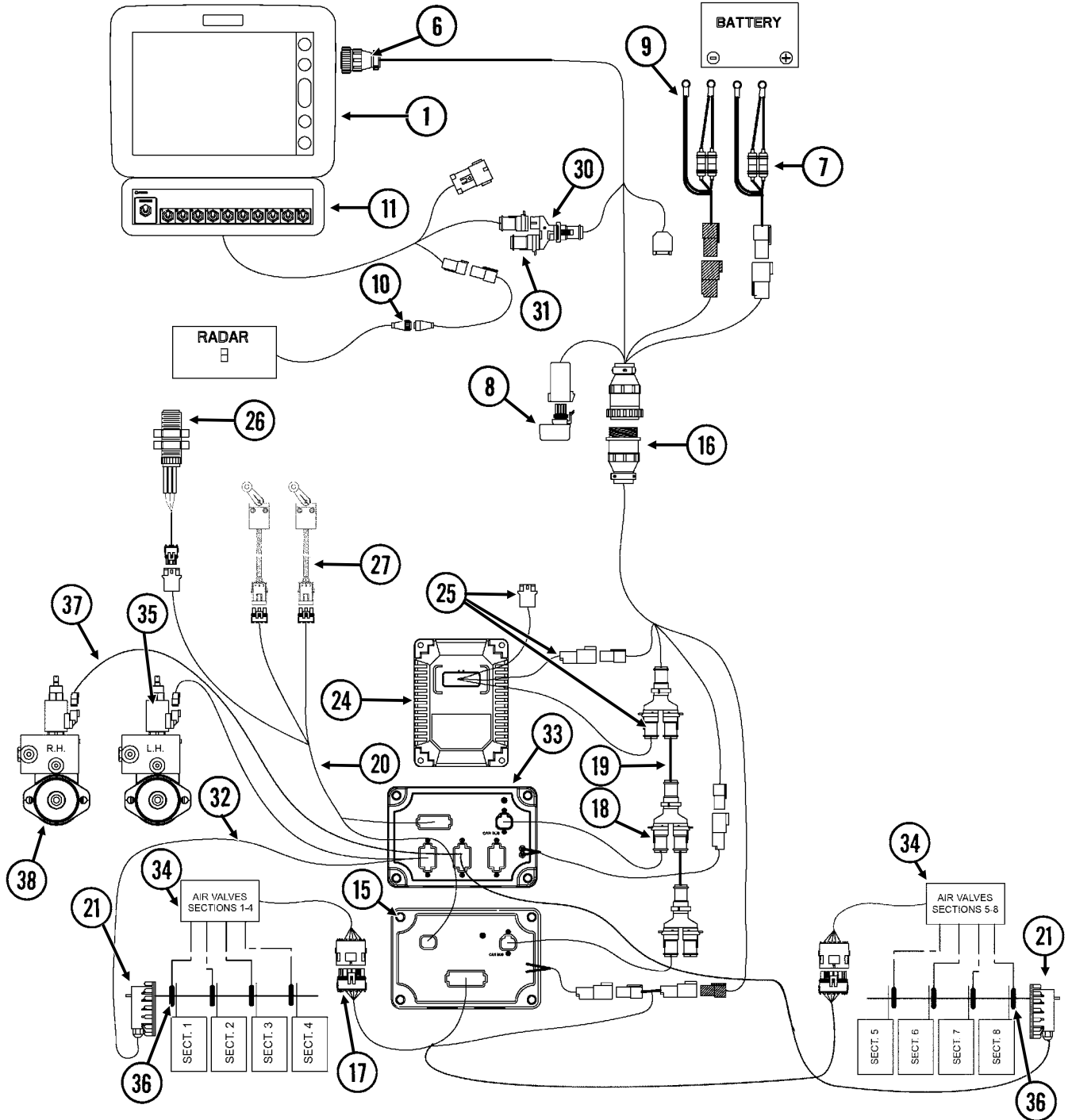


LIGHT ASSEMBLIES AND BRACKETS

ITEM	PART NO.	QTY.	DESCRIPTION
1	GA10291	1	Light Bracket (Conventional Planters)
2	GD7145	1	U-Bolt, 7" x 7" x 1/2"-13
	G10102	2	Hex Nut, 1/2"-13
	G10228	2	Lock Washer, 1/2"
3	GA10571	1	Double Light Assembly
	GR1733	-	Red Lens
	GR1731	-	Amber Lens
	GR1732	-	Cover
	GR1208	-	Bulb
	G10064	4	Hex Head Cap Screw, 1/4"-20 x 1"
	G10110	4	Lock Nut, 1/4"-20, Grade B
4	GA10576	1	Single Amber Light Assembly
	GR1731	-	Amber Lens
	GR1208	-	Bulb
	G10064	4	Hex Head Cap Screw, 1/4"-20 x 1"
	G10110	4	Lock Nut, 1/4"-20, Grade B
5	GD12723	1	Light Mount Extension
6	G10312	-	Carriage Bolt, 5/16"-18 x 3/4"
	G10620	-	Serrated Flange Nut, 5/16"-18
7	G10064	-	Hex Head Cap Screw, 1/4"-20 x 1"
	G10227	-	Lock Washer, 1/4"
	G10103	-	Hex Nut, 1/4"-20
8	GD12725	1	Bracket (Shown)
	GD12724	1	Bracket
9	GD15968	1	Light Mount Extension

KINZE VISION® DISPLAY

(VI50b/VI18/VI21/A12553/GR1916/GR1839/A12852/A12853)

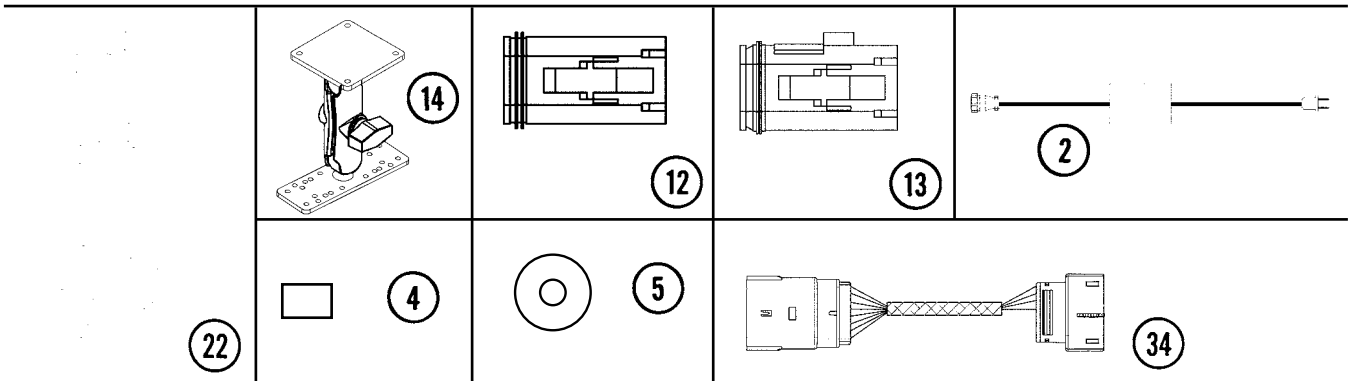
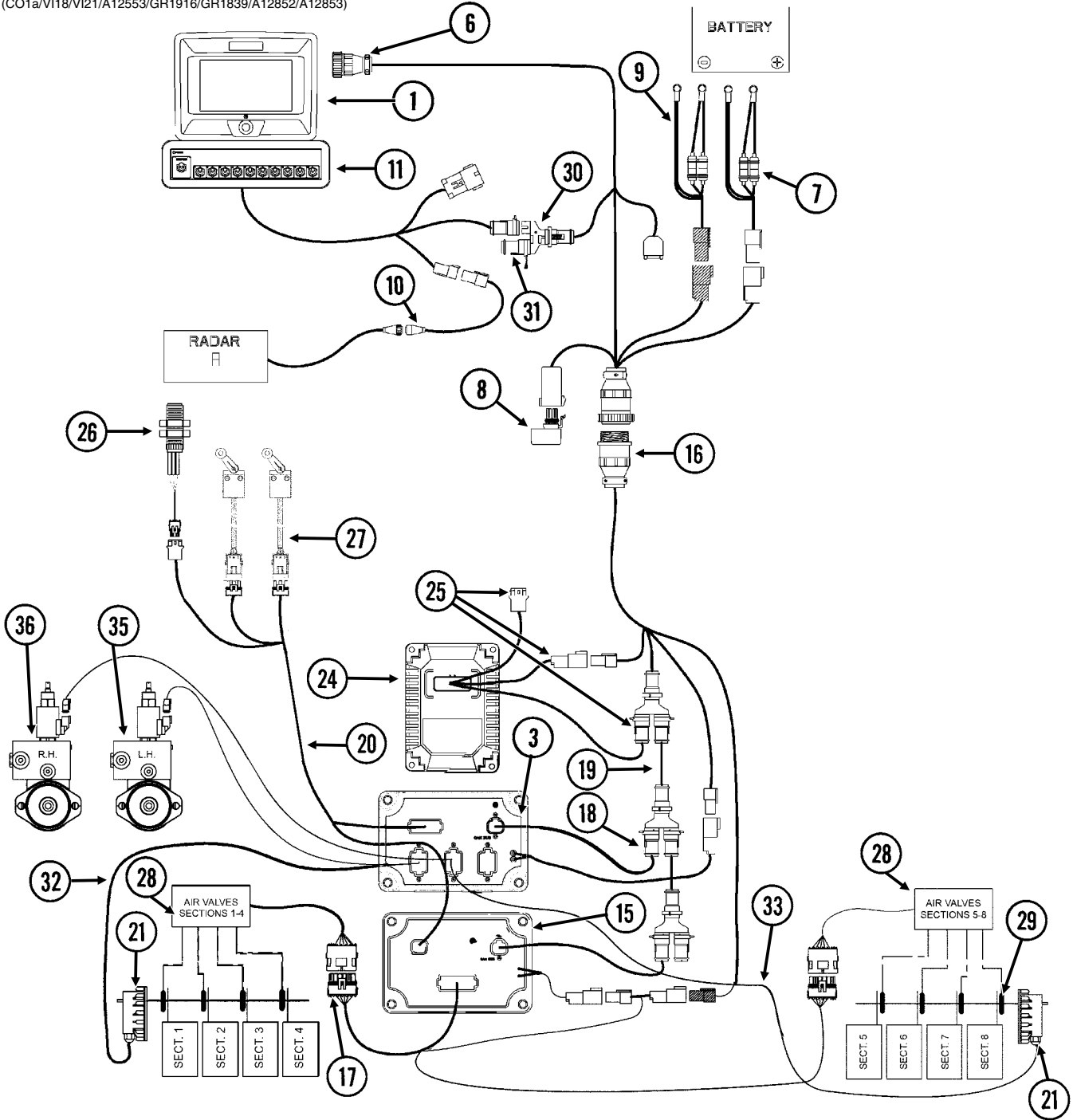


KINZE VISION® DISPLAY

ITEM	PART NO.	QTY.	DESCRIPTION
1	GA12536	1	Vision Loaner (Display Only)
2	GA12852	1	Power Supply
3	GA12853	1	Null Modem Cable
4	GR1835	1	Flash Card
5	GR1836	1	SMS CD
6	GA12551	1	Display Cable
7	GA12562	1	Power Cable
8	GA12540	1	Power Control Relay
9	GA12598	1	Seed Rate Power Cable
10	GA12596	1	Radar Adapter Cable
11	GA12539	1	Switch Box Module
12	GR1838	1	Dust Plug
13	GR1839	1	Dust Plug
14	GA12868	1	Mounting Bracket Assembly
	GD18407	1	Ram Base
	GD18408	1	Ram Vesa Base
15	GA12537	1	Clutch Control Module
16	GA12655	-	Implement Cable (16 Row)
17	GA13530	1	Clutch Control Cable
18	GA12558	1	Can Stub Cable, 8"
19	GA12559	1	Can Extension, 5"
20	GA13531	1	Implement Switch Extension Cable
21	GA12565	1	Encoder Module
22	GR1916	1	Switch Box Bracket
24	---	-	<u>See "Planter Monitor Module (PMM)", Pages P138 And P139</u>
25	---	-	<u>See "Planter Monitor Module (PMM)", Pages P138 And P139</u>
26	GA13204	1	Hall Effect Sensor
27	---	-	<u>See "Shank Assembly, Seed Tube And Depth Adjustment", Pages P4 And P5</u>
28	GA12553	1	GPS Cable
29	GA12552	1	GPS Antenna
30	GD18176	-	Y-Splice Connector
31	GD18177	-	Terminator
32	GA13533	1	Seed Rate Cable (L.H.)
33	GA12564	1	Seed Rate Control Module
34	---	-	<u>See "Hydraulic Driveline Assemblies", Pages P92-P95</u>
35	---	-	<u>See "Hydraulic Motor", Page P117</u>
36	---	-	<u>See "Pneumatic Down Pressure Package Option", Pages P6 And P7</u>
37	GA13532	1	Seed Rate Cable (R.H.)
38	---	-	<u>See "Hydraulic Motor", Page P117</u>
A	G8266X	-	Vision Display Package (Items 1-5)

KINZE COBALT™ DISPLAY

(CO1a/VI18/VI21/A12553/GR1916/GR1839/A12852/A12853)



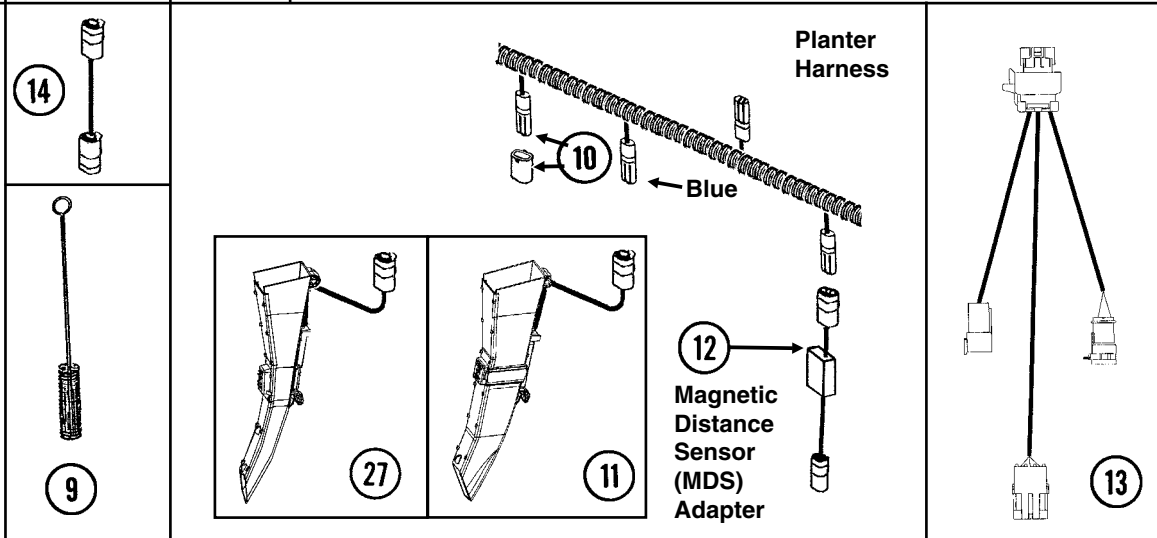
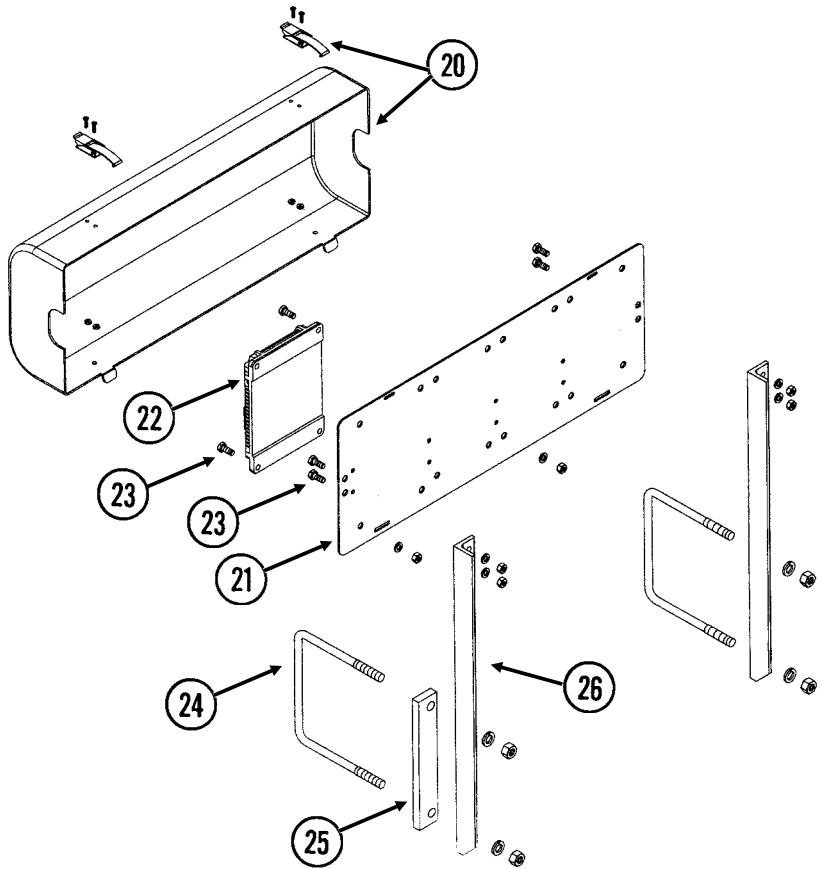
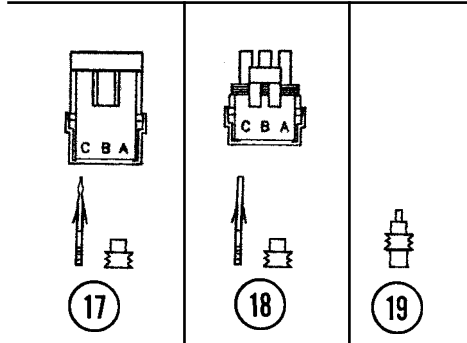
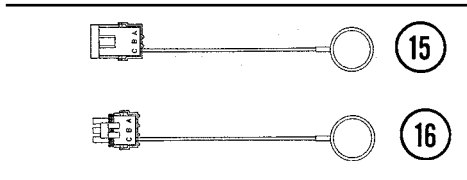
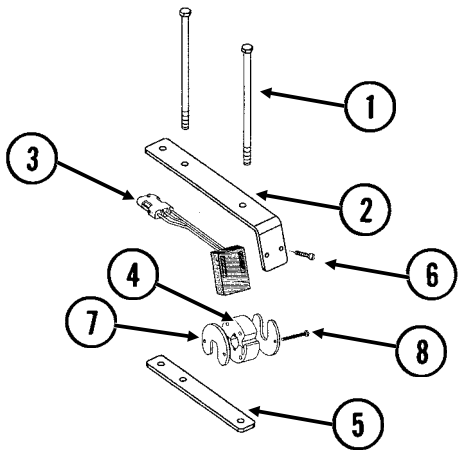
KINZE COBALT™ DISPLAY

ITEM	PART NO.	QTY.	DESCRIPTION
1	GA13554	1	Cobalt Display
2	GA12852	1	Power Supply
3	GA12564	1	Seed Rate Control Module
4	GR1835	1	Flash Card
5	GR1836	1	SMS CD
6	GA12551	1	Display Cable
7	GA12562	1	Power Cable
8	GA12540	1	Power Control Relay
9	GA12598	1	Seed Rate Power Cable
10	GA12596	1	Radar Adapter Cable
11	GA12539	1	Switch Box Module
12	GR1838	1	Dust Plug
13	GR1839	1	Dust Plug
14	GA12868	1	Mounting Bracket Assembly
	GD18407	1	Ram Base
	GD18408	1	Ram Vesa Base
15	GA12537	1	Clutch Control Module
16	GA12555	1	Implement Cable (12 Row)
	GA12655	-	Implement Cable (16 Row)
17	GA13530	1	Clutch Control Cable
18	GA12558	1	Can Stub Cable, 8"
19	GA12559	1	Can Extension, 5"
20	GA13531	1	Implement Switch Extension Cable
21	GA12565	1	Encoder Module
22	GR1916	1	Switch Box Bracket
24	---	-	<u>See "Planter Monitor Module (PMM)", Pages P138 And P139</u>
25	---	-	<u>See "Planter Monitor Module (PMM)", Pages P138 And P139</u>
26	GA13204	1	Hall Effect Sensor
27	---	-	<u>See "Shank Assembly, Seed Tube And Depth Adjustment", Pages P4 And P5</u>
28	---	-	<u>See "Hydraulic Driveline Assemblies", Pages P92-P95</u>
29	---	-	<u>See "Pneumatic Down Pressure Package", Pages P6 And P7</u>
30	GD18176	-	Y-Splice Connector
31	GD18177	-	Terminator
32	GA13533	1	Seed Rate Cable (L.H.)
33	GA13532	1	Seed Rate Cable (R.H.)
34	GA13654	-	Adapter Cable
35.	---	-	<u>See "Hydraulic Motor", Page P117</u>
36.	---	-	<u>See "Hydraulic Motor", Page P117</u>

PLANTER MONTIOR MODULE (PMM)

(MTR60/PMM01/MTR65/MTR61/MTR64/MTR62/PMM02/A7849)

Shaft Rotation Sensor

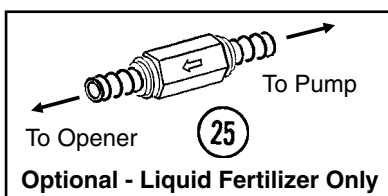
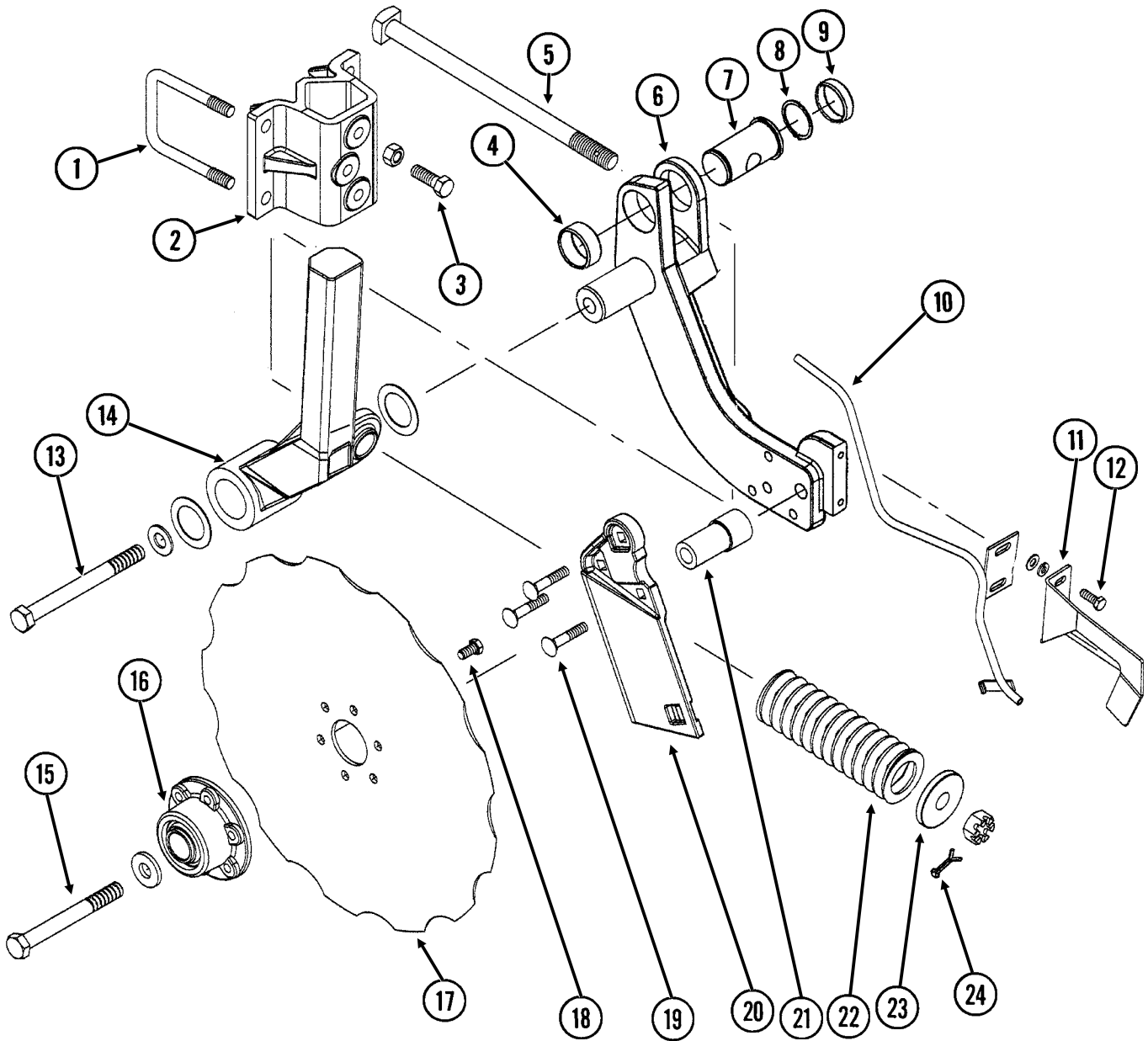


PLANTER MONITOR MODULE (PMM)

ITEM	PART NO.	QTY.	DESCRIPTION
1	G10686	4	Hex Head Cap Screw, 3/8"-16 x 8"
	G11091	4	Serrated Flange Nut, 3/8"-16
2	GD18118	2	Shaft Sensor Mount
3	GR1415	1	Rotation Sensor
4	GR1414	1	Actuator
5	GD18168	2	Mount
6	G11288	2	Pan Head Screw, No. 10-32 x 1 1/4"
	G10243	2	Washer, No. 10 SAE
	G10758	2	Hex Nut, No. 10-32
7	GD11474	4	Cover
8	G10927	4	Pan Head Machine Screw, No. 8-32 x 1 1/4", Stainless Steel
	G10931	4	Lock Washer, No. 8, Internal / External, Stainless Steel
	G10928	4	Hex Nut, No. 8-32, Stainless Steel
9	GR0594	-	Brush
10	GA8022	-	Planter Harness W/Dust Caps, 6 Row (9 Connectors)
	GA7851	-	Planter Harness W/Dust Caps, 12 Row (16 Connectors)
	GD11993	-	Dust Cap
11	GA12650	-	Seed Tube W/Computerized Sensor, EdgeVac®
	GR1737	-	Sensor Only, EdgeVac®
	GA12636	-	Seed Tube (With Holes For Sensor Installation), EdgeVac®
12	GA7859	1	Magnetic Distance Sensor Adapter (Analog To Digital)
13	GA12557	1	Planter Monitor Module Cable
14	GA7849	1	Extension Harness, 15'
15	GA8046	-	Dust Plug (Black)
	GA9978	-	Dust Plug (Blue)
16	GA8047	-	Dust Plug (Black)
	GA9979	-	Dust Plug (Blue)
17	G1K248	-	3-Pin Female Connector Kit (Black), Includes: (3) 3-Pin Female Housings, (9) Pin Contacts, (9) Seals
	G1K362	-	3-Pin Female Connector Kit (Blue), Includes: (3) 3-Pin Female Housings, (9) Pin Contacts, (9) Seals
18	G1K252	-	3-Pin Male Connector Kit (Black), Includes: (3) 3-Pin Male Housings, (9) Socket Contacts, (9) Seals
	G1K363	-	3-Pin Male Connector Kit (Blue), Includes: (3) 3-Pin Male Housings, (9) Socket Contacts, (9) Seals
19	GD11089	-	Sealing Plug
20	GA12563	1	Module Cover Assembly W/Lock Clamps
	GD18642	1	Module Cover
	GA12641	-	Lock Clamp
	G11065	-	Phillips Pan Head Machine Screw, No. 8-32 x 5/8", Stainless Steel
	G11241	-	Serrated Flange Nut
21	GD18013	1	Bracket
22	GA12538	1	Planter Monitor Module
23	G10043	4	Hex Head Cap Screw, 5/16"-18 x 3/4"
	G10232	4	Lock Washer, 5/16"
	G10106	4	Hex Nut, 5/16"-18
24	GD7145	2	U-Bolt, 7" x 7" x 1/2"-13
	G10228	4	Lock Washer, 1/2"
	G10102	4	Hex Nut, 1/2"-13
25	GD16316	2	Spacer, 1 1/2" x 9"
26	GD16315	2	Support, 21 1/2"
27	GA10901	-	Seed Tube W/Computerized Sensor (Mechanical)
	GR1629	-	Sensor Only (Mechanical)
	GA10940	-	Seed Tube (With Holes For Sensor Installation)(Mechanical)

NOTCHED SINGLE DISC FERTILIZER OPENER

(A10216aa)

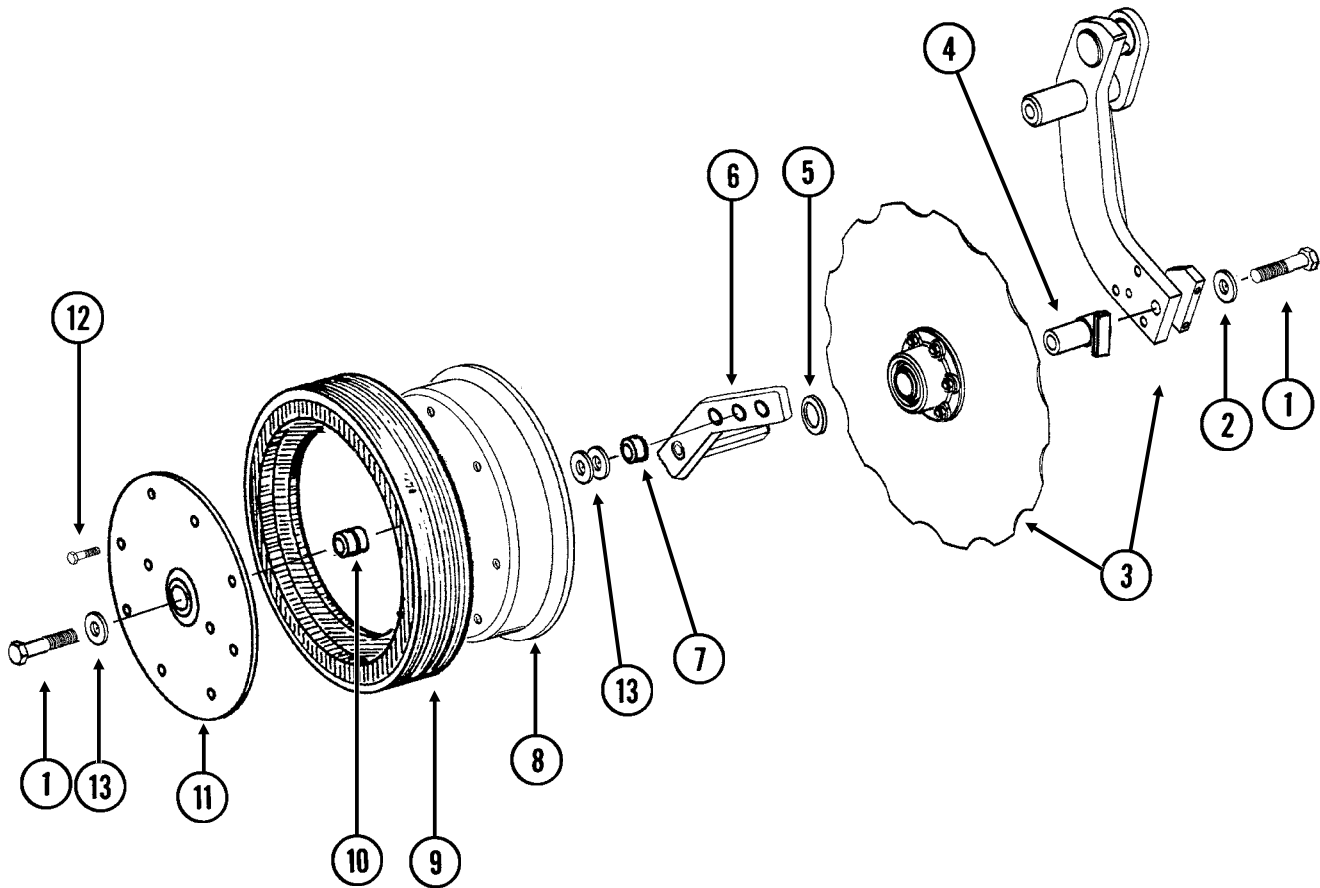


NOTCHED SINGLE DISC FERTILIZER OPENER

ITEM	PART NO.	QTY. (Per Assy.)	DESCRIPTION
1	GD17006	2	U-Bolt, 3" x 3" x 1/2"-13
	G10228	4	Lock Washer, 1/2"
	G10102	4	Hex Nut, 1/2"-13
2	GB0399	1	Mount, L.H.
	GB0404	-	Mount, R.H. (Shown)
3	G10017	3	Hex Head Cap Screw, 1/2"-13 x 1 1/2"
	G10102	3	Hex Nut, 1/2"-13
4	GD14672	1	Spring Bushing, 3/4"
5	GD15226	1	Special Bolt, 3/4"-10 x 12"
	G11116	1	Slotted Hex Nut, 3/4"-10
6	GA10704	1	Pivot Arm W/Shaft, R.H. (Shown)
	GA10705	-	Pivot Arm W/Shaft, L.H.
	GD14651	-	Shaft
7	GD14649	-	Pin
8	G10283	1	External Retaining Ring, 1 1/2"
9	GD14673	1	Spring Bushing, 1/2"
10	GA11760	1	Drop Tube, R.H., Liquid Fertilizer (Shown)
	GA11759	-	Drop Tube, L.H., Liquid Fertilizer
11	GD11558	-	Scraper, R.H. (Shown)
	GD11557	1	Scraper, L.H.
12	G10991	2	Hex Head Cap Screw, 5/16"-18 x 7/8"
	G10232	2	Lock Washer, 5/16"
	G10219	2	Washer, 5/16" USS
13	G10012	1	Hex Head Cap Screw, 5/8"-11 x 6 1/2"
	G10450	2	Machine Bushing, 1 1/2", 18 Gauge
	G10217	1	Washer, 5/8" USS
	G10107	1	Lock Nut, 5/8"-11
14	GA10646	1	Arm Mount W/Grease Fitting, Bushing And Seal, R.H. (Shown)
	GA10647	-	Arm Mount W/Grease Fitting, Bushing And Seal, L.H.
	G10640	-	Grease Fitting, 1/4"-28
	GD15600	-	Bushing
	GD15568	-	Seal
15	G10011	1	Hex Head Cap Screw, 5/8"-11 x 5 1/2"
	GD12677	1	Washer, 1 1/2" O.D., 7 Gauge, Hardened
	G10107	1	Lock Nut, 5/8"-11
16	GA9437	1	Hub W/Bearing
	GA8603	-	Bearing, Double Row
17	GD12676	1	Disc Blade, Notched, 16 3/4"
18	G10002	6	Hex Head Cap Screw, 3/8"-16 x 3/4"
19	G10306	3	Carriage Bolt, 3/8"-16 x 2"
	G10108	3	Lock Nut, 3/8"-16
20	GB0322	-	Knife, R.H. (Shown)
	GB0323	1	Knife, L.H.
21	GD12679	1	Stepped Spacer, 3" Long
22	GD12817	1	Compression Spring
23	GB0213	1	Spring Seat
24	G10462	1	Cotter Pin, 3/16" x 2"
25	GA8983	-	Check Valve, Low Rate

DEPTH / GAUGE WHEEL ATTACHMENT FOR NOTCHED SINGLE DISC FERTILIZER OPENER

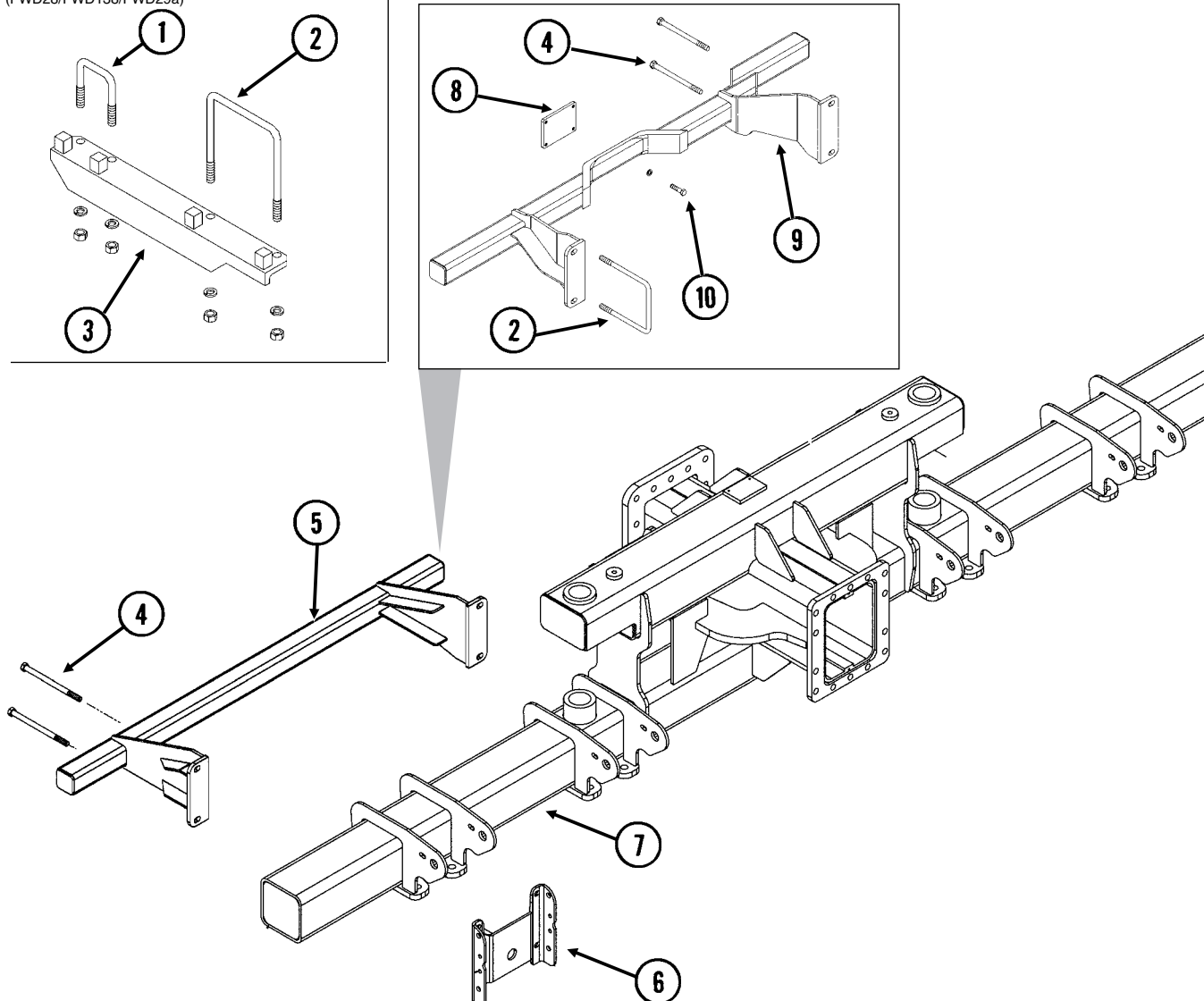
(FRTZ257)



ITEM	PART NO.	QTY. (Per Assy.)	DESCRIPTION
1	G10010	2	Hex Head Cap Screw, 5/8"-11 x 3"
2	GD7805	1	Special Washer, 5/8", Hardened
3	---	-	See "Notched Single Disc Fertilizer Opener", Pages P140 And P141
4	GA9472	1	Blade Mount
5	G10233	1	Machine Bushing, 1 1/2" x 1/32", 10 Gauge
6	GA10037	1	Wheel Mount, L.H. (Shown)
	GA10036	1	Wheel Mount, R.H.
7	GD13309	1	Spacer
8	GD11423	1	Half Wheel
9	GD11953	1	Offset Tire
10	GA6171	1	Bearing
11	GD11954	1	Half Wheel Cover, Nylon
12	G10961	11	Flanged Whiz-Lock Screw, 5/16"-18 x 3/4", No Serration
	G10620	11	Serrated Flange Nut, 5/16"-18
13	G10204	-	Special Machine Bushing, 5/8" x 1" O.D. (As Required)
A	GA8877	-	Gauge Wheel Complete (Items 8-12)

FERTILIZER OPENER MOUNTS

(FWD28/FWD138/FWD29a)



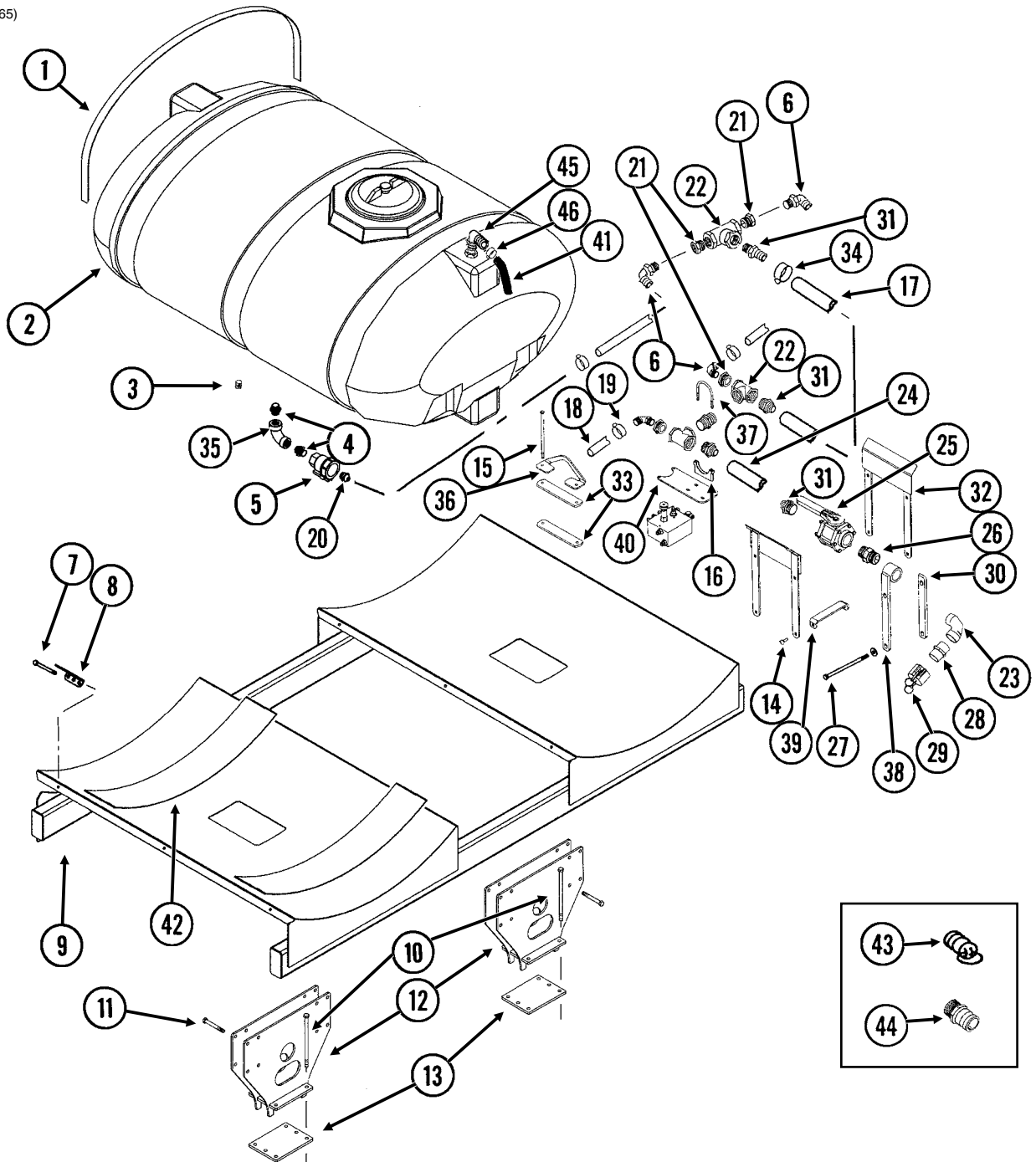
ITEM	PART NO.	QTY.	DESCRIPTION
1	GD14671	-	U-Bolt, 3" x 3" x 5/8"-11
	G10230	-	Lock Washer, 5/8"
	G10104	-	Hex Nut, 5/8"-11
2	GD17039	-	U-Bolt, 7" x 7" x 5/8"-11
	G10230	-	Lock Washer, 5/8"
	G10104	-	Hex Nut, 5/8"-11
3	GB0365	-	Brace, L.H. (Shown)
	GB0370	-	Brace, R.H.
4	G10177	-	Hex Head Cap Screw, 5/8"-11 x 9 1/2"
	G10230	-	Lock Washer, 5/8"
	G10104	-	Hex Nut, 5/8"-11
5	GA10923	2	Mount
6	---	-	See "Parallel Arms, Mounting Support Plate And Pneumatic Down Pressure Package", Page P6 and P7
7	---	-	See "Center Toolbar / Rear H-Frame Assembly", Pages P80 And P81
8	GD17973	2	Tap Block
9	GA12487	1	Opener Mount, L.H. (Shown)
	GA12488	-	Opener Mount, R.H.
10	G10016	8	Hex Head Cap Screw, 1/2"-13 x 2"
	G10228	8	Lock Washer, 1/2"

Return to Parts List Index

P143

LIQUID FERTILIZER TANKS, SADDLES, SADDLE MOUNTS, AND HOSES (Conventional)

(FWD146/FRTZ265)



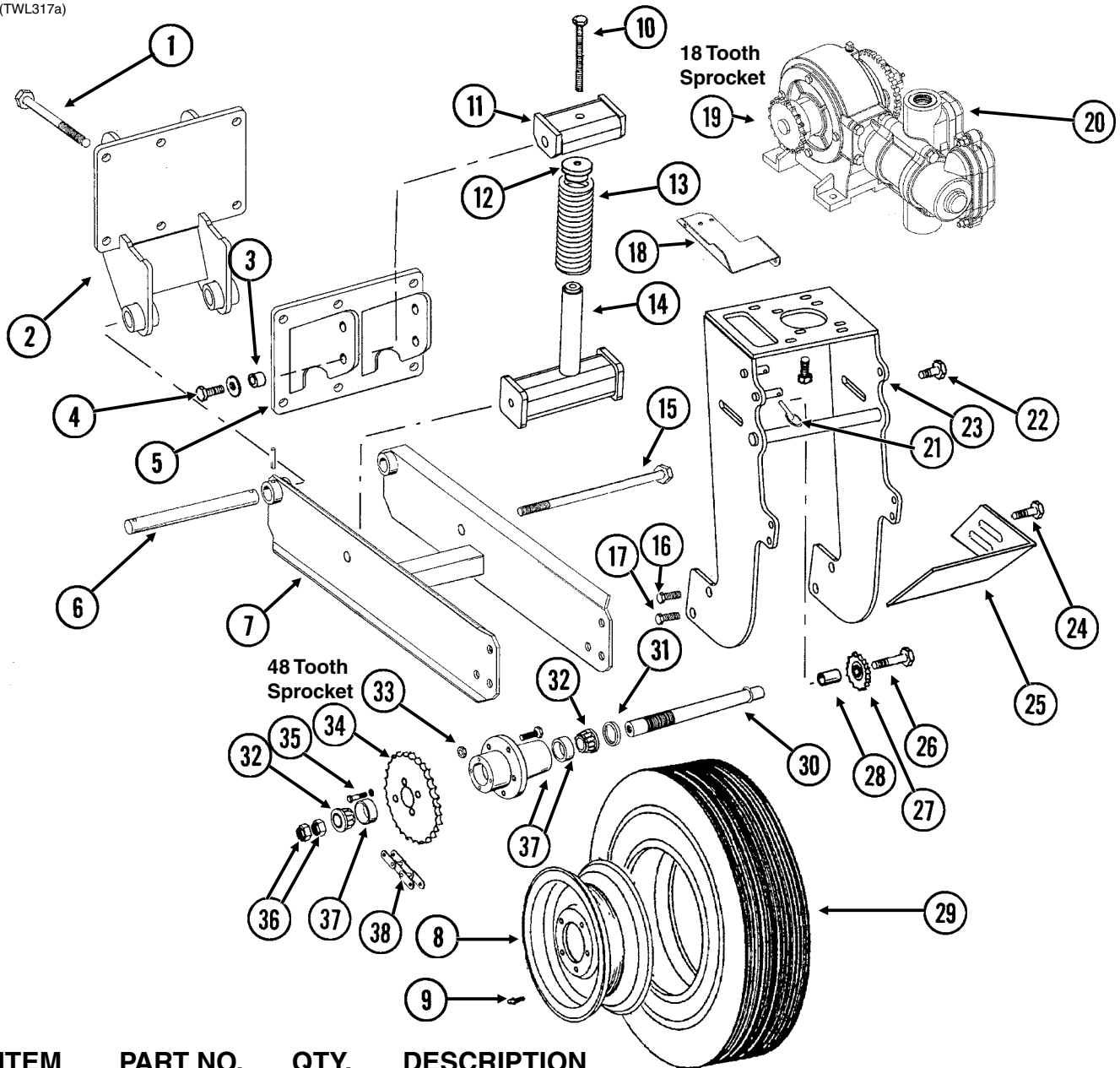
ITEM	PART NO.	QTY.	DESCRIPTION
1	GD15605	3	Band (3 Per Tank)
2	GA10201	2	Tank W/Lid And Fittings, 500 Gallon
	GR1702	-	Lid/Fillwell, 8" (Top Of Tank)
	GR1708	-	3/4" Bulkhead Fitting Assembly (Overflow Fitting, Nut, Bushing And O-Ring) (Top And Bottom Of Tank)
	GR1739	-	2" Bulkhead Fitting Assembly (Nut, Bushing And O-Ring) (Bottom Of Tank)
	GR1686	-	Lanyard, 12 1/2" (Top Of Tank)
3	G10096	2	Pipe Plug, 3/4" NPT
4	G10619	4	Close Nipple, 1 1/4" NPT

LIQUID FERTILIZER TANKS, SADDLES, SADDLE MOUNTS AND HOSES (Conventional)

ITEM	PART NO.	QTY.	DESCRIPTION
5	GA4976	2	Shutoff Valve, 1 1/4" NPT
	GR1015	-	Body O-Ring
	GR1016	-	Stem O-Ring
	GR1017	-	Teflon Seat
	GR1018	-	Ball
	GR1019	-	Handle
6	G10629	4	Elbow, 90°, 1 1/4" NPT To Barb
7	G10485	6	Hex Head Tap Bolt, 3/8"-16 x 5" (6 Per Tank)
	G10901	6	Lock Nut W/ Nylon Insert, 3/8"-16 (6 Per Tank)
8	GD11123	6	Anchor (Sub GA8114)
9	GA10356	1	Tank Mount
10	G11122	12	Hex Head Cap Screw, 5/8"-11 x 12"
	G10205	12	Washer, 5/8" SAE
	G10107	12	Lock Nut, 5/8"-11
11	G10046	12	Hex Head Cap Screw, 5/8"-11 x 5"
	G10205	12	Washer, 5/8" SAE
	G10107	12	Lock Nut, 5/8"-11
12	GA12503	2	Mounting Bracket
13	GD17995	2	Plate, 8 3/4" x 10 1/2"
14	G10599	8	Carriage Bolt, 3/8"-16 x 1 1/4"
	G10203	8	Washer, 3/8" SAE
	G10108	8	Lock Nut, 3/8"-16
15	G11193	8	Hex Head Cap Screw, 3/8"-16 x 9 1/2"
	G10108	8	Lock Nut, 3/8"-16
16	GA8768	2	Clamp, 3"
17	G4206-01	1	Hose, 2" x 18'
18	G4200-05	2	Hose, 1 1/4" x 50'
19	G10674	48	Hose Clamp, No. 24
20	G10626	2	Adapter, 1 1/4" NPT To Barb
21	G10616	6	Reducing Bushing, 2" Male NPT To 1 1/4" Female
22	G10888	3	Tee, 2" Female NPT
23	G10287	1	Elbow, 90°, 2" Male NPT To Female
24	G4201-02	1	Hose, 2" x 12'
25	GA2660	1	Shutoff Valve, 2" NPT
26	G10623	3	Close Nipple, 2" NPT
27	G10148	2	Hex Head Cap Screw, 1/2"-13 x 9 1/2"
	G10216	2	Washer, 1/2" USS
	G10228	2	Lock Washer, 1/2"
	G10102	2	Hex Nut, 1/2"-13
28	GD3622	1	Adapter, 2" Female NPT To Cam Lock
29	GD3951	1	Dust Cap, 2" Cam Lock
30	GD15703	1	Bracket, 1 1/2" x 12 1/2"
31	G10628	4	Adapter, 2" NPT To Barb
32	GA11064	2	Hose Support
33	GD16478	4	Bracket
34	G10676	4	Hose Clamp, No. 36, Stainless Steel
35	G10897	2	Elbow, 90°, 1 1/4" Female NPT
36	GD16479	4	Mount
37	G11165	2	T-Bolt Clamp, 2 1/2", Stainless Steel
38	GA10509	1	Straight Mount, Quick Fill, 14 19/32"
39	GD16189	4	Tie Bracket
40	GD16210	1	Bracket
41	G4205-10	1	Hose, 3/4" x 200" (100" Per Tank)
42	GD1862	2	Pad, 8" x 14"
43	GD10777	2	Dust Plug, 2" Male Cam Lock
44	GD3623	1	Adapter, 2" Male NPT To Cam Lock
45	G10917	2	Elbow, 90°, 3/4" NPT To Barb
46	G10278	10	Hose Clamp, No. 16

LIQUID FERTILIZER PISTON PUMP MOUNT AND GROUND DRIVE WHEEL

(TWL317a)



ITEM	PART NO.	QTY.	DESCRIPTION
1	G10152	6	Hex Head Cap Screw, 5/8"-11 x 9"
	G10230	6	Lock Washer, 5/8"
	G10104	6	Hex Nut, 5/8"-11
2	GA10355	1	Wheel Arm Mount
3	GB0218	2	Bushing, 2 1/32" I.D. x 7/8" O.D. x 1 19/32" Long
4	G10005	2	Hex Head Cap Screw, 5/8"-11 x 1 3/4"
	GD7805	2	Special Washer, 5/8", Hardened
	G10107	2	Lock Nut, 5/8"-11
5	GA9712	1	Spring Mount
6	GD2681	1	Pin, 1 1/4" x 13 1/2"
	G10460	2	Cotter Pin, 1/4" x 2"
7	GA10621	1	Arm W/Grease Fittings
	G10641	2	Grease Fitting, 1/8" NPT
8	GA0241	1	Wheel, 5" x 15"
9	GD1166	1	Valve Stem

Return to Parts List Index

P146

12/09

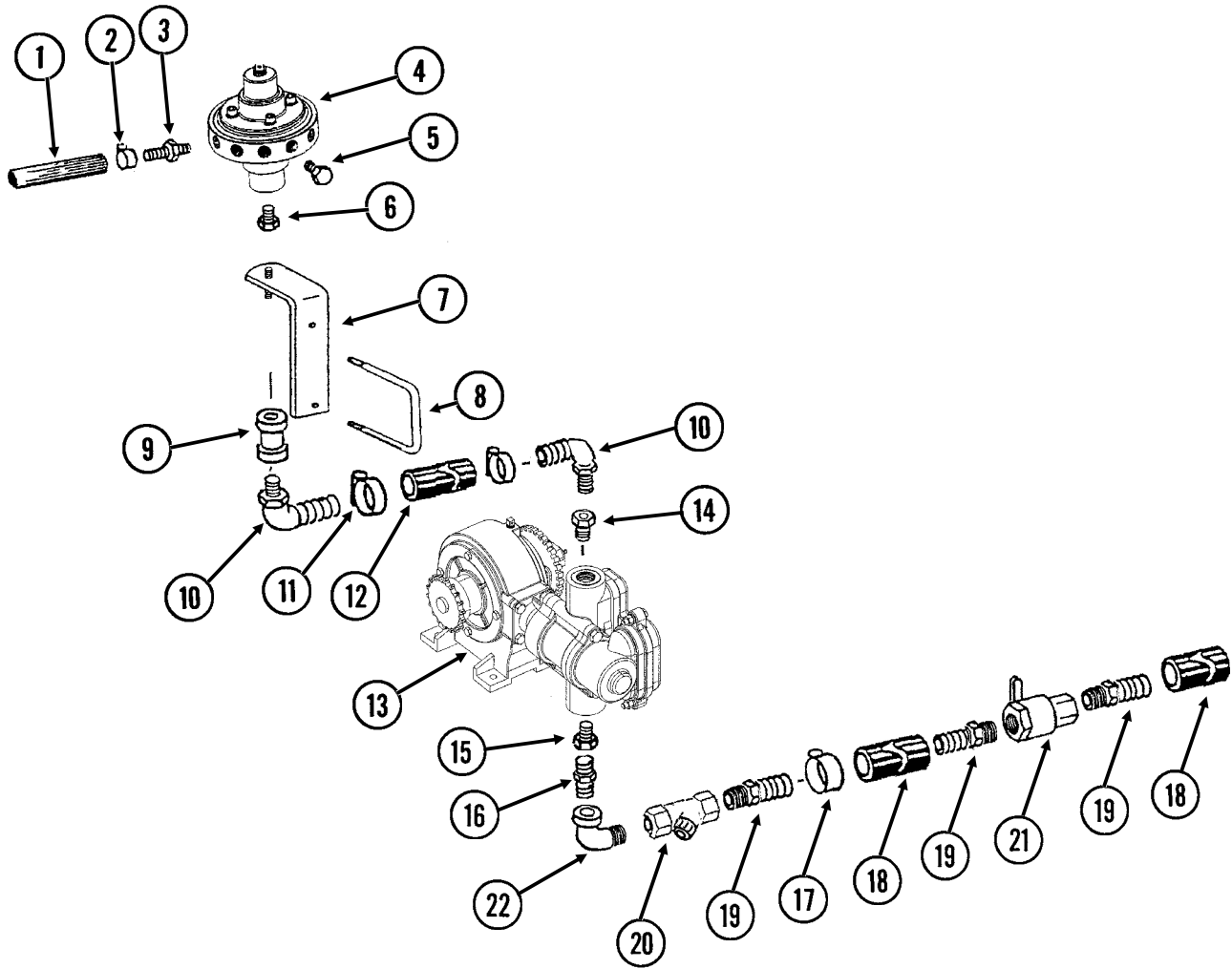
LIQUID FERTILIZER PISTON PUMP MOUNT AND GROUND DRIVE WHEEL

ITEM	PART NO.	QTY.	DESCRIPTION
10	G10012	1	Hex Head Cap Screw, 5/8"-11 x 6 1/2"
	GD7805	1	Special Washer, 5/8", Hardened
11	GA10908	1	Spring Mount
12	GB0196	1	Washer
13	GD7831	1	Compression Spring
14	GA10907	1	Spring Guide
15	G11122	1	Hex Head Cap Screw, 5/8"-11 x 12"
	G10107	1	Lock Nut, 5/8"-11
16	G10026	2	Hex Head Cap Screw, 3/4"-10 x 2"
	G10231	2	Lock Washer, 3/4"
17	G11042	2	Hex Head Cap Screw, 3/4"-10 x 1 3/4"
	G10231	2	Lock Washer, 3/4"
	G10105	2	Hex Nut, 3/4"-10
18	GD13744	1	Hose Holder
19	GR1146	1	Sprocket, 18 Tooth
20	---	-	See "Liquid Fertilizer Piston Pump", Pages P150 And P151
21	GD2558	1	Lynch Pin, 1/4"
22	G10007	2	Hex Head Cap Screw, 5/8"-11 x 1 1/2"
	G10217	2	Washer, 5/8" USS
	G10230	2	Lock Washer, 5/8"
	G10104	2	Hex Nut, 5/8"-11
23	GA10894	1	Pump Mount
24	G10017	2	Hex Head Cap Screw, 1/2"-13 x 1 1/2"
	G10216	2	Washer, 1/2" USS
	G10228	2	Lock Washer, 1/2"
	G10102	2	Hex Nut, 1/2"-13
25	GD13328	1	Scraper
26	G10013	1	Hex Head Cap Screw, 5/8"-11 x 3 1/2"
	G10205	1	Washer, 5/8" SAE
	G10230	1	Lock Washer, 5/8"
	G10104	1	Hex Nut, 5/8"-11
27	GA0262	1	Idler Sprocket W/Bearing, 15 Tooth
28	GD7817-05	1	Spacer, 1 1/16" I.D. x 1 1/4" Long
29	GD0844	1	Tire, 7.60" x 15", 8 Ply (Specify Brand*)
30	GA2559	1	Spindle
31	GA0252	2	Seal
32	GA0251	2	Bearing
33	GR0267	5	Lug Nut, 1/2"-20
34	G2500-84	1	Sprocket, 48 Tooth
35	G10019	4	Hex Head Cap Screw, 5/16"-18 x 1"
	G10232	4	Lock Washer, 5/16"
36	GD0831	2	Shoulder Nut, 1 1/4"-12 UNF-2A
37	GA0547	1	Hub W/Cups And Studs, 5 Bolt
	GR0190	2	Cup
	GR0204	5	Stud
38	G3200-63	1	Chain, No. 2050, 63 Pitch Including Connector Link
	GR0195	1	Connector Link, No. 2050
	GR0200	1	Offset Link, No. 2050

* Specific brand requests will be supplied only as available from current KINZE® Repair Parts stock. If a specific brand requested is not in stock, the brand available will be supplied. Different brand tires may have different diameters. Change in tire brand may affect rates. Field checks are recommended after any change in tires.

LIQUID FERTILIZER FLOW DIVIDER MOUNT AND HOSES

(FRTZ215j)



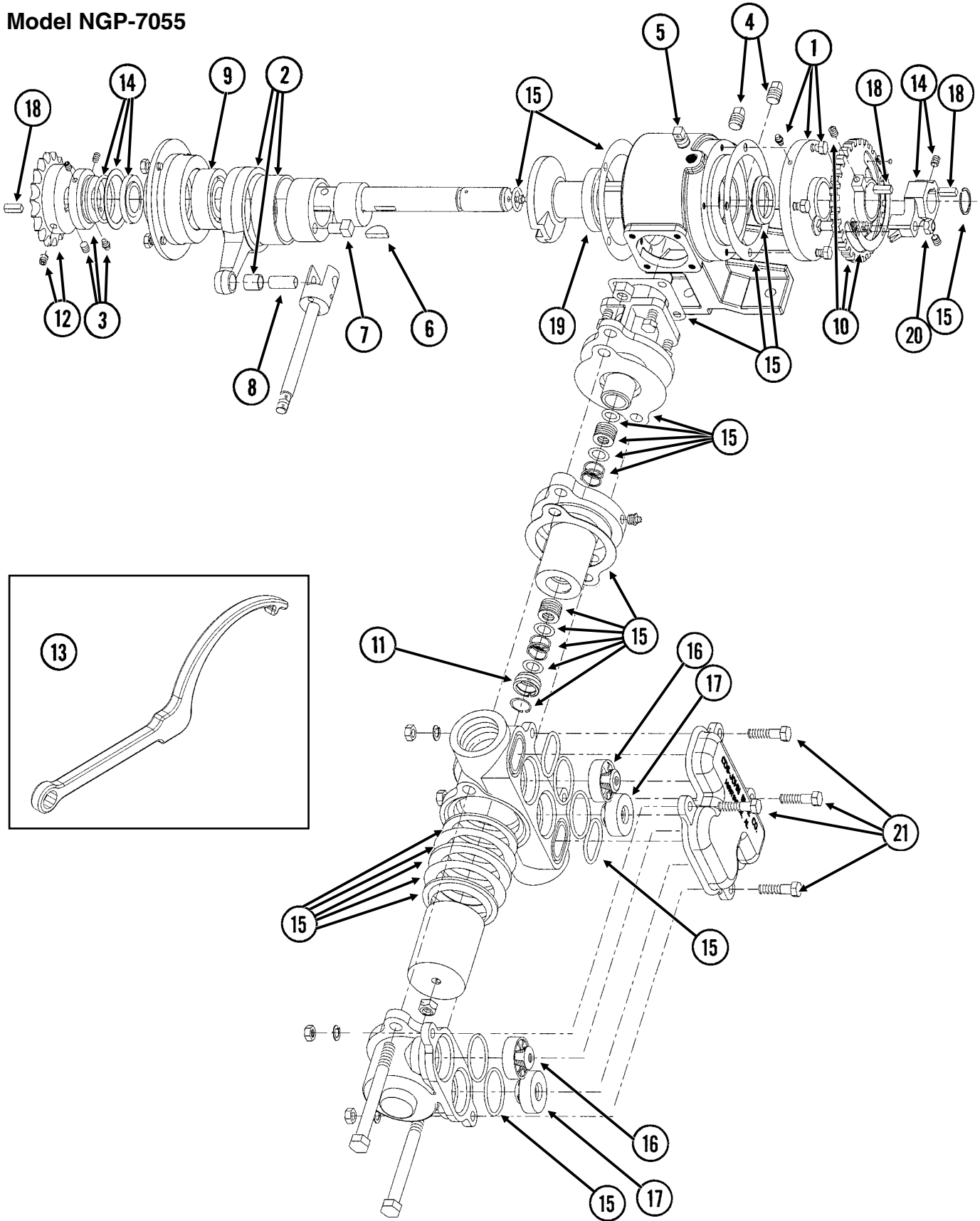
LIQUID FERTILIZER FLOW DIVIDER MOUNT AND HOSES

ITEM	PART NO.	QTY. (Per Assy.)	DESCRIPTION
1	G4301-02	-	Hose, 3/8" x 50'
	G4301-04	-	Hose, 3/8" x 100'
	G4301-08	-	Hose, 3/8" x 250'
2	G10681	24-32	Hose Clamp, No. 6
3.	GD11700	12-16	Adapter, 1/4" NPT To 3/8" Barb
4	---	-	<u>See "Liquid Fertilizer Piston Pump Flow Divider", Pages P152</u>
5	G10292	-	Pipe Plug, 1/4" NPT
6	G10995	1	Reducing Bushing, 1" Male NPT To 3/4" Female, Stainless Steel
7	GA6527	1	Mount, 3/4" NPT
8	GD1114	1	U-Bolt, 7" x 7" x 5/8"-11
	G10230	2	Lock Washer, 5/8"
	G10104	2	Hex Nut, 5/8"-11
9	G11083	1	Coupler, 3/4" Female NPT
10	G10917	2	Elbow, 90°, 3/4" NPT To Barb
11	G10278	2	Hose Clamp, No. 16
12	G4205-10	-	Hose, 3/4" x 200"
13	---	-	<u>See "Liquid Fertilizer Piston Pump, Pages P150</u>
14	G11237	1	Reducing Bushing, 1 1/2" Male NPT To 3/4" Female
15	G10615	1	Reducing Bushing, 1 1/2" Male NPT To 1 1/4" Female
16	G10619	1	Close Nipple, 1 1/4" NPT
17	G10674	2	Hose Clamp, No. 24
18	---	-	<u>See "Liquid Fertilizer Tanks, Saddles, Saddle Mounts And Hoses", Pages P144 and P145</u>
19	G10626	3	Adapter, 1 1/4" NPT To Barb
20	GA3893	1	Strainer Complete
	GR0880	-	Screen, No. 40 Mesh
	GR0881	-	Gasket
	GR0882	-	Y-Body
	GR0883	-	End Cap
21	GA4976	-	Shutoff Valve, 1 1/4" NPT
	GR1015	-	Body O-Ring
	GR1016	-	Stem O-Ring
	GR1017	-	Teflon Seat
	GR1018	-	Ball
	GR1019	-	Handle
22	G10887	2	Elbow, 90°, 1 1/4" Male NPT To Female

LIQUID FERTILIZER PISTON PUMP (Uses 18 Tooth Sprocket)

(A12335a/GR1808)

Model NGP-7055

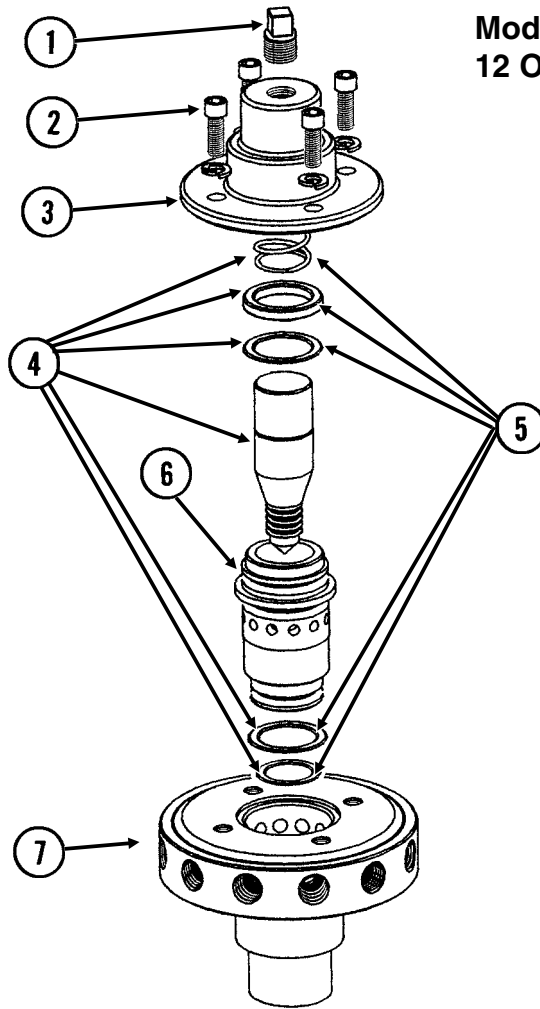


LIQUID FERTILIZER PISTON PUMP (Uses 18 Tooth Sprocket)

ITEM	PART NO.	QTY.	DESCRIPTION
1	GR1804	1	Flange Cover Assembly
	G10991	4	Hex Head Cap Screw, 5/16"-18 x 7/8"
2	GR1803	1	Connecting Rod Assembly
3	GR1801	1	Spacer Assembly
	G10693	3	Hex Socket Head Set Screw, 5/16"-18 x 3/8"
4	GR1123	2	Plug
5	GR1543	1	Vent Plug
6	GR1112	1	Woodruff Key
7	GR1120	1	Eccentric Pin
8	GR1124	1	Pin
9	GR1104	1	Bearing
10	GR1805	1	Setting Hub Assembly
11	GR1134	1	Stuffing Box Insert
12	GR1146	1	Sprocket, 18 Tooth
13	GR1808	1	Adjustment Wrench
14	GR1806	1	Setting Pointer Assembly
15	GR1796	1	Repair Kit, Includes: (6) Gaskets, (9) O-Rings, (4) Washers, (1) Retaining Ring, (2) Oil Seals, (1) Snap Ring, (1) Thrust Washer, (1) Rod Bushing, (2) Flange Plunger Packings, (2) Packing Springs, (2) Rod Vee Packing Sets
16	GR1800	2	Discharge Valve Assembly
17	GR1798	2	Suction Valve Assembly
18	GR1118	3	Setting Arm Key
19	GR1116	1	Bearing
20	G10306	1	Carriage Bolt, 3/8"-16 x 2"
	G10108	1	Lock Nut, 3/8"-16
21	G10003	4	Hex Head Cap Screw, 3/8"-16 x 1 1/2"
	G10210	4	Washer, 3/8" USS
	G10229	4	Lock Washer, 3/8"
	G10101	4	Hex Nut, 3/8"-16
A	GA12335	-	Piston Pump Complete W/18 Tooth Sprocket (Model NGP-7055)

LIQUID FERTILIZER PISTON PUMP FLOW DIVIDER

(FRTZ202a)



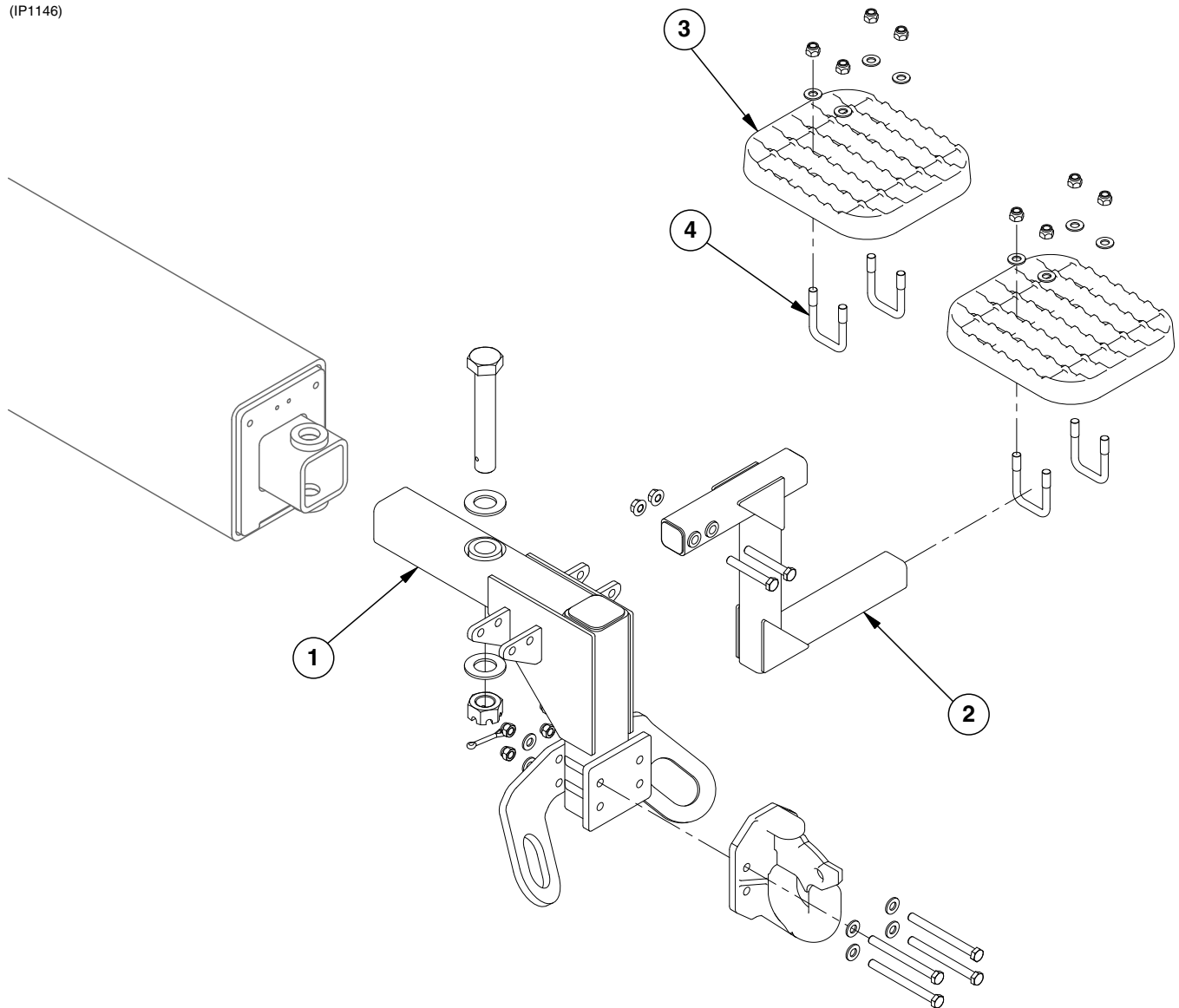
**Model FD-1200 Flow Divider,
12 Outlet**

3/4" NPT

ITEM	PART NO.	QTY.	DESCRIPTION
1	GR1543	1	Vent Plug
2	GR1542	4	Hex Socket Head Screw, 1/4"-20 x 3/4", Stainless Steel
	GR1541	4	Lock Washer, 1/4", Stainless Steel
3	GR1540	1	Cap
4	GR1544	1	Needle Assembly W/Seal Kit (Item 5)
5	GR1545	1	Seal Kit, Includes: (3) O-Rings, (1) Seal, (1) Spring
6	GR1535	1	Sleeve
7	GR1533	1	Body (12 Outlets)
A	GA8931	1	Liquid Fertilizer Piston Pump Flow Divider Complete, 12 Outlet (Model FD-1200)

REAR TRAILER HITCH

(IP1146)

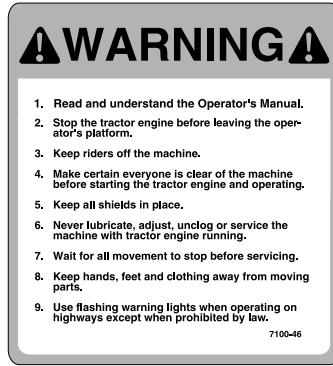


ITEM	PART NO.	QTY.	DESCRIPTION
1	GA14073	1	Pintle Hitch Assembly
	G10460	1	Cotter Pin, 1/4" x 2"
	G11154	4	Lock Nut, 1/2"-20, Grade 8
	G11153	4	Hex Head Cap Screw, 1/2"-20 x 5 1/2", Grade 8
	G10506	1	Slotted Nut, 1 1/4"-7
	G10226	2	Washer, 1 1/4" SAE
	GD14674	8	Special Washer, 1/2", Hardened
	GD15939	1	Hex Head Cap Screw, 1 1/4"-7 x 7 1/2"
	GA10859	1	Pintle Hitch
	GA14074	1	Pintle Hitch Mount
	2	GA14075	1
G10033		2	Hex Head Cap Screw, 1/2"-13 x 3 1/2"
G10071		2	Serrated Flange Nut, 1/2"-13
3	GB0315	2	Step (ASD)
4	GD2721	4	U-Bolt, 2" x 2" x 1/2"-13 (ASD)
	G10206	8	Washer, 1/2" SAE
	G10111	8	Lock Nut, 1/2"-13

DECALS, PAINT, AND MISCELLANEOUS



1



2



3



4



5



6



7



8



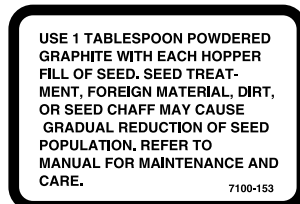
9



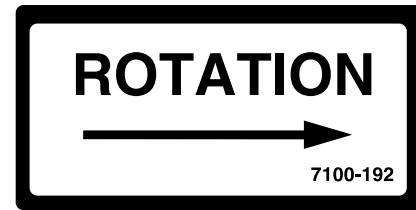
10



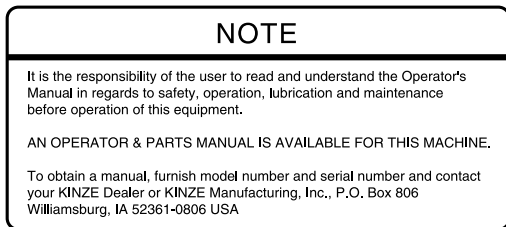
11



12



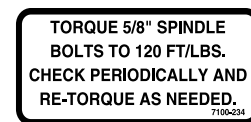
13



14




15



16



17



18



19



20



21



22

DECALS, PAINT, AND MISCELLANEOUS

ROTATE KNURLED COLLAR
ON WRAP SPRING TIGHTENER
TO RELEASE SPRING
TENSION

7100-295

KINZE **3800**

23 A A 25 24

IMPORTANT
-FAN MOTOR CASE DRAIN-
ALWAYS CONNECT THE FAN MOTOR CASE
DRAIN HOSE TO THE TRACTOR ZERO
PRESSURE RETURN. DO NOT CONNECT TO
THE TRACTOR SCV OR MOTOR RETURN
PORTS AS FAN HYDRAULIC MOTOR FAILURE
WILL OCCUR.

7100-329



WARNING

STAY CLEAR
OF DISCHARGE
WHILE FAN
IS RUNNING

7100-301

TRANSPORT

7100-317

30

CAUTION


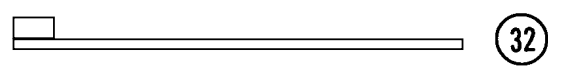


BEFORE ATTACHING PTO SHAFT TO TRACTOR, BE SURE
THAT THE CORRECT SHAFT LENGTH IS BEING USED.
FAILURE TO FOLLOW THE GUIDELINES IN OPERATOR'S
MANUAL WILL RESULT IN SEVERE DAMAGE TO THE
IMPLEMENT AND/OR THE TRACTOR!

7100-344

27

KINZE

31



WARNING

DISCONNECT HYDRAULIC
LINES FROM TRACTOR
BEFORE REMOVING
COVER.

SEE OPERATOR'S MANUAL FOR
SERVICE INSTRUCTIONS.

7100-172

37

DANGER

ELECTRO-HYDRAULIC AUGER OPERATION.
AUGER MAY AUTOMATICALLY START
ANYTIME. DISCONNECT HYDRAULIC LINES
FROM TRACTOR OR SHUTOFF TRACTOR
ENGINE BEFORE SERVICING.

7100-319

38

DANGER

DO NOT RIDE
ON EQUIPMENT

7100-266

39


EdgeVac®

7100-311

40



42



DRAIN MOISTURE FROM
AIR TANK DAILY.
DRAIN TANK COMPLETELY
FOR STORAGE.

7100-352

43

DANGER

DO NOT RIDE
ON EQUIPMENT

7100-369

44

DECALS, PAINT, AND MISCELLANEOUS

ITEM	PART NO.	QTY.	DESCRIPTION
1	G7100-42	4	Decal, Warning
2	G7100-46	1	Decal, Warning
3	G7100-56	1	Decal, Warning
4	G7100-68	3	Decal, Warning
5	G7100-336	-	Decal, Important
6	G7100-90	1	Decal, Warning
7	G7100-110	-	Decal, Grease Weekly
8	G7100-111	-	Decal, Oil Daily
9	G7100-115	-	Decal, Warning (1 Per Granular Chemical Hopper)
10	G7100-116	-	Decal, Grease Daily
11	G7100-117	1	Decal, Danger
12	G7100-153	-	Decal, Information (1 Per Seed Meter)
13	G7100-192	-	Decal, Point Row Clutch Rotation
14	G7100-217	-	Decal, Note
15	G7100-219	-	Decal, Warning
16	G7100-234	-	Decal, Bolt Torque
17	G7100-247	-	Decal, Logo, 4 3/8" x 4 1/2" (2 Per Row Unit)
	G7100-252	-	Decal, Logo, 3 1/2" x 3 5/8" (Hopper Panel Extension)
18	GD2199	1	SMV Sign
19	G7100-249	-	Decal, Caution
20	G7100-258	-	Reflective Decal, Red, 1 1/2" x 9", Rectangular (If Applicable)
	G7100-259	-	Reflective Decal, Amber, 1 1/2" x 9", Rectangular (If Applicable)
	G7100-260	-	Reflective Decal, Orange, 1 1/2" x 9", Rectangular (If Applicable)
21	G7100-261	-	Reflective Decal, Red, 1 3/4" x 9", Die-Cut (If Applicable)
	G7100-262	-	Reflective Decal, Amber, 1 3/4" x 9", Die-Cut (If Applicable)
	G7100-263	-	Reflective Decal, Orange, 1 3/4" x 9", Die-Cut (If Applicable)
22	G7100-277	-	Decal, Grease Annually
23	G7100-295	-	Decal, Spring Tension Release
24	G7100-300	2	Decal, KINZE® 3800
25	GD10057-01	-	Hose Identification Sleeve, Red AA
	GD10057-02	-	Hose Identification Sleeve, Red BB
	GD10057-03	-	Hose Identification Sleeve, Blue AA
	GD10057-04	-	Hose Identification Sleeve, Blue BB
	GD10057-05	-	Hose Identification Sleeve, Green AA
	GD10057-06	-	Hose Identification Sleeve, Green BB
	GD10057-09	-	Hose Identification Sleeve, White AA
	GD10057-10	-	Hose Identification Sleeve, White BB
26	G7100-329	-	Tag, Fan Motor Case Drain
27	G7100-344	-	Decal, Caution
28	G7100-322	-	Reflective Decal, Orange-Red, 1 1/2" x 4"
29	G7100-301	-	Decal, Warning
30	G7100-317	-	Decal, Transport
31	G7100-310	-	Decal, KINZE®, 6 11/16" x 28 5/16"
32	GD1512	-	Tie Strap, 7 1/2"
	GD2117	-	Tie Strap, 14 1/2"
	GD1162	-	Tie Strap, 28"
	GD2984	-	Tie Strap, 34"
33	GM0235	-	Operator & Parts Manual, Model 3800
34	GR0146MPP	-	Powdered Graphite, Twenty-Four 1 Pound Containers
35	GR0155MPP	-	Blue Paint, Twelve Aerosol Cans
36	GR1570MPP	-	Talc Lubricant, Four 8 Pound Containers
	GR1828	-	Talc Lubricant, 30 Pound Container
37	G7100-172	-	Decal, Warning
38	G7100-319	-	Decal, Danger
39	G7100-266	-	Decal, Danger

DECALS, PAINT, AND MISCELLANEOUS

ITEM	PART NO.	QTY.	DESCRIPTION
40	G7100-311	-	Decal, EdgeVac®
41	GR1842MPP	-	Powdered Graphite, Four-Five Pound Containers
42	G7100-335	-	Decal, KINZE Vision
43	G7100-352	-	Decal, Tank Drain
44	G7100-369	-	Decal, Danger

This page left blank intentionally.

NUMERICAL INDEX

Part No.	Page	Part No.	Page	Part No.	Page
*A1020.....	P125	A14182.....	P116	G10010.....	P41
*A1079.....	P125	A8827.....	P113	G10010.....	P142
*A1086.....	P125	A8950.....	P109	G10011.....	P41
*A1090.....	P125	D13169.....	P114	G10011.....	P41
*A1132.....	P125	G10001.....	P13	G10011.....	P141
*A1138.....	P125	G10001.....	P19	G10012.....	P141
*A1140.....	P125	G10001.....	P51	G10012.....	P147
*A11409.....	P45	G10001.....	P57	G10013.....	P19
*A11410.....	P45	G10001.....	P67	G10013.....	P147
*A11426.....	P45	G10001.....	P67	G10014.....	P17
*A1170.....	P125	G10001.....	P73	G10014.....	P41
*A11808.....	P45	G10001.....	P75	G10014.....	P77
*A12043.....	P125	G10001.....	P77	G10014.....	P79
*A12046.....	P125	G10001.....	P77	G10014.....	P89
*A12048.....	P45	G10001.....	P87	G10016.....	P7
*A12700.....	P125	G10001.....	P93	G10016.....	P81
*A12701.....	P125	G10001.....	P95	G10016.....	P86
*A12702.....	P125	G10002.....	P29	G10016.....	P93
*A12704.....	P45	G10002.....	P54	G10016.....	P95
*A12735.....	P126	G10002.....	P55	G10016.....	P99
*A12902.....	P45	G10002.....	P119	G10016.....	P101
*A12903.....	P45	G10002.....	P141	G10016.....	P143
*A12918.....	P125	G10003.....	P5	G10017.....	P35
*A12919.....	P125	G10003.....	P31	G10017.....	P35
*A1424.....	P57	G10003.....	P39	G10017.....	P85
*A1460.....	P126	G10003.....	P93	G10017.....	P86
*A3136.....	P125	G10003.....	P95	G10017.....	P87
*A3139.....	P125	G10003.....	P99	G10017.....	P93
*A3152.....	P126	G10003.....	P101	G10017.....	P95
*A3154.....	P125	G10003.....	P151	G10017.....	P141
*A3158.....	P125	G10004.....	P7	G10017.....	P147
*A3161.....	P125	G10004.....	P55	G10018.....	P17
*A3201.....	P45	G10004.....	P63	G10019.....	P11
*A3220.....	P125	G10004.....	P63	G10019.....	P51
*A3236.....	P125	G10004.....	P71	G10019.....	P55
*A3247.....	P125	G10004.....	P79	G10019.....	P105
*A3249.....	P125	G10005.....	P41	G10019.....	P147
*A3271.....	P126	G10005.....	P146	G10020.....	P7
*A3283.....	P45	G10006.....	P37	G10020.....	P24
*A3290.....	P45	G10006.....	P79	G10020.....	P75
*A3291.....	P45	G10006.....	P91	G10020.....	P77
*A3353.....	P57	G10006.....	P91	G10020.....	P96
*A3381.....	P45	G10007.....	P13	G10021.....	P24
*A3384.....	P45	G10007.....	P15	G10022.....	P24
*A3385.....	P45	G10007.....	P20	G10022.....	P95
*A7613.....	P125	G10007.....	P41	G10023.....	P7
*A8230.....	P125	G10007.....	P77	G10023.....	P11
*A8231.....	P125	G10007.....	P93	G10023.....	P29
*A8237.....	P125	G10007.....	P95	G10023.....	P53
A10138.....	P83	G10007.....	P147	G10023.....	P69
A10255.....	P115	G10008.....	P77	G10023.....	P103
A10365.....	P112	G10008.....	P81	G10025.....	P85
A10553.....	P83	G10009.....	P77	G10025.....	P91
A10759.....	P29	G10010.....	P17	G10026.....	P81
A13311.....	P110	G10010.....	P39	G10026.....	P81

NUMERICAL INDEX

Part No.	Page	Part No.	Page	Part No.	Page
G10026	P91	G10071	P61	G10104	P91
G10026	P147	G10071	P75	G10104	P91
G10027	P67	G10071	P153	G10104	P92
G10027	P79	G10096	P144	G10104	P93
G10027	P108	G10101	P13	G10104	P95
G10033	P37	G10101	P19	G10104	P95
G10033	P107	G10101	P20	G10104	P99
G10033	P153	G10101	P31	G10104	P101
G10036	P33	G10101	P49	G10104	P107
G10037	P7	G10101	P51	G10104	P143
G10037	P75	G10101	P93	G10104	P143
G10037	P77	G10101	P93	G10104	P143
G10037	P86	G10101	P95	G10104	P146
G10038	P107	G10101	P95	G10104	P147
G10039	P35	G10101	P99	G10104	P147
G10039	P41	G10101	P101	G10104	P149
G10039	P54	G10101	P107	G10105	P79
G10039	P55	G10101	P111	G10105	P81
G10039	P89	G10101	P151	G10105	P81
G10039	P89	G10102	P37	G10105	P81
G10040	P11	G10102	P37	G10105	P83
G10042	P77	G10102	P41	G10105	P87
G10042	P79	G10102	P49	G10105	P91
G10043	P12	G10102	P49	G10105	P147
G10043	P55	G10102	P53	G10106	P11
G10043	P77	G10102	P83	G10106	P11
G10043	P139	G10102	P87	G10106	P12
G10045	P37	G10102	P89	G10106	P35
G10045	P105	G10102	P91	G10106	P139
G10046	P41	G10102	P93	G10107	P19
G10046	P145	G10102	P95	G10107	P33
G10047	P5	G10102	P95	G10107	P35
G10047	P73	G10102	P96	G10107	P41
G10047	P107	G10102	P105	G10107	P41
G10053	P67	G10102	P105	G10107	P41
G10053	P93	G10102	P107	G10107	P41
G10053	P95	G10102	P133	G10107	P54
G10054	P55	G10102	P139	G10107	P55
G10054	P85	G10102	P141	G10107	P75
G10061	P21	G10102	P141	G10107	P141
G10061	P55	G10102	P145	G10107	P141
G10061	P55	G10102	P147	G10107	P145
G10062	P43	G10103	P7	G10107	P145
G10064	P19	G10103	P11	G10107	P146
G10064	P61	G10103	P31	G10107	P147
G10064	P63	G10103	P65	G10108	P5
G10064	P133	G10103	P75	G10108	P5
G10064	P133	G10103	P77	G10108	P5
G10064	P133	G10103	P96	G10108	P7
G10068	P63	G10103	P103	G10108	P21
G10071	P7	G10103	P133	G10108	P29
G10071	P53	G10104	P13	G10108	P43
G10071	P54	G10104	P13	G10108	P51
G10071	P61	G10104	P20	G10108	P51
G10071	P61	G10104	P81	G10108	P55

NUMERICAL INDEX

Part No.	Page	Part No.	Page	Part No.	Page
G10108.....	P55	G10111.....	P107	G10205.....	P145
G10108.....	P57	G10111.....	P153	G10205.....	P147
G10108.....	P67	G10112.....	P41	G10206.....	P7
G10108.....	P77	G10112.....	P63	G10206.....	P7
G10108.....	P87	G10112.....	P85	G10206.....	P39
G10108.....	P89	G10112.....	P108	G10206.....	P54
G10108.....	P99	G10120.....	P54	G10206.....	P75
G10108.....	P101	G10120.....	P55	G10206.....	P93
G10108.....	P107	G10130.....	P7	G10206.....	P93
G10108.....	P119	G10133.....	P19	G10206.....	P93
G10108.....	P121	G10133.....	P37	G10206.....	P93
G10108.....	P141	G10133.....	P39	G10206.....	P93
G10108.....	P145	G10133.....	P41	G10206.....	P95
G10108.....	P145	G10139.....	P81	G10206.....	P95
G10108.....	P151	G10139.....	P91	G10206.....	P95
G10109.....	P17	G10148.....	P145	G10206.....	P96
G10109.....	P19	G10152.....	P13	G10206.....	P96
G10109.....	P37	G10152.....	P146	G10206.....	P153
G10109.....	P39	G10157.....	P77	G10207.....	P5
G10109.....	P41	G10157.....	P79	G10209.....	P11
G10109.....	P51	G10159.....	P91	G10209.....	P27
G10109.....	P105	G10162.....	P63	G10209.....	P30
G10109.....	P108	G10168.....	P105	G10209.....	P31
G10110.....	P27	G10168.....	P105	G10209.....	P103
G10110.....	P31	G10171.....	P11	G10210.....	P5
G10110.....	P53	G10171.....	P12	G10210.....	P19
G10110.....	P93	G10171.....	P27	G10210.....	P20
G10110.....	P95	G10171.....	P73	G10210.....	P21
G10110.....	P133	G10171.....	P120	G10210.....	P29
G10110.....	P133	G10177.....	P143	G10210.....	P51
G10111.....	P7	G10191.....	P87	G10210.....	P54
G10111.....	P19	G10194.....	P39	G10210.....	P55
G10111.....	P33	G10194.....	P67	G10210.....	P55
G10111.....	P33	G10194.....	P83	G10210.....	P77
G10111.....	P35	G10194.....	P108	G10210.....	P89
G10111.....	P35	G10198.....	P85	G10210.....	P151
G10111.....	P35	G10201.....	P5	G10211.....	P129
G10111.....	P35	G10201.....	P29	G10213.....	P15
G10111.....	P37	G10201.....	P67	G10213.....	P39
G10111.....	P37	G10201.....	P69	G10213.....	P41
G10111.....	P41	G10203.....	P5	G10216.....	P17
G10111.....	P54	G10203.....	P7	G10216.....	P35
G10111.....	P67	G10203.....	P51	G10216.....	P35
G10111.....	P77	G10203.....	P73	G10216.....	P55
G10111.....	P81	G10203.....	P79	G10216.....	P77
G10111.....	P85	G10203.....	P99	G10216.....	P81
G10111.....	P89	G10203.....	P101	G10216.....	P83
G10111.....	P91	G10203.....	P119	G10216.....	P86
G10111.....	P93	G10203.....	P145	G10216.....	P86
G10111.....	P93	G10204.....	P15	G10216.....	P91
G10111.....	P93	G10204.....	P17	G10216.....	P145
G10111.....	P95	G10204.....	P142	G10216.....	P147
G10111.....	P96	G10205.....	P41	G10217.....	P13
G10111.....	P99	G10205.....	P51	G10217.....	P81
G10111.....	P101	G10205.....	P145	G10217.....	P81

NUMERICAL INDEX

Part No.	Page	Part No.	Page	Part No.	Page
G10217.....	P141	G10229.....	P29	G10232.....	P27
G10217.....	P147	G10229.....	P31	G10232.....	P55
G10218.....	P63	G10229.....	P39	G10232.....	P55
G10219.....	P11	G10229.....	P49	G10232.....	P55
G10219.....	P11	G10229.....	P51	G10232.....	P73
G10219.....	P12	G10229.....	P77	G10232.....	P77
G10219.....	P51	G10229.....	P77	G10232.....	P117
G10219.....	P141	G10229.....	P79	G10232.....	P120
G10221.....	P108	G10229.....	P93	G10232.....	P139
G10221.....	P120	G10229.....	P93	G10232.....	P141
G10226.....	P79	G10229.....	P95	G10232.....	P147
G10226.....	P153	G10229.....	P95	G10233.....	P93
G10227.....	P11	G10229.....	P99	G10233.....	P96
G10227.....	P11	G10229.....	P101	G10233.....	P99
G10227.....	P31	G10229.....	P107	G10233.....	P101
G10227.....	P75	G10229.....	P151	G10233.....	P142
G10227.....	P77	G10230.....	P13	G10239.....	P77
G10227.....	P95	G10230.....	P13	G10243.....	P139
G10227.....	P96	G10230.....	P17	G10252.....	P27
G10227.....	P103	G10230.....	P19	G10257.....	P30
G10227.....	P133	G10230.....	P20	G10260.....	P27
G10228.....	P7	G10230.....	P63	G10278.....	P145
G10228.....	P17	G10230.....	P77	G10278.....	P149
G10228.....	P37	G10230.....	P77	G10283.....	P141
G10228.....	P37	G10230.....	P79	G10287.....	P145
G10228.....	P49	G10230.....	P81	G10292.....	P149
G10228.....	P49	G10230.....	P81	G10301.....	P75
G10228.....	P53	G10230.....	P91	G10301.....	P89
G10228.....	P75	G10230.....	P91	G10305.....	P32
G10228.....	P77	G10230.....	P92	G10305.....	P32
G10228.....	P83	G10230.....	P93	G10305.....	P63
G10228.....	P86	G10230.....	P95	G10305.....	P75
G10228.....	P87	G10230.....	P95	G10305.....	P75
G10228.....	P89	G10230.....	P99	G10305.....	P75
G10228.....	P89	G10230.....	P101	G10306.....	P31
G10228.....	P89	G10230.....	P107	G10306.....	P141
G10228.....	P91	G10230.....	P143	G10306.....	P151
G10228.....	P93	G10230.....	P143	G10308.....	P19
G10228.....	P93	G10230.....	P143	G10309.....	P21
G10228.....	P95	G10230.....	P146	G10309.....	P61
G10228.....	P95	G10230.....	P147	G10309.....	P61
G10228.....	P99	G10230.....	P147	G10309.....	P61
G10228.....	P105	G10230.....	P149	G10310.....	P31
G10228.....	P105	G10231.....	P81	G10312.....	P5
G10228.....	P105	G10231.....	P81	G10312.....	P29
G10228.....	P107	G10231.....	P81	G10312.....	P99
G10228.....	P108	G10231.....	P83	G10312.....	P101
G10228.....	P133	G10231.....	P85	G10312.....	P133
G10228.....	P139	G10231.....	P91	G10315.....	P19
G10228.....	P141	G10231.....	P91	G10315.....	P31
G10228.....	P143	G10231.....	P147	G10316.....	P65
G10228.....	P145	G10231.....	P147	G10318.....	P35
G10228.....	P147	G10232.....	P11	G10323.....	P24
G10229.....	P13	G10232.....	P11	G10323.....	P27
G10229.....	P20	G10232.....	P12	G10325.....	P15

NUMERICAL INDEX

Part No.	Page	Part No.	Page	Part No.	Page
G10325.....	P29	G10529.....	P32	G10620.....	P53
G10325.....	P67	G10531.....	P25	G10620.....	P71
G10326.....	P5	G10531.....	P65	G10620.....	P73
G10328.....	P15	G10536.....	P35	G10620.....	P99
G10330.....	P83	G10536.....	P107	G10620.....	P101
G10338.....	P17	G10541.....	P63	G10620.....	P133
G10338.....	P21	G10543.....	P87	G10620.....	P142
G10338.....	P53	G10544.....	P105	G10621.....	P21
G10338.....	P71	G10544.....	P108	G10621.....	P24
G10338.....	P73	G10546.....	P21	G10621.....	P24
G10341.....	P11	G10546.....	P30	G10621.....	P29
G10341.....	P12	G10551.....	P5	G10621.....	P32
G10348.....	P37	G10567.....	P21	G10621.....	P61
G10371.....	P37	G10567.....	P29	G10621.....	P61
G10373.....	P85	G10567.....	P30	G10621.....	P61
G10396.....	P79	G10570.....	P30	G10621.....	P63
G10397.....	P93	G10572.....	P35	G10621.....	P63
G10397.....	P96	G10574.....	P33	G10621.....	P65
G10400.....	P41	G10574.....	P33	G10621.....	P69
G10400.....	P85	G10574.....	P37	G10622.....	P15
G10401.....	P24	G10574.....	P41	G10622.....	P15
G10412.....	P13	G10574.....	P53	G10622.....	P32
G10412.....	P21	G10581.....	P91	G10622.....	P32
G10412.....	P21	G10581.....	P107	G10622.....	P55
G10418.....	P81	G10585.....	P35	G10622.....	P55
G10427.....	P15	G10585.....	P89	G10622.....	P73
G10438.....	P5	G10592.....	P67	G10622.....	P73
G10448.....	P83	G10597.....	P35	G10622.....	P89
G10450.....	P141	G10599.....	P19	G10622.....	P119
G10452.....	P31	G10599.....	P20	G10623.....	P145
G10455.....	P65	G10599.....	P51	G10625.....	P85
G10460.....	P77	G10599.....	P55	G10626.....	P145
G10460.....	P79	G10599.....	P89	G10626.....	P149
G10460.....	P81	G10599.....	P145	G10628.....	P145
G10460.....	P86	G10602.....	P21	G10629.....	P145
G10460.....	P91	G10602.....	P24	G10634.....	P25
G10460.....	P107	G10602.....	P25	G10636.....	P83
G10460.....	P107	G10602.....	P27	G10636.....	P91
G10460.....	P146	G10602.....	P29	G10640.....	P17
G10460.....	P153	G10602.....	P30	G10640.....	P77
G10461.....	P107	G10603.....	P24	G10640.....	P77
G10462.....	P141	G10603.....	P25	G10640.....	P81
G10470.....	P24	G10603.....	P27	G10640.....	P83
G10471.....	P85	G10604.....	P24	G10640.....	P85
G10477.....	P108	G10610.....	P91	G10640.....	P86
G10485.....	P145	G10615.....	P149	G10640.....	P86
G10494.....	P79	G10616.....	P145	G10640.....	P87
G10499.....	P51	G10619.....	P144	G10640.....	P87
G10500.....	P24	G10619.....	P149	G10640.....	P89
G10501.....	P37	G10620.....	P5	G10640.....	P91
G10503.....	P35	G10620.....	P12	G10640.....	P107
G10503.....	P39	G10620.....	P17	G10640.....	P107
G10503.....	P41	G10620.....	P17	G10640.....	P107
G10506.....	P153	G10620.....	P21	G10640.....	P110
G10523.....	P31	G10620.....	P29	G10640.....	P112

NUMERICAL INDEX

Part No.	Page	Part No.	Page	Part No.	Page
G10640.....	P113	G10897.....	P145	G11065.....	P139
G10640.....	P141	G10901.....	P55	G11066.....	P11
G10641.....	P146	G10901.....	P145	G11067.....	P119
G10643.....	P41	G10912.....	P15	G11067.....	P119
G10643.....	P79	G10913.....	P83	G11067.....	P120
G10660.....	P30	G10917.....	P145	G11067.....	P121
G10669.....	P5	G10917.....	P149	G11071.....	P83
G10669.....	P61	G10921.....	P30	G11073.....	P30
G10669.....	P61	G10923.....	P7	G11081.....	P91
G10669.....	P61	G10924.....	P17	G11083.....	P149
G10669.....	P61	G10927.....	P139	G11091.....	P63
G10670.....	P29	G10928.....	P119	G11091.....	P63
G10674.....	P145	G10928.....	P139	G11091.....	P63
G10674.....	P149	G10931.....	P139	G11091.....	P67
G10676.....	P53	G10932.....	P115	G11091.....	P75
G10676.....	P145	G10939.....	P73	G11091.....	P75
G10681.....	P49	G10939.....	P111	G11091.....	P75
G10681.....	P149	G10940.....	P17	G11091.....	P75
G10686.....	P63	G10958.....	P110	G11091.....	P75
G10686.....	P139	G10958.....	P112	G11091.....	P139
G10690.....	P24	G10960.....	P103	G11095.....	P81
G10693.....	P151	G10961.....	P142	G11097.....	P77
G10722.....	P105	G10969.....	P113	G11099.....	P77
G10722.....	P108	G10972.....	P111	G11099.....	P81
G10724.....	P105	G10972.....	P115	G11105.....	P86
G10724.....	P108	G10972.....	P116	G11108.....	P63
G10725.....	P105	G10974.....	P39	G11108.....	P108
G10725.....	P108	G10974.....	P41	G11116.....	P141
G10726.....	P85	G10979.....	P107	G11118.....	P99
G10730.....	P41	G10983.....	P109	G11118.....	P101
G10732.....	P13	G10984.....	P109	G11119.....	P99
G10747.....	P54	G10990.....	P116	G11119.....	P101
G10751.....	P21	G10991.....	P141	G11122.....	P54
G10752.....	P21	G10991.....	P151	G11122.....	P55
G10753.....	P49	G10992.....	P11	G11122.....	P75
G10753.....	P51	G10992.....	P65	G11122.....	P145
G10753.....	P121	G10995.....	P149	G11122.....	P147
G10757.....	P31	G10996.....	P119	G11123.....	P63
G10758.....	P31	G10996.....	P120	G11124.....	P51
G10758.....	P139	G10996.....	P122	G11132.....	P77
G10764.....	P108	G10996.....	P122	G11133.....	P51
G10765.....	P39	G10996.....	P122	G11134.....	P55
G10765.....	P41	G10996.....	P122	G11138.....	P51
G10770.....	P114	G10996.....	P129	G11145.....	P53
G10801.....	P19	G11007.....	P5	G11147.....	P53
G10802.....	P81	G11008.....	P5	G11151.....	P25
G10844.....	P105	G11009.....	P24	G11153.....	P153
G10857.....	P69	G11009.....	P25	G11154.....	P153
G10860.....	P99	G11009.....	P27	G11165.....	P145
G10860.....	P101	G11010.....	P41	G11166.....	P51
G10864.....	P31	G11015.....	P5	G11166.....	P53
G10880.....	P93	G11016.....	P114	G11167.....	P107
G10880.....	P95	G11018.....	P7	G11172.....	P27
G10887.....	P149	G11042.....	P147	G11173.....	P27
G10888.....	P145	G11048.....	P77	G11174.....	P85

NUMERICAL INDEX

Part No.	Page	Part No.	Page	Part No.	Page
G11186	P79	G1K276	P122	G6400-06	P47
G11193	P145	G1K296	P17	G6400-06	P49
G11199	P53	G1K320	P9	G6400-06	P120
G11200	P53	G1K320	P51	G6400-06-08	P125
G11204	P51	G1K320	P131	G6400-08	P79
G11204	P67	G1K321	P9	G6400-08	P107
G11209	P31	G1K321	P51	G6400-08	P115
G11210	P27	G1K321	P131	G6400-08	P119
G11213	P27	G1K345	P19	G6400-08	P120
G11215	P57	G1K362	P139	G6400-08	P121
G11220	P7	G1K363	P139	G6400-08	P125
G11228	P39	G1K385	P31	G6400-08-04	P116
G11236	P39	G1K395	P129	G6400-10	P49
G11237	P149	G1K396	P129	G6400-10	P119
G11241	P139	G1K465	P7	G6400-10-08	P119
G11242	P93	G1K467	P39	G6400-10-08	P121
G11242	P96	G1K472	P27	G6400-10-08	P125
G11243	P7	G2100-03	P99	G6400-12	P45
G11247	P11	G2100-03	P101	G6400-12	P47
G11254	P96	G2500-84	P147	G6400-12	P49
G11260	P49	G2603-08	P45	G6400-12	P51
G11264	P46	G2603-08	P125	G6400-12-10	P57
G11276	P103	G304-C-10	P45	G6400-20	P45
G11284	P5	G304-C-8	P107	G6400-L-08	P119
G11284	P69	G3200-63	P147	G6403-NWO-12	P49
G11286	P55	G3302-05	P108	G6408-08	P110
G11288	P139	G3303-104	P73	G6408-08	P111
G11293	P99	G3303-108	P5	G6408-08	P112
G11293	P101	G3303-114	P30	G6408-08	P113
G11295	P7	G3303-120	P73	G6408-08	P115
G11296	P7	G3303-16	P5	G6408-08	P119
G11298	P5	G3303-98	P5	G6408-08	P121
G11302	P65	G3305-01	P32	G6408-10	P49
G11309	P117	G3310-100	P93	G6408-H06-0	P117
G11328	P65	G3310-100	P95	G6408-H06-0	P119
G11332	P65	G3310-100	P99	G6408-H06-0	P120
G11355	P116	G3310-100	P101	G6408-H06-O	P49
G11360	P63	G3310-106	P93	G6408-H08-0	P117
G11360	P63	G3310-106	P95	G6408-H10-0	P117
G11363	P63	G3310-106	P99	G6500-06	P47
G1K248	P9	G3310-106	P101	G6500-06	P120
G1K248	P129	G3317-16	P99	G6500-08	P79
G1K248	P131	G3317-16	P101	G6500-08	P119
G1K248	P139	G3400-01	P99	G6500-10	P119
G1K252	P9	G3400-01	P101	G6500-12	P57
G1K252	P129	G4200-05	P145	G6502-08	P125
G1K252	P131	G4201-02	P145	G6502-12	P45
G1K252	P139	G4205-10	P145	G6502-12	P51
G1K267	P9	G4205-10	P149	G6801-06	P119
G1K267	P129	G4206-01	P145	G6801-06	P120
G1K268	P9	G4301-02	P149	G6801-06-08	P125
G1K268	P129	G4301-04	P149	G6801-08	P107
G1K274	P122	G4301-08	P149	G6801-08	P116
G1K274	P122	G6325X	P7	G6801-08	P117
G1K275	P122	G6326X	P13	G6801-08	P119

NUMERICAL INDEX

Part No.	Page	Part No.	Page	Part No.	Page
G6801-08.....	P121	G7100-90.....	P156	GA10315.....	P131
G6801-08.....	P125	G7566X.....	P20	GA10316.....	P131
G6801-10.....	P45	G7848X.....	P129	GA10317.....	P131
G6801-10.....	P57	G8081X.....	P51	GA10318.....	P131
G6801-10.....	P117	G8266X.....	P135	GA10319.....	P131
G6801-10-12.....	P47	GA0160L.....	P107	GA10343.....	P81
G6801-12.....	P45	GA0160R.....	P107	GA10355.....	P146
G6801-12.....	P45	GA0167.....	P105	GA10356.....	P145
G6801-12.....	P46	GA0167.....	P108	GA10359.....	P110
G6801-20.....	P45	GA0241.....	P146	GA10363.....	P112
G6801-20.....	P46	GA0243.....	P105	GA10366.....	P112
G6801-L-08.....	P121	GA0243.....	P108	GA10372.....	P111
G6801-LL-06-08.....	P125	GA0245.....	P105	GA10373.....	P111
G6801-LLL-08.....	P79	GA0245.....	P108	GA10404.....	P87
G6803-08.....	P125	GA0251.....	P147	GA10409.....	P107
G7100-110.....	P156	GA0252.....	P147	GA10457.....	P107
G7100-111.....	P156	GA0257.....	P105	GA10458.....	P107
G7100-115.....	P156	GA0257.....	P108	GA10483.....	P77
G7100-116.....	P156	GA0262.....	P147	GA10509.....	P145
G7100-117.....	P156	GA0450.....	P54	GA10571.....	P63
G7100-153.....	P156	GA0530.....	P85	GA10571.....	P133
G7100-172.....	P156	GA0531.....	P85	GA10572.....	P63
G7100-192.....	P156	GA0532.....	P85	GA10576.....	P63
G7100-217.....	P156	GA0547.....	P147	GA10576.....	P133
G7100-219.....	P156	GA0895.....	P91	GA10621.....	P146
G7100-234.....	P156	GA0899.....	P105	GA10623.....	P115
G7100-247.....	P156	GA0899.....	P108	GA10632.....	P120
G7100-249.....	P156	GA10036.....	P142	GA10634.....	P22
G7100-252.....	P156	GA10037.....	P142	GA10635.....	P51
G7100-258.....	P156	GA10137.....	P21	GA10646.....	P141
G7100-259.....	P156	GA10139.....	P83	GA10647.....	P141
G7100-260.....	P156	GA10148.....	P51	GA10682.....	P129
G7100-261.....	P156	GA10149.....	P47	GA10683.....	P129
G7100-262.....	P156	GA10151.....	P21	GA10684.....	P129
G7100-263.....	P156	GA10151.....	P71	GA10685.....	P129
G7100-266.....	P156	GA10151.....	P73	GA10686.....	P129
G7100-277.....	P156	GA10155.....	P21	GA10704.....	P141
G7100-295.....	P156	GA10157.....	P5	GA10705.....	P141
G7100-300.....	P156	GA10194.....	P129	GA10714.....	P115
G7100-301.....	P156	GA10201.....	P144	GA10752.....	P51
G7100-310.....	P156	GA10206.....	P129	GA10765.....	P51
G7100-311.....	P157	GA10253.....	P115	GA10765.....	P57
G7100-317.....	P156	GA10256.....	P115	GA10799.....	P51
G7100-319.....	P156	GA10275.....	P89	GA10799.....	P57
G7100-322.....	P156	GA10276.....	P89	GA10859.....	P153
G7100-329.....	P156	GA10277.....	P89	GA10894.....	P147
G7100-335.....	P157	GA10278.....	P89	GA10901.....	P139
G7100-336.....	P156	GA10279.....	P85	GA10907.....	P147
G7100-344.....	P156	GA10280.....	P77	GA10908.....	P147
G7100-352.....	P157	GA10281.....	P77	GA10917.....	P51
G7100-369.....	P157	GA10282.....	P77	GA10923.....	P143
G7100-42.....	P156	GA10291.....	P133	GA10940.....	P139
G7100-46.....	P156	GA10297.....	P87	GA11015.....	P89
G7100-56.....	P156	GA10307.....	P129	GA11016.....	P89
G7100-68.....	P156	GA10308.....	P129	GA11064.....	P145

NUMERICAL INDEX

Part No.	Page	Part No.	Page	Part No.	Page
GA11079.....	P77	GA11993.....	P11	GA12565.....	P137
GA11082.....	P77	GA11994.....	P11	GA12596.....	P135
GA11156.....	P51	GA11995.....	P11	GA12596.....	P137
GA11174.....	P83	GA11997.....	P11	GA12598.....	P135
GA11186.....	P95	GA12102.....	P11	GA12598.....	P137
GA11187.....	P92	GA12104.....	P11	GA12626.....	P11
GA11210.....	P81	GA12133.....	P27	GA12636.....	P139
GA11219.....	P86	GA12154.....	P27	GA12641.....	P139
GA11220.....	P86	GA12235.....	P39	GA12650.....	P139
GA11225.....	P87	GA12235.....	P41	GA12652.....	P129
GA11226.....	P87	GA12236.....	P37	GA12655.....	P135
GA11227.....	P83	GA12236.....	P39	GA12655.....	P137
GA11255.....	P13	GA12236.....	P41	GA12657.....	P77
GA11265.....	P85	GA12256.....	P39	GA12661.....	P93
GA11266.....	P85	GA12335.....	P151	GA12661.....	P96
GA11276.....	P91	GA12358.....	P11	GA12679.....	P77
GA11277.....	P85	GA12358.....	P12	GA12681.....	P77
GA11278.....	P85	GA12403.....	P69	GA12684.....	P9
GA11287.....	P99	GA12404.....	P11	GA12687.....	P77
GA11287.....	P101	GA12405.....	P7	GA12688.....	P77
GA11299.....	P108	GA12455.....	P77	GA12689.....	P77
GA11299.....	P131	GA12460.....	P85	GA12812.....	P9
GA11331.....	P93	GA12474.....	P108	GA12812.....	P57
GA11331.....	P96	GA12475.....	P108	GA12813.....	P9
GA11331.....	P99	GA12476.....	P107	GA12815.....	P9
GA11331.....	P101	GA12487.....	P143	GA12818.....	P55
GA11427.....	P45	GA12488.....	P143	GA12819.....	P54
GA11520.....	P33	GA12501.....	P85	GA12844.....	P55
GA11651.....	P51	GA12503.....	P145	GA12845.....	P45
GA11653.....	P53	GA12536.....	P135	GA12848.....	P27
GA11654.....	P53	GA12537.....	P135	GA12849.....	P55
GA11655.....	P53	GA12537.....	P137	GA12850.....	P54
GA11656.....	P53	GA12538.....	P139	GA12851.....	P55
GA11667.....	P89	GA12539.....	P135	GA12852.....	P135
GA11679.....	P49	GA12539.....	P137	GA12852.....	P137
GA11680.....	P49	GA12540.....	P135	GA12853.....	P135
GA11682.....	P49	GA12540.....	P137	GA12858.....	P9
GA11689.....	P51	GA12551.....	P135	GA12863.....	P54
GA11757.....	P51	GA12551.....	P137	GA12864.....	P55
GA11759.....	P141	GA12552.....	P135	GA12868.....	P135
GA11760.....	P141	GA12553.....	P135	GA12868.....	P137
GA11799.....	P49	GA12555.....	P137	GA13078.....	P117
GA11900.....	P49	GA12557.....	P139	GA13079.....	P117
GA11911.....	P27	GA12558.....	P135	GA13169.....	P11
GA11934.....	P49	GA12558.....	P137	GA13204.....	P96
GA11935.....	P27	GA12559.....	P135	GA13204.....	P135
GA11964.....	P93	GA12559.....	P137	GA13204.....	P137
GA11964.....	P95	GA12562.....	P135	GA13214.....	P96
GA11982.....	P7	GA12562.....	P137	GA13227.....	P96
GA11987.....	P51	GA12563.....	P139	GA13234.....	P95
GA11988.....	P11	GA12564.....	P135	GA13235.....	P93
GA11988.....	P12	GA12564.....	P137	GA13258.....	P55
GA11991.....	P11	GA12565.....	P93	GA13312.....	P110
GA11991.....	P12	GA12565.....	P95	GA13317.....	P57
GA11992.....	P11	GA12565.....	P135	GA13317.....	P63

NUMERICAL INDEX

Part No.	Page	Part No.	Page	Part No.	Page
GA13421	P63	GA14031	P71	GA2558	P91
GA13474	P107	GA14037	P67	GA2559	P147
GA13512	P11	GA14038	P67	GA2612	P129
GA13524	P93	GA14040	P67	GA2660	P145
GA13524	P96	GA14051	P63	GA3413	P119
GA13524	P99	GA14063	P63	GA3584	P119
GA13524	P101	GA14073	P153	GA3584	P129
GA13525	P99	GA14074	P153	GA3893	P149
GA13525	P101	GA14075	P153	GA4031	P107
GA13529	P103	GA14078	P65	GA4293	P117
GA13530	P135	GA14092	P67	GA4444	P29
GA13530	P137	GA14094	P67	GA4722	P83
GA13531	P135	GA14103	P54	GA4723	P83
GA13531	P137	GA14104	P54	GA4729	P83
GA13532	P135	GA14110	P63	GA4976	P145
GA13532	P137	GA14116	P57	GA4976	P149
GA13533	P135	GA14129	P69	GA5105	P93
GA13533	P137	GA14131	P93	GA5105	P96
GA13546	P55	GA14132	P92	GA5105	P99
GA13554	P137	GA14132	P95	GA5105	P101
GA13574	P103	GA14133	P69	GA5108	P93
GA13580	P5	GA14135	P69	GA5108	P95
GA13593	P5	GA14136	P69	GA5108	P99
GA13633	P117	GA14152	P67	GA5108	P101
GA13654	P137	GA14170	P67	GA5116	P93
GA13660	P117	GA14174	P79	GA5116	P95
GA13661	P117	GA14181	P116	GA5121	P81
GA13676	P73	GA14184	P116	GA5121	P91
GA13695	P105	GA14185	P79	GA5122	P91
GA13699	P93	GA14211	P116	GA5202	P93
GA13700	P95	GA14220	P93	GA5202	P95
GA13719	P105	GA14221	P93	GA5202	P99
GA13733	P73	GA14333	P79	GA5202	P101
GA13793	P46	GA2007	P21	GA5651	P13
GA13800	P58	GA2012L	P15	GA5654	P35
GA13802	P58	GA2012R	P15	GA5654	P37
GA13806	P58	GA2014	P15	GA5654	P39
GA13807	P58	GA2014	P35	GA5654	P41
GA13809	P58	GA2014	P37	GA5698	P25
GA13810	P58	GA2014	P39	GA5698	P27
GA13811	P58	GA2014	P41	GA5699	P25
GA13812	P58	GA2018	P24	GA5715	P35
GA13813	P58	GA2019	P24	GA5718	P35
GA13814	P58	GA2020	P24	GA5719	P35
GA13815	P58	GA2075	P31	GA5794	P25
GA13816	P58	GA2094	P32	GA5795	P25
GA13926	P75	GA2142	P91	GA5796	P25
GA13927	P75	GA2147	P91	GA5834	P25
GA13928	P75	GA2148	P91	GA5853	P105
GA13929	P75	GA2180	P7	GA5982	P25
GA13943	P75	GA2180	P13	GA6027	P25
GA13944	P9	GA2180	P13	GA6038	P25
GA14003	P67	GA2180	P93	GA6108	P129
GA14004	P65	GA2180	P95	GA6109	P129
GA14005	P65	GA2528	P129	GA6168	P25

NUMERICAL INDEX

Part No.	Page	Part No.	Page	Part No.	Page
GA6171	P17	GA8324	P15	GA9964	P51
GA6171	P19	GA8326	P30	GA9964	P57
GA6171	P19	GA8328	P9	GA9978	P139
GA6171	P142	GA8328	P51	GA9979	P139
GA6182	P25	GA8328	P131	GB0110	P24
GA6184	P25	GA8329	P9	GB0111	P24
GA6187	P25	GA8329	P51	GB0115	P30
GA6189	P85	GA8329	P131	GB0116	P30
GA6434	P19	GA8343	P24	GB0120	P24
GA6478	P25	GA8364	P30	GB0186	P13
GA6527	P149	GA8371	P29	GB0196	P147
GA6597	P19	GA8603	P33	GB0212	P77
GA6633	P25	GA8603	P41	GB0213	P41
GA6741	P31	GA8603	P141	GB0213	P141
GA6832	P37	GA8641	P33	GB0218	P13
GA6833	P37	GA8641	P41	GB0218	P21
GA6834	P37	GA8731	P129	GB0218	P41
GA6838	P37	GA8760	P39	GB0218	P146
GA6860	P107	GA8768	P145	GB0230	P79
GA6870	P107	GA8828	P113	GB0234	P79
GA6907	P31	GA8831	P113	GB0239	P19
GA6975	P51	GA8877	P142	GB0254	P19
GA6975	P129	GA8882	P116	GB0265	P5
GA6977	P129	GA8931	P152	GB0266	P5
GA6978	P9	GA8948	P109	GB0267	P5
GA6978	P129	GA8951	P109	GB0268	P19
GA7154	P93	GA8983	P141	GB0274	P5
GA7154	P96	GA9097	P119	GB0276	P17
GA7255	P25	GA9101	P107	GB0278	P21
GA7376	P91	GA9102	P107	GB0278	P30
GA7399	P129	GA9103	P107	GB0282	P19
GA7409	P91	GA9131	P41	GB0285	P5
GA7412	P39	GA9205	P114	GB0301	P15
GA7434	P83	GA9306	P85	GB0314	P21
GA7434	P85	GA9315	P85	GB0315	P153
GA7434	P91	GA9437	P141	GB0319	P27
GA7849	P139	GA9472	P142	GB0320	P85
GA7851	P139	GA9481	P129	GB0322	P141
GA7856	P9	GA9510	P120	GB0323	P141
GA7856	P129	GA9510	P121	GB0328	P27
GA7859	P139	GA9526	P79	GB0331	P21
GA7862	P129	GA9544	P83	GB0331	P71
GA7863	P129	GA9547	P71	GB0331	P73
GA7949	P17	GA9712	P146	GB0332	P81
GA7975	P17	GA9714	P22	GB0355	P81
GA7976	P17	GA9844	P41	GB0357	P81
GA8001	P92	GA9845	P41	GB0358	P27
GA8022	P139	GA9856	P79	GB0361	P79
GA8046	P139	GA9861	P41	GB0365	P143
GA8047	P129	GA9862	P41	GB0366	P13
GA8047	P139	GA9864	P41	GB0370	P143
GA8130	P111	GA9865	P41	GB0374	P93
GA8172	P107	GA9877	P91	GB0374	P95
GA8322	P19	GA9964	P9	GB0383	P39
GA8322	P20	GA9964	P9	GB0386	P41

NUMERICAL INDEX

Part No.	Page	Part No.	Page	Part No.	Page
GB0387	P37	GD10057-06	P156	GD1116	P31
GB0387	P39	GD10057-09	P156	GD1118	P31
GB0393	P7	GD10057-10	P156	GD11219	P29
GB0394	P7	GD10063	P81	GD11239	P21
GB0395	P7	GD10126	P92	GD11239	P29
GB0396	P7	GD10126	P95	GD11239	P30
GB0397	P7	GD10161	P95	GD11240	P30
GB0398	P7	GD10186	P107	GD11259	P5
GB0399	P141	GD10231	P108	GD11259	P15
GB0401	P39	GD10243	P129	GD11279	P22
GB0404	P141	GD1026	P5	GD11286	P24
GB0410	P24	GD1026	P29	GD11297	P30
GB0426	P65	GD10283	P105	GD11305	P29
GB0427	P65	GD1033	P5	GD11306	P15
GB0428	P73	GD10356	P93	GD11311	P24
GB0430	P71	GD1039	P24	GD11313	P20
GB0430	P73	GD1041	P24	GD1132	P35
GB0431	P65	GD1042	P24	GD1132	P37
GB0433	P65	GD10473	P15	GD1132	P39
GB0434	P65	GD10519	P39	GD1132	P41
GB0435	P65	GD10519	P41	GD11413	P21
GB0436	P65	GD1059L	P29	GD11413	P30
GB0444	P65	GD1059R	P29	GD11422	P13
GB0445	P71	GD1060	P29	GD11423	P17
GB0446	P71	GD1061	P30	GD11423	P142
GB0447	P73	GD1063	P30	GD11424	P29
GB0455	P71	GD10646	P79	GD1143	P32
GB0455	P73	GD1065	P5	GD1144	P32
GB0460	P71	GD10674-01	P108	GD1145	P32
GB0460	P73	GD10777	P145	GD11453	P17
GD0453-07	P107	GD1083	P24	GD11474	P139
GD0677	P107	GD1085	P19	GD11490	P91
GD0704	P107	GD1086	P17	GD11508	P20
GD0740	P89	GD10867	P5	GD11509	P20
GD0740	P93	GD10963	P31	GD11528	P24
GD0740	P96	GD10984	P31	GD11557	P141
GD0746	P105	GD10991	P17	GD11558	P141
GD0752-64	P85	GD10993	P5	GD1162	P156
GD0831	P147	GD11001	P5	GD11652	P33
GD0840	P105	GD11017	P15	GD11652	P41
GD0840	P108	GD11045	P7	GD1166	P146
GD0844	P147	GD11089	P129	GD11677	P33
GD0914-180	P92	GD11089	P131	GD11695	P91
GD0914-180	P95	GD11089	P139	GD11700	P49
GD0914-68	P92	GD1109	P19	GD11700	P149
GD0914-68	P95	GD11122	P25	GD11721	P75
GD0914-68	P99	GD11123	P145	GD11751	P111
GD0914-68	P101	GD1114	P13	GD11787	P24
GD0914-78	P92	GD1114	P92	GD11845	P5
GD10036	P13	GD1114	P95	GD11845	P15
GD10057-01	P156	GD1114	P99	GD11953	P142
GD10057-02	P156	GD1114	P101	GD11954	P142
GD10057-03	P156	GD1114	P149	GD11962	P5
GD10057-04	P156	GD1115L	P31	GD11962	P29
GD10057-05	P156	GD1115R	P31	GD11963-04	P7

NUMERICAL INDEX

Part No.	Page	Part No.	Page	Part No.	Page
GD11970	P116	GD12273	P112	GD14565	P86
GD11984	P116	GD12275	P113	GD14592	P27
GD11985	P113	GD12278	P116	GD14626	P53
GD11986	P113	GD12282	P111	GD14627	P53
GD1199-04	P93	GD12282	P115	GD14640	P51
GD1199-04	P95	GD12522	P111	GD14649	P141
GD1199-06	P93	GD12522	P115	GD14651	P141
GD1199-06	P95	GD12543	P83	GD14659	P31
GD11993	P139	GD12543	P91	GD14660	P9
GD12047	P116	GD12548	P109	GD14671	P143
GD12072	P110	GD12550	P109	GD14672	P141
GD12102	P110	GD12676	P141	GD14673	P141
GD12102	P112	GD12677	P141	GD14674	P35
GD12102	P113	GD12679	P141	GD14674	P153
GD12104	P116	GD12723	P133	GD14812	P77
GD12106	P111	GD12724	P133	GD14841	P77
GD12106	P115	GD12725	P133	GD14842	P77
GD12135	P110	GD12726	P129	GD14843	P77
GD12144	P112	GD12817	P41	GD14897	P110
GD12145	P112	GD12817	P141	GD14898	P110
GD12148	P111	GD12826	P41	GD14901	P112
GD12148	P115	GD12827	P41	GD14902	P112
GD12200	P116	GD12829	P41	GD14908	P111
GD12202	P116	GD13170	P114	GD14910	P111
GD12203	P116	GD13171	P114	GD14923	P119
GD12204	P116	GD13172	P114	GD14925	P121
GD12210	P113	GD13173	P114	GD14926	P81
GD12212	P113	GD13226-02	P43	GD14941	P81
GD12213	P113	GD13226-02	P55	GD14987	P87
GD12214	P113	GD13226-02	P55	GD15041	P85
GD12221	P110	GD13226-02	P55	GD15042	P85
GD12222	P110	GD13309	P142	GD15045	P81
GD12223	P111	GD13328	P147	GD15046	P63
GD12223	P115	GD13361	P5	GD15046	P81
GD12224	P110	GD13377	P79	GD15048	P86
GD12226	P110	GD13400	P114	GD15049	P86
GD12226	P112	GD13401	P91	GD15067	P86
GD12239	P115	GD1359	P85	GD15068	P86
GD12239	P116	GD1360	P85	GD15068	P86
GD12240	P111	GD13740	P85	GD15069	P86
GD12240	P115	GD13744	P147	GD15070	P86
GD12242	P111	GD14065	P19	GD15072	P86
GD12242	P115	GD14170	P41	GD15074	P87
GD12243	P111	GD14217	P13	GD15110	P87
GD12243	P115	GD14258	P9	GD15110	P87
GD12251	P113	GD14258	P9	GD1512	P156
GD12253	P116	GD14398	P33	GD15169	P81
GD12255	P111	GD14467	P27	GD15170	P81
GD12255	P115	GD14468	P27	GD15172	P81
GD12268	P110	GD14477	P27	GD15187-01	P119
GD12268	P112	GD14541	P27	GD15226	P141
GD12269	P110	GD14559	P107	GD15235	P89
GD12269	P112	GD14563	P86	GD15282	P87
GD12270	P112	GD14563	P87	GD15283	P63
GD12271	P112	GD14563	P87	GD15283	P108

NUMERICAL INDEX

Part No.	Page	Part No.	Page	Part No.	Page
GD15285	P87	GD16355-01	P93	GD17187	P27
GD15369	P81	GD16355-01	P96	GD1755	P25
GD15406	P83	GD16355-02	P93	GD17794	P7
GD15451	P81	GD16355-02	P96	GD17967	P107
GD15489	P107	GD16355-03	P93	GD17973	P143
GD15532	P99	GD16355-03	P96	GD17995	P145
GD15532	P101	GD16356	P107	GD18004	P77
GD15568	P141	GD16478	P145	GD18010	P9
GD15582	P87	GD16479	P145	GD18010	P11
GD15600	P141	GD16489	P99	GD18011	P11
GD15605	P144	GD16489	P101	GD18013	P139
GD15623	P115	GD16490	P99	GD18015	P11
GD15624	P77	GD16490	P101	GD18070	P93
GD15634	P119	GD16608	P51	GD18070	P95
GD15663	P27	GD16840	P51	GD18078	P11
GD15698	P24	GD16842	P53	GD18084	P11
GD15699	P25	GD16843	P53	GD18085	P103
GD15700	P27	GD16844	P53	GD18095	P27
GD15703	P145	GD16845	P53	GD18096	P119
GD15747	P21	GD16873	P49	GD18097	P120
GD15774	P115	GD16874	P49	GD18098	P27
GD15780	P81	GD16887	P89	GD18099	P121
GD15789	P51	GD16890	P89	GD18100	P120
GD15790	P51	GD16991	P51	GD18100	P121
GD15792-03	P53	GD16992	P51	GD18101	P120
GD15792-05	P53	GD17006	P141	GD18101	P121
GD15792-06	P53	GD17014	P5	GD18112	P11
GD15792-12	P53	GD17014	P73	GD18118	P139
GD15792-19	P53	GD17021	P27	GD18137	P120
GD15799	P53	GD17028	P27	GD18143	P77
GD15803	P51	GD17039	P81	GD18151	P77
GD15804	P51	GD17039	P143	GD18152	P77
GD15804	P57	GD17047	P27	GD18168	P139
GD15849-02	P51	GD17048	P27	GD18170	P77
GD15849-02	P57	GD17049	P27	GD18171	P77
GD15854	P53	GD17050	P27	GD18173	P11
GD15856-02	P53	GD17094	P95	GD18173	P12
GD15856-06	P53	GD17095	P93	GD18175	P77
GD15856-07	P53	GD17099	P27	GD18176	P135
GD15939	P153	GD17104	P27	GD18176	P137
GD15945	P57	GD17141	P11	GD18177	P135
GD15968	P133	GD17143	P11	GD18177	P137
GD16037	P49	GD17148	P12	GD18191	P55
GD16038	P49	GD17148	P103	GD18193	P55
GD16058	P85	GD17150-05	P11	GD18194	P55
GD16146	P119	GD17151-01	P11	GD18275	P9
GD16175	P107	GD17151-06	P9	GD18279	P54
GD16189	P145	GD17152	P27	GD18279	P55
GD16210	P145	GD17154	P11	GD18307	P55
GD16227	P77	GD17156	P11	GD18308	P55
GD16245	P5	GD17156	P11	GD18309	P55
GD16315	P139	GD17156	P12	GD18317	P55
GD16316	P139	GD17156	P103	GD18318	P55
GD16324-01	P51	GD17162	P27	GD18319	P55
GD16324-01	P57	GD17186	P27	GD18320	P55

NUMERICAL INDEX

Part No.	Page	Part No.	Page	Part No.	Page
GD18321	P55	GD19865	P65	GD2548-39	P92
GD18324	P55	GD19893	P67	GD2548-39	P95
GD18407	P135	GD19894	P67	GD2548-39	P99
GD18407	P137	GD19925	P75	GD2548-39	P101
GD18408	P135	GD19941	P67	GD2558	P77
GD18408	P137	GD19956	P67	GD2558	P147
GD1862	P145	GD19962	P129	GD2597	P105
GD18642	P139	GD20010	P67	GD2597	P108
GD18643	P95	GD20011	P67	GD2681	P146
GD18646	P96	GD20032	P71	GD2721	P107
GD18676	P96	GD20035	P67	GD2721	P153
GD18699	P93	GD20036	P67	GD2829	P51
GD18699	P96	GD20037	P67	GD2829	P129
GD18704	P24	GD20046	P54	GD2947	P31
GD18796	P9	GD20047	P54	GD2971-03	P99
GD18891	P7	GD20051	P61	GD2971-03	P101
GD18901	P11	GD20051	P61	GD2971-10	P29
GD18901	P12	GD20052	P61	GD2984	P156
GD19079	P12	GD20052	P61	GD3180-30	P7
GD1908	P13	GD20052	P61	GD3180-33	P11
GD19080	P11	GD20054	P61	GD3180-33	P12
GD19178	P55	GD20055	P61	GD3421	P79
GD19190	P103	GD20056	P61	GD3612	P5
GD19212	P107	GD20057	P61	GD3622	P145
GD19221	P54	GD20058	P75	GD3623	P145
GD19237	P11	GD20068	P63	GD3737	P77
GD19238	P11	GD20102	P79	GD3860	P129
GD19242	P99	GD20188	P79	GD3951	P145
GD19242	P101	GD20189	P79	GD4086	P125
GD19248	P93	GD20190	P79	GD4743	P49
GD19248	P96	GD20191	P79	GD4743	P53
GD19252	P95	GD20194	P63	GD5625	P87
GD19317	P5	GD20195	P63	GD5841	P81
GD19333	P24	GD20196	P63	GD5841	P91
GD19440	P117	GD20221	P116	GD5857	P37
GD19508	P65	GD20227	P61	GD5857	P93
GD19509	P71	GD20227	P61	GD5857	P95
GD19509	P73	GD20227	P61	GD5857	P99
GD19628	P65	GD20227	P61	GD5857	P101
GD19634	P65	GD20229	P79	GD5875	P107
GD19635	P65	GD20230	P79	GD6279-05	P49
GD19659-02	P63	GD20231	P79	GD6291	P129
GD19665	P65	GD20232	P79	GD6551	P93
GD19690-03	P67	GD20248	P67	GD6551	P95
GD19690-04	P67	GD20281	P69	GD7079	P83
GD19695	P65	GD20282	P69	GD7079	P83
GD19698	P65	GD2117	P156	GD7089	P83
GD19699	P65	GD2169	P108	GD7145	P49
GD19774	P75	GD2199	P75	GD7145	P61
GD19790	P24	GD2199	P77	GD7145	P61
GD19814	P75	GD2199	P156	GD7145	P61
GD19852	P65	GD2423	P31	GD7145	P133
GD19854	P65	GD2460	P32	GD7145	P139
GD19863	P65	GD2548-16	P92	GD7148	P30
GD19864	P65	GD2548-16	P95	GD7258	P30

NUMERICAL INDEX

Part No.	Page	Part No.	Page	Part No.	Page
GD7318	P5	GD9530	P129	GR1016	P149
GD7571	P83	GD9715	P37	GR1017	P145
GD7803	P33	GD9720	P37	GR1017	P149
GD7803	P41	GD9724	P37	GR1018	P145
GD7804	P33	GD9724	P39	GR1018	P149
GD7804	P41	GD9724	P41	GR1019	P145
GD7805	P7	GD9896	P129	GR1019	P149
GD7805	P13	GD9964	P107	GR1037	P113
GD7805	P19	GM0235	P156	GR1037	P115
GD7805	P21	GR0146MPP	P156	GR1037	P115
GD7805	P21	GR0150	P105	GR1037	P119
GD7805	P35	GR0150	P108	GR1037	P119
GD7805	P54	GR0151	P105	GR1037	P119
GD7805	P55	GR0151	P108	GR1037	P119
GD7805	P85	GR0155MPP	P156	GR1037	P120
GD7805	P91	GR0190	P147	GR1037	P121
GD7805	P91	GR0191	P85	GR1037	P121
GD7805	P93	GR0192	P85	GR1037	P121
GD7805	P95	GR0195	P147	GR1037	P121
GD7805	P142	GR0196	P5	GR1037	P121
GD7805	P146	GR0196	P30	GR1037	P125
GD7805	P147	GR0196	P73	GR1037	P125
GD7817-01	P35	GR0196	P73	GR1037	P125
GD7817-04	P35	GR0200	P147	GR1037	P125
GD7817-05	P147	GR0204	P147	GR1037	P125
GD7817-19	P63	GR0266	P54	GR1037	P125
GD7823	P35	GR0267	P147	GR1037	P79
GD7831	P147	GR0270	P91	GR1037	P107
GD7864	P83	GR0434	P91	GR1037	P110
GD7878	P25	GR0528	P83	GR1037	P111
GD7889	P35	GR0531	P83	GR1037	P112
GD7890	P35	GR0594	P139	GR1037	P116
GD8188	P89	GR0664	P24	GR1037	P125
GD8237	P25	GR0761	P116	GR1045	P47
GD8249	P13	GR0761	P119	GR1045	P49
GD8307	P35	GR0761	P120	GR1045	P49
GD8460	P19	GR0761	P122	GR1045	P119
GD8739	P129	GR0763	P116	GR1045	P119
GD8740	P129	GR0763	P119	GR1045	P120
GD8741	P129	GR0763	P120	GR1045	P120
GD8778	P25	GR0763	P122	GR1045	P120
GD8893-07	P53	GR0764	P119	GR1104	P151
GD9093	P79	GR0764	P122	GR1112	P151
GD9120	P19	GR0764	P122	GR1116	P151
GD9254	P33	GR0880	P149	GR1118	P151
GD9254	P41	GR0881	P149	GR1120	P151
GD9529	P122	GR0882	P149	GR1123	P151
GD9529	P122	GR0883	P149	GR1124	P151
GD9529	P122	GR0912	P93	GR1134	P151
GD9529	P122	GR0912	P95	GR1146	P147
GD9529	P129	GR0912	P99	GR1146	P151
GD9530	P122	GR0912	P101	GR1208	P63
GD9530	P122	GR1015	P145	GR1208	P133
GD9530	P122	GR1015	P149	GR1208	P133
GD9530	P122	GR1016	P145	GR1208	P63

NUMERICAL INDEX

Part No.	Page	Part No.	Page	Part No.	Page
GR1220	P43	GR1689	P112	GR1843	P11
GR1246	P43	GR1691	P111	GR1846	P117
GR1290	P129	GR1691	P115	GR1848	P24
GR1292	P129	GR1702	P144	GR1850	P43
GR1294	P92	GR1707	P87	GR1851	P43
GR1321	P122	GR1708	P144	GR1852	P43
GR1322	P122	GR1731	P133	GR1853	P43
GR1363	P9	GR1731	P133	GR1854	P43
GR1363	P129	GR1731	P63	GR1855	P43
GR1364	P9	GR1731	P63	GR1856	P43
GR1364	P129	GR1732	P133	GR1857	P43
GR1414	P139	GR1732	P63	GR1858	P43
GR1415	P139	GR1732	P63	GR1859	P43
GR1430	P43	GR1733	P133	GR1861	P43
GR1445	P116	GR1733	P63	GR1862	P43
GR1445	P119	GR1733	P63	GR1863	P43
GR1445	P120	GR1734	P47	GR1864	P43
GR1465	P116	GR1736	P51	GR1865	P43
GR1466	P45	GR1736	P57	GR1866	P43
GR1466	P49	GR1737	P139	GR1867	P43
GR1466	P49	GR1739	P144	GR1868	P43
GR1466	P119	GR1777	P51	GR1869	P43
GR1466	P117	GR1777	P57	GR1870	P43
GR1467	P45	GR1778	P11	GR1871	P43
GR1467	P45	GR1787	P45	GR1872	P43
GR1467	P46	GR1787	P45	GR1874	P43
GR1467	P47	GR1787	P46	GR1875	P43
GR1467	P47	GR1790	P99	GR1894	P7
GR1467	P49	GR1790	P101	GR1895	P7
GR1467	P49	GR1796	P151	GR1896	P7
GR1467	P51	GR1798	P151	GR1897	P24
GR1517	P115	GR1800	P151	GR1898	P7
GR1517	P120	GR1801	P151	GR1916	P135
GR1519	P116	GR1803	P151	GR1916	P137
GR1522	P113	GR1804	P151	GR1938	P57
GR1532	P109	GR1805	P151	GR1939	P117
GR1533	P152	GR1806	P151	GR1942	P57
GR1535	P152	GR1808	P151	GR1946	P46
GR1540	P152	GR1809	P11	GR1960	P43
GR1541	P152	GR1812	P7		
GR1542	P152	GR1813	P7		
GR1543	P151	GR1815	P7		
GR1543	P152	GR1818	P7		
GR1544	P152	GR1819	P7		
GR1545	P152	GR1828	P156		
GR1569	P24	GR1830	P7		
GR1570MPP	P156	GR1835	P135		
GR1598	P114	GR1835	P137		
GR1629	P139	GR1836	P135		
GR1635	P119	GR1836	P137		
GR1635	P120	GR1838	P135		
GR1635	P121	GR1838	P137		
GR1681	P85	GR1839	P135		
GR1686	P144	GR1839	P137		
GR1688	P110	GR1842MPP	P157		

NUMERICAL INDEX

Part No.	Page	Part No.	Page	Part No.	Page